

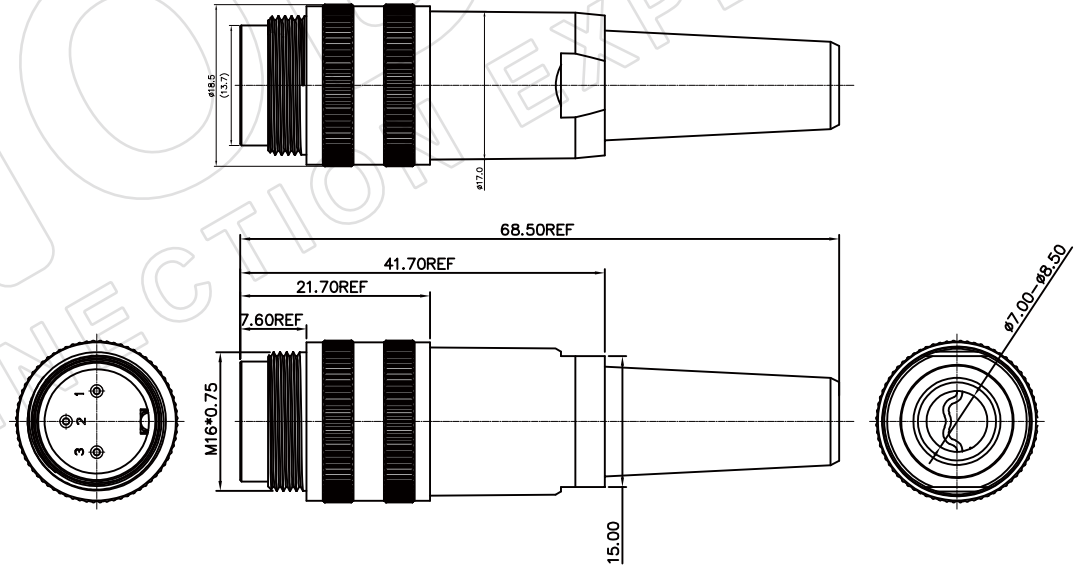
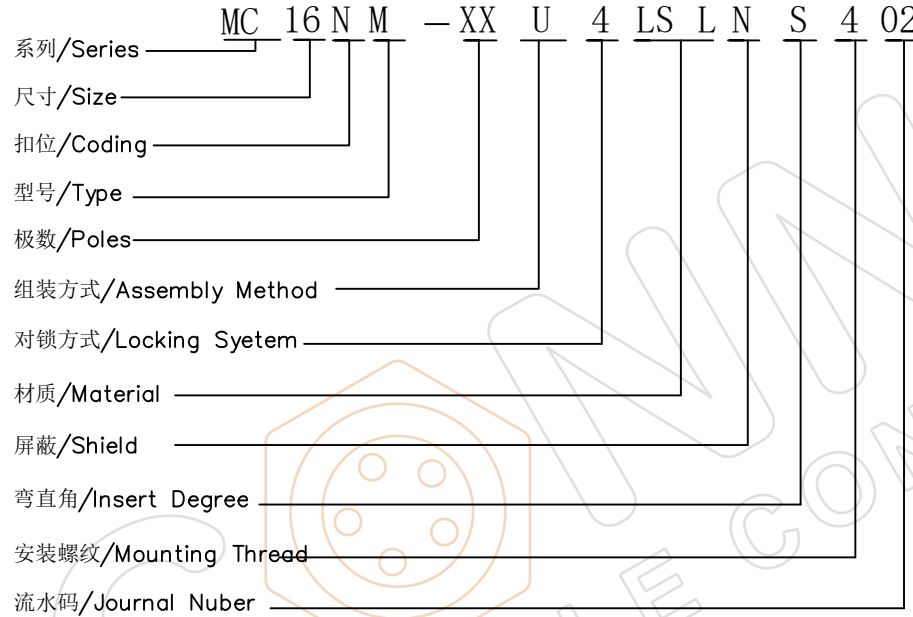
ROHS COMPLIANT LEAD&HALOGEN FREE

REV.	DESCRIPTION	DATE	DRAWN
A	Release rev.A for production	Dec/02/2023	Frank Zhou

1 芯数/NO. OF CONTACTS

芯数 Pin Number	02Pins	03Pins	04Pins	05Pins	06Pins	07Pins	08Pins	12Pins	14Pins	16Pins	19Pins	24Pins
适合线缆/Conductor size	0.75mm ²	0.75mm ²	0.75mm ²	0.75mm ²	0.75mm ²	0.75mm ²	0.75mm ²	0.25mm ²	0.25mm ²	0.25mm ²	0.25mm ²	0.25mm ²
导体直径/Pin size	1.5mm	1.5mm	1.5mm	1.5mm	1.5mm	1.5mm	1.5mm	1.0mm	1.0mm	1.0mm	1.0mm	0.5mm
额定电流/Rated current	7A	7A	7A	7A	5A	5A	5A	3A	3A	3A	1A	1A
额定电压/Rated voltage	250V	250V	250V	250V	125V	125V	125V	60V	60V	60V	60V	60V

2 料号说明/PART NUMBER (M16 Series Assembly/Panel-Mount Type)



3 技术参数/Technical information

1. 接触电流CURRENT RATING: 12A MAX.
2. 接触电压CURRENT VOLTAGE: 63V MAX.
3. 绝缘电阻.INSULATION RESISTANCE: 100M OHMS MIN.
4. 接触电阻CONTACT RESISTANCE: 30m OHMS MAX.
5. 操作温度OPERATING TEMPERATURE: -40°C TO +85°C.
6. 盐雾/SALT SPRAY: 24 HOURS.
7. 防水等级CLASS OF PROTECTION: IP40



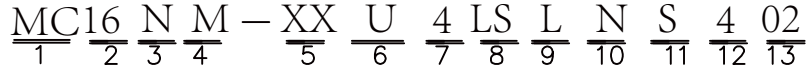
GENERAL TOLERANCES (UNLESS SPECIFIED)		DRAWN BY:		TITLE:	
X.X ± 0.35	X.' ± 3'	Frank Zhou		M16 Series Male Solder OD: 7.0-8.50mm	
X.XX ± 0.25	X.X' ± 2'	CHECKED BY:		PART NO.: MC16NM-XXU4LSLNS402	
X.XXX ± 0.15	X.XX' ± 1'	Frank Zhou		DWG NO.: MC16NM-XXU4LSLNS402-P	
THIRD ANGLE PROJECTION		APPROVED BY:		CUSTOMER:	
DIMENSION STYLE MM ONLY		DESIGN UNITS METRIC		SCALE: NONE SHEET: 1 of 1	
THIS DRAWING CONTAINS INFORMATION THAT IS PROPRIETARY TO SHUNKONN AND SHOULD NOT BE USED WITHOUT WRITTEN PERMISSION					

Website: www.connoder.com
E-Mail: sale@connoder.com
CONNODER ELECTRONIC TECHNOLOGY CO LTD

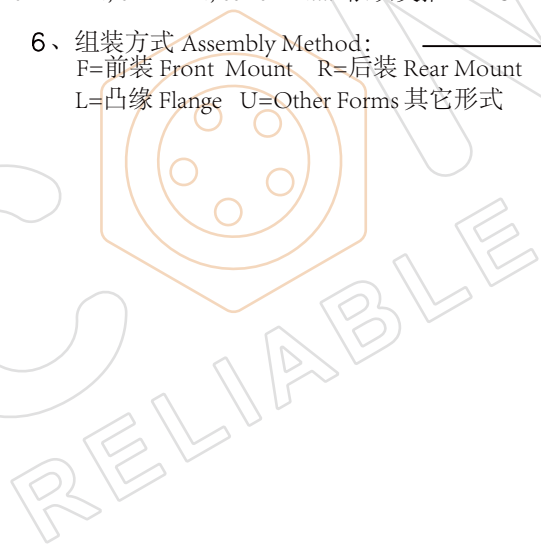
REV.	DESCRIPTION	DATE	DRAWN
A	Release rev.A for production	Dec/02/2023	Frank Zhou

MXX系列连接器成品料号编码原则

MXX Series Connector Product Part Number Coding Principle



- 产品型号 Product Model:**
 - MB=M系列线束 M Series Harness, MC=M系列连接器 M Series Connectors
- 尺寸 SIZE:**
 - 05=M5, 08=M8, 09=M9, 10=M10, 12=M12, 14=M14, 16=M16, 23=M23, 78=7/8 Series
- 编码 Coding:**
 - A=A coding B=B coding C=C coding D=D coding
 - K=K coding L=L coding S=S coding T=T coding
 - X=X coding Y1=Y coding type1
 - Y2=Y coding type2 Y3=Y coding type3
 - Y4=Y coding type4
 - N=表示正常普通型 NORMOL
- 公母 Male Female:**
 - M=male, F=female
- 孔数 Poles:**
 - 01=1PIN, 02=2PIN, 03=3PIN.... 依次类推 In A Similar Fashion
- 组装方式 Assembly Method:**
 - F=前装 Front Mount R=后装 Rear Mount
 - L=凸缘 Flange U=Other Forms 其它形式
- 对锁方式 Locking System**
 - 1=装配式 Assembled Type, 2=面板式 Panel Type, 3=注塑成型式 Injection Molding Type
 - 4=金属组装式 Metal Assembly Type 5=普通包胶式 (线) Rdnary Rubber-Coated Type (Wire)
 - 6=螺纹快速式 Thread Quick Type 7=法兰式 Flange Type 8=NAPIN卡扣式 SSnap-In Buckle Type
- 公母针类型 Male and Female Pin Type**
 - LS=车件焊接型 Solder, SS= 冲压焊接型 Stamping Welding, LC=车件压接型 Crimp
 - SC=冲压压接型 Stamping Crimp, LD=车件插板式 Plug Panel, LM=车件贴板式 SMD
 - LJ=车件屏蔽组装带螺丝接头 Shield Asembly Screw Joint
 - LH=车件屏蔽压接头 Shield Asembly Crimp Joint
 - LP=车件屏蔽组装刺破式 Shield Asembly Pierce
- 外壳类型 Housing Type**
 - S=冲压 Stamping, L=车件 Lathe, A= 铝压铸 Aluminum Die Casting
 - Z= 锌合金压铸 Zinc Alloy Die Casting, P=注塑 Injection Moulding
- 是否带屏蔽 Shielded Or Not**
 - N=表示不带 Means Without, L=长屏蔽 Long Shield, S=短屏蔽 Short Shield
- 90 Degrees, 180 Degrees And SMD 90度, 180度和SMD**
 - S=Straight 直的 R= Right angel 拐角的 M=SMD
- 安装螺纹 Mounting Thread**
 - 1=M12*1.0, 2=M15*1.0, 3=M16*1.5, 4=M18*0.75, 5=M20*1.5, 6=PG7, 7=PG9, 8=PG11
- 流水码 Journal Number :**
 - 01(同一端子长度, 在同一形态、同一PIN数下自1-9流水号)
 - 01 (The Same Terminal Length, In The Same Form, The Same Pin Number From 1-9 Running Number)



CONNODER RELIABLE CONNECTION EXPERTS Website: www.connoder.com E-Mail: sale@Connoder.com CONNODER ELECTRONIC TECHNOLOGY CO LTD		DRAWN BY:	
		Frank Zhou	
GENERAL TOLERANCES (UNLESS SPECIFIED)		CHECKED BY:	
X.X ± 0.35	X.' ± 3'	Frank Zhou	
X.XX ± 0.25	X.X' ± 2'	APPROVED BY:	
X.XXX ± 0.15	X.XX' ± 1'		
THIRD ANGLE PROJECTION		SCALE: NONE	
DIMENSION STYLE: MM ONLY		DESIGN UNITS: METRIC	
THIS DRAWING CONTAINS INFORMATION THAT IS PROPRIETARY TO SHUNKONN AND SHOULD NOT BE USED WITHOUT WRITTEN PERMISSION			

TITLE:	M16 Series Male Solder
OD: 7.0-8.50mm	
PART NO.:	MC16NM-XXU4LSLNS402
DWG NO.:	MC16NM-XXU4LSLNS402-P
CUSTOMER:	
SHEET:	1 of 1