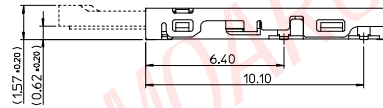
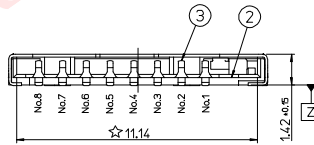
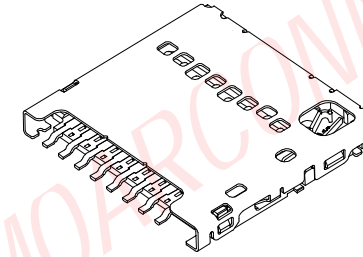
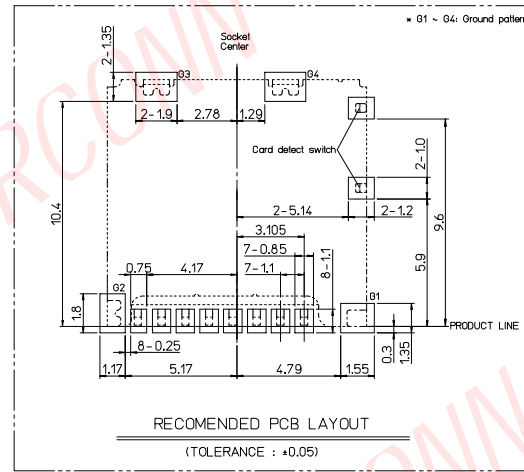
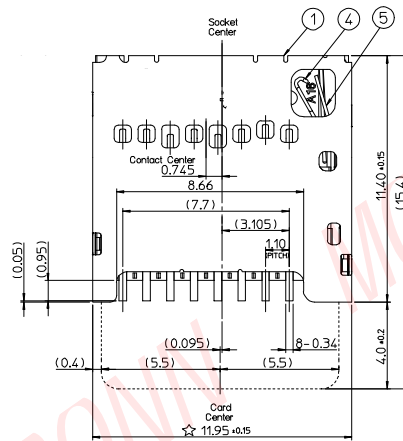


All materials, plating and process meet HF requirements.



NOTES

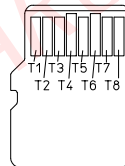
1. MATERIALS: SEE TABLE
2. FINISHES: SEE TABLE
3. COPLANARITY OF SOLDER TAILS: 0.1mm MAX.  
MISALIGNMENT OF SOLDER TAIL FROM "Z":  
UPPER DIRECTION 0.05mm MAX., LOWER DIRECTION 0.1mm MAX.

Card insertion condition	Card detect switch	Switch terminal	Circuit Detect terminal
Without Card	Open		
Card insertion	Close		

[ microSD CARD PIN-MAP ]

PIN NUMBER	DESCRIPTION
T1	DAT2
T2	CD/DAT3 <sup>2</sup>
T3	CMD
T4	V <sub>cc</sub>
T5	CLK
T6	V <sub>ss</sub>
T7	DAT0
T8	DAT1

microSD CARD [Back View]



NO.	PARTS NAME	MATERIALS	FINISHES
5	SWITCH TERMINAL	PHOSPHOR BRONZE	CONTACT: GOLD 0.1-0.34μm, SOLDER TAIL: GOLD 0.034μmMIN.
4	DETECT TERMINAL	PHOSPHOR BRONZE	UNDER PLATED NICKEL 1-34μm
3	CONTACT TERMINALS	PHOSPHOR BRONZE	CONTACT: GOLD 0.2-0.54μm, SOLDER TAIL: GOLD 0.034μmMIN.
2	HOUSING	LIQUID CRYSTAL POLYMER	BLACK COLOR, UL94V-0
1	METAL SHELL	STAINLESS STEEL	NICKEL OVERALL : 1-34μm

**MOARCONN**<sup>®</sup>  
More Connections Smart Future

**DONG GUAN MOARCONN ELECTRONIC Co., Ltd.**

DIMENSIONS INIT: mm UNLESS OTHERWISE SPECIFIABLE  DIMENSION TOLERANCE  X.X: ± 0.10 X.XX: ± 0.05 X.XXX: ± 0.02 ANGULAR: ± 1°	PRODUCT NAME :	Micro SD Card H1.42 Push	DRAWING:	Zhangli	DATE:	2025. 1. 4	
	PRODUCT NO. :	MC142-T5140-01-W	CHECK:	/	DATE:	/	
	DRAWING NO. :	D-MC142-T5140-01-W	APPROVED:		DATE:		
	SCALE:	1:1	DWG ID:	P D	REV.:	X0	PAGE:

REVISION NO.	ECR NO.	DESCRIPTION	MARK	DATE
X0	-----	NEW RELEASE	Zhangli	2025. 1. 4
1				