

SETP_Label_V24 System Developer's Manual

V1.1

DALIAN SERTAG TECHNOLOGY CO., LTD

Contents

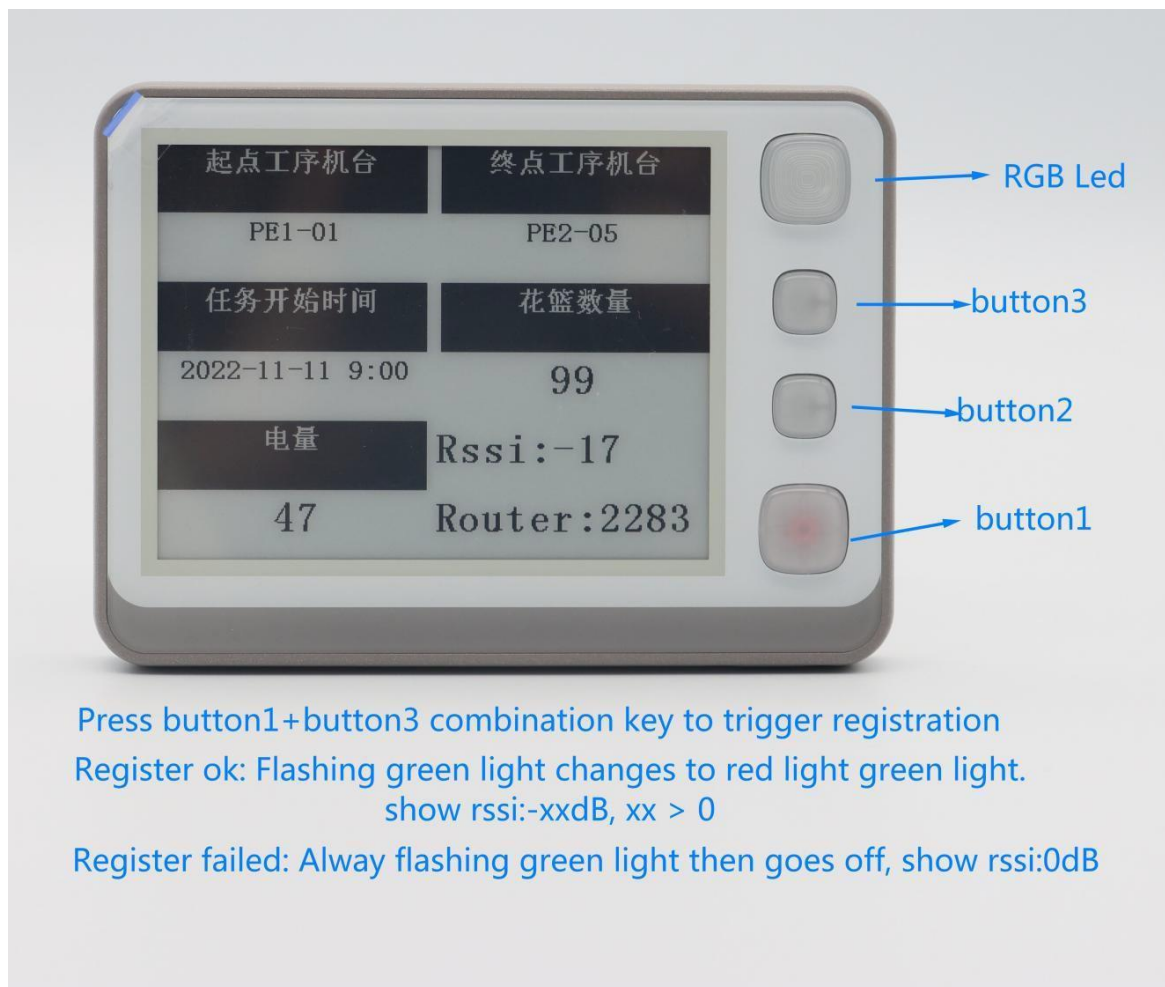
1. Electronic Label Registration.....	2
1.1 Warehousing 24 generation registration.....	2
2. Query electronic label information API	3
2.1 API description	3
2.2 API information	3
3. Refresh the screen API according to the template.....	6
3.1 API description	6
3.2 API information	6
4. Update screen result callback	10
4.1 API description	10
4.2 API information	10
4.3 Setting of Callback API.....	11
5.2 API information	12
5.3 Setting of Callback API.....	12

1. Electronic Label Registration

By manually triggering the registration of the electronic label to the system, the functional test can be carried out after the registration is successful.

Successful registration: display rssi:-xxdB, xx is greater than 0, the smaller the xx, the better the signal.

1.1 Warehousing 24 generation registration



Successful registration shows rssi:-xxdB as follows:



The smaller the absolute value, the worse the signal, generally 0 ~ -75dB can communicate normally

2. Query electronic label information API

2.1 API description

Query the information of electronic tags registered in the system。

2.2 API information

API address: *192.168.1.200/wms/associate/queryTagsInRouterId*

request type: *application/json*

request method: *post*

API Remarks: Query the electronic label information according to the base station id

Debugging tool: ApiPost

Description of request body parameters:

Parameter Name	Example Value	Type	Parameter Description
A collection of base station ids, if empty, check all			

request example:

[1]

Return parameter description: (200) success

Parameter Name	Example Value	Type	Parameter Description
datalist		Object	A collection of label information
datalist.hardwareVersion	4.5	String	hardware version number
datalist.height	128	Number	High-resolution)
datalist.mac	99.26.17.85	String	tag id number
datalist.manufacture	CoreWind31	String	model identification
datalist.power	100	Number	Label power
datalist.productionBatch	20-08-29	String	production batch
datalist.routerId	1	Number	Binding base station ID
datalist.rssi	-21	Number	signal strength
datalist.screenType	1	Number	screen type
datalist.serialNumber	CNSHZH1000	String	serial number
datalist.shopNumber	A0015	String	Affiliated store
datalist.showStyle	Picking Template Single Column	String	use template name
datalist.softwareVersion	7.0	String	software version number
datalist.state	true	String	online status
datalist.status	4	Number	update status
datalist.tagRegisterEN	1	Number	Allow tag registration switch
datalist.width	296	Number	resolution (wide)
resultCode	10	Number	return code
resultMsg	success	String	APIresponse information

Return example: (200) success

```
{
  "datalist": [
    {
      "hardwareVersion": "4.5",
      "height": 128,
      "mac": "99.26.17.85",
      "manufacture": "CoreWind31",
      "power": 100,
      "productionBatch": "20-08-29",
      "routerId": 1,
      "rssi": -21,
      "screenType": 1,
      "serialNumber": "CNSHZH1000",
      "shopNumber": "A0015",
      "showStyle": "拣货模板单列",
      "softwareVersion": "7.0",
      "state": true,
      "status": 4,
      "tagRegisterEN": 1,
      "width": 296
    },
    {
      "hardwareVersion": "4.5",
      "height": 128,
      "mac": "99.26.18.21",
      "manufacture": "CoreWind31",
      "power": 87,
      "productionBatch": "20-08-29",
      "routerId": 1,
      "rssi": -19,
      "screenType": 1,
      "serialNumber": "CNSHZH1000",
      "shopNumber": "A0015",
      "showStyle": "拣货模板单列",
      "softwareVersion": "7.0",
      "state": true,
      "status": 4,
      "tagRegisterEN": 1,
      "width": 296
    },
    {
      "hardwareVersion": "4.5",
      "height": 128,
      "mac": "99.26.18.36",
      "manufacture": "CoreWind31",
      "power": 100,
```

```

"productionBatch": "20-08-29",
"routerId": 1,
"rssi": -25,
"screenType": 1,
"serialNumber": "CNSHZH1000",
"shopNumber": "A0015",
"showStyle": "拣货模板单列",
"softwareVersion": "7.0",
"state": true,
"status": 4,
"tagRegisterEN": 0,
"width": 296
    }
  ],
  "resultCode": 10,
  "resultMsg": "success"
}

```

Return parameter description: (201) failed

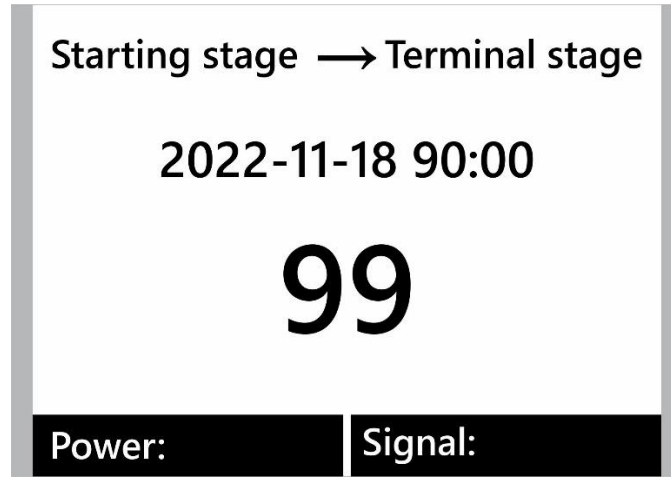
Parameter Name	Example Value	Type	Parameter Description
No request parameter KEY/VALUE type			

3. Refresh the screen API according to the template

3.1 API description

The ink screen management system configures the template, and then calls the API according to the designed template

3.2 API information



APIAddress: <http://192.168.1.200/wms/associate/updateScreen>
<http://192.168.1.200/wms/associate/refreshMovingTags> (Dedicated to mobile scenes)

request type: *application/json*

request method: *post*

APIRemarks: No description yet

Debugging tool: ApiPost

Description of request body parameters

Parameter Name	Example Value	Parameter Type	Is it required?	Parameter Description
Mac	99.26.17.85	String	Yes	Tag id number
Mappingtype	694	Number	No	Mapping type, optional
Styleid	30	Number	Yes	Template id
ledrgb	0	String	Yes	Lighting color: red: ledrgb="ff0000"; green, ledrgb="ff00"; blue, ledrgb="ff"; yellow, ledrgb="ffff00"; white, ledrgb="ffffff"; purple, ledrgb="ff00ff"; light blue, ledrgb="ffff"; no color, ledrgb="0" 不需要亮灯传 0
ledstate	0	String	Yes	Lighting mode: 0. always on; 1. fast flash; 2. Slow flash; 3. Turn off the lights;
outtime	0	String	Yes	Automatic time-out time when the light is on, 0: always on; n: Automatically turn off after n seconds;
startMachine	PE1-01	String	No	Custom addition, starting point process table
endMachine	PE2-05	String	No	Custom Addition, End Process Bench

taskStartTime	2022-11-11 9:00	String	No	Custom add, task start time
basketsQuantity	20	number	No	Customized addition, the number of flower baskets
arrow	null	string	Yes	Arrow icon, just do not pass a value
power	null	number	No	Automatically display optional
rss	null	number	No	Automatically display optional

request example:

```
[
  {
    "mac": "99.29.3.22",
    "mappingtype": 791,
    "styleid": 44,
    "ledrgb": "0",
    "ledstate": "0",
    "outtime": "0"
    "startMachine": "PE1-01",
    "endMachine": "PE2-05",
    "taskStartTime": "2022-11-18 9:00",
    "basketsQuantity": "99",
    "arrow": "",
    "rss": "",
    "power": "",
  },
  {
    "mac": "99.29.3.22",
    "mappingtype": 791,
    "styleid": 44,
    "ledrgb": "0",
    "ledstate": "0",
    "outtime": "0"
    "startMachine": "PE1-01",
    "endMachine": "PE2-05",
    "taskStartTime": "2022-11-18 9:00",
    "basketsQuantity": "99",
    "arrow": "",
    "rss": "",
    "power": "",
  }
]
```

Return parameter description: (200) success

Parameter Name	Example Value	Type	Parameter Description
No request parameter KEY/VALUE type			

Return example: (200) success

```
true
```

Return parameter description: (201) failed

Parameter Name	Example Value	Type	Parameter Description
No request parameter KEY/VALUE type			

4. Update screen result callback

4.1 API description

Update the result feedback of the screen, asynchronously

4.2 API information

Callback request type: application/json

Callback request method: post

Callback request note: the ink server is the caller, and the client software receives the callback

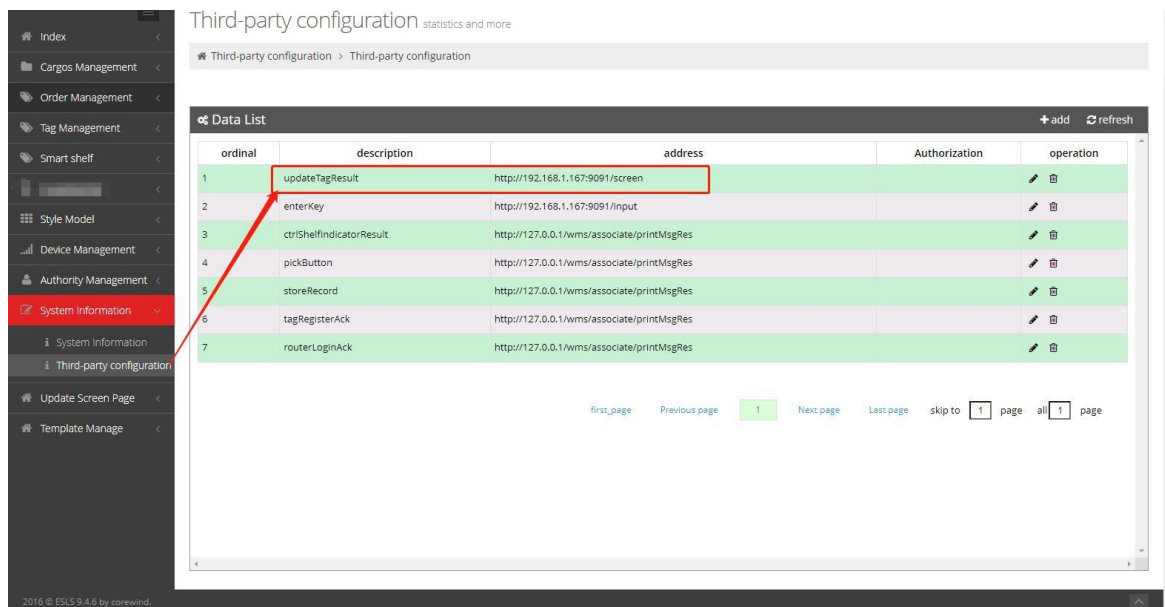
Callback request parameter example:

```
{"cmdtoken":"cmdtoken","lednum":0,"mac":"99.88.29.82","message":"数据成功","power":100,"result":true}
```

回调请求参数说明:

Parameter Name	Example Value	Type	Parameter Description
mac	99.89.40.57	string	ID number of the tag that triggered the button
result	true	int	true, the update is successful false, update failed
power	100	int	The current battery level of the ink screen
message	data success	string	prompt information
lednum	0	int	not deal with
cmdtoken		string	not deal with

4.3 Setting of Callback API



Describe	URL address
updateTagResult	Client's own callback API address

5. Key Event Callback

5.1 API description

Introduction to the callback API of the 24th generation electronic label button event callback;

5.2 API information

Button event callback interface

Callback request type: application/json

Callback request method: post

Callback parameter format: json object

Callback request note: the ink server is the caller, and the client software receives the callback

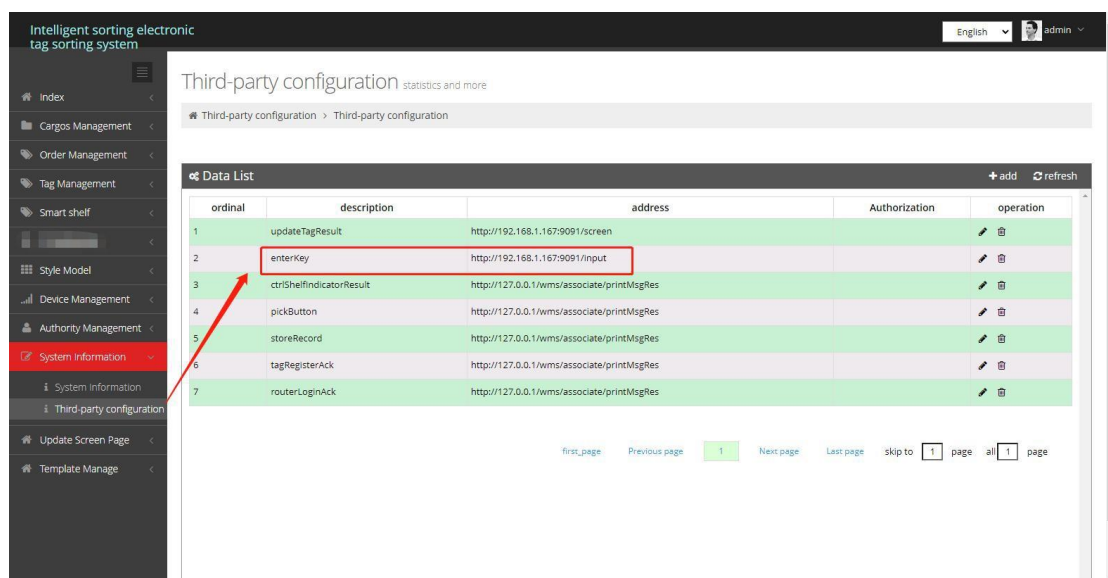
Example callback request parameters:

```

{"mac": "92.91.34.99", "result": 0}
    
```

Parameter Name	Example Value	Type	Parameter Description
mac	92.91.34.99	string	ID number of the tag that triggered the button
result	0	int	result=0, the lower right button; result=1, the middle right button; result=3, press the upper right button;

5.3 Setting of Callback API



Describe	URL address
enterKey	Client's own callback APIaddress