

Pick To Light System

---SETP_Label_V9

Pick to Light

E-commerce
Warehouse



Intelligent
Manufacturing



Intelligent
Warehousing




Summary of picking system

The electronic label picking system is a logistics auxiliary operation system developed using advanced electronic technology and communication technology. It is usually used in the sorting process of warehousing or modern logistics centers. It has the characteristics of fast picking speed, high efficiency, low error rate and paperless , standardized operating characteristics. As an advanced operating method, the electronic label-assisted picking system is more efficient when used in conjunction with a warehouse management system (WMS) or other logistics management systems.

The electronic label picking system is a set of electronic equipment installed on the shelf storage space. It is controlled by computers and software, and uses indicator lights or digital displays as auxiliary tools to guide pickers to complete their work correctly, quickly and easily.

Characteristics and benefits



Improve operation speed and quality



Easy and fast deployment



Achieve paperless standardized operations



Reduce operator training time



Reduce labor costs, management costs, etc.

Tower Light with Buzzer

Wirelessly receive the data information sent by the router and analyze it, make corresponding instructions and cooperate with the picking lane prompts.

- Used with label picking
- All three lights (red, yellow and green) can be controlled independently
- Wireless communication 868M, frequency hopping communication
- Communication rate 50K
- Covering a communication radius of more than 30 meters
- Multi-color LED highlight indicator light
- 24V external DC power supply, maximum current <math><0.2A</math>
- Built-in buzzer, controllable by command

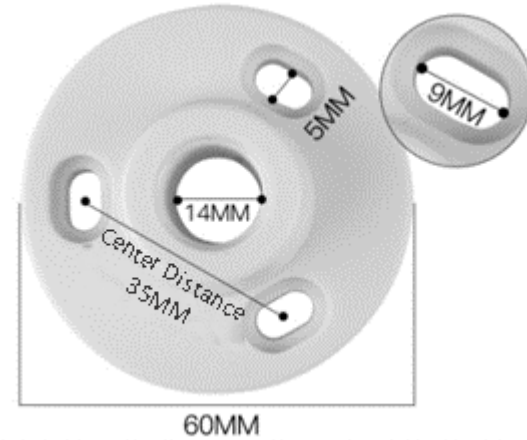



Tower Light with Buzzer
Model: SETP_Label_V9

Tower Light with Buzzer

All three lights can be controlled independently

Magnetic proximity triggers registration



DC5.5 * 2.1
Power supply DC24V, <0.2A

Physical Display



Manual

Initial: Set the server and label parameters

Step 1: The customer sends the picking information to the label server

Step 2: The server parses the command requirements and wirelessly lights up the tunnel lights and tags

Step 3: Pick items according to the illuminated label and press the confirmation button to turn off the light, and the screen content is updated with the result after the operation.

System Functions

- Supports tag registration usage
- Single light lighting interface
- Light up in batches
- Light up result query
- Button feedback
- Tag inspection
- Tag inspection result query
- Support online software upgrade
- Large coverage radius, unlimited number of nodes
- Intelligent routing and transmission, sufficient communication tolerance
- Rich and complete management background, the status of each device is under control

Multifunctional Operation Interface

Through the background management interface, comprehensive management, control and operation of information are achieved.

- Multi-account management background
- Web-based software, you can remotely control tags by entering the URL
- Real-time viewing of base station and tag status
- Label display style template customization
- Import user product data table
- Quick screen refresh and lighting operations
- Simple docking interface (HTTP & Json)
- System software supports cloud and local private server deployment

Contact information

Dalian Sertag Technology Co., Ltd

Experience the power of a solution that's uniquely yours. Let's collaborate and create a tailor-made pick to light system that transforms the way you work.

- Email: sales@sertag.com
- Tel: 86-13664268735 / 86-411-84641910
- WhatsApp: +86 13664268735
- Skype: epaperlabel@hotmail.com

