



# Dong Yang Metal co,ltd

PROFESSIONAL IN TILE TRIM, FLOORING PROFILE, CARPET TRIM  
STAIR NOSING, MOVEMENT JOINT, LED PROFILE, LUXURY TRIM

TEL:86-0757-81763514

HTTP://WWW.DYMDECOR.COM



For more information contact Dong Yang Metal co,ltd today  
Tel:86-0757-81763514 Email:DYM@DECO-ALU.COM  
<http://www.dymdecor.com>



Dong Yang Metal  
For the Perfect Finish

Dong Yang Metal co,ltd  
Address: Dinh Tram Industrial Park, Tran Nenh Town,  
Viet Yen District, Bac Giang, Vietnam

For the Perfect Quality



**STAIR NOSINGS** 05-08  
**PANEL PROFILES** 49-52

**TRANSITIONS, COVERS & RAMPS** 09-18  
**LED PROFILES** 53-60

**MOVEMENT JOINTS** 19-20  
**RUSTIN PROFILE** 61

**METAL TRIM & LISTELLO & SKIRTING** 21-48  
**STANDARD ALUMINIUM PROFILES** 62


## Packing information



Labeling




Designed Polybag



Paper Interleve



Poly Bag



Protect Film



Shrink Film



Hanger+shrink Film



Brown Carton



Carton Tube



White Carton



Iron Pallet



Wooden Pallet



## Production Process



1.Design



2.Mould Production



3.Aluminium Extrusion



4.Punching




5.Anodized




6.Powder Coating



7.Profile Cutting



8.Packing



9.Transporting

**ODM/OEM**



DIY PRODUCT, KINDS OF TRIM AND ACCESSORIES, ONE STOP SOLUTIONS

**Various surface treatment**

can be done for our customers, mill finished, Matt silver, bronze, champagne, gold, black, powder coated all colors, wood grain, mechanical polishing, sand blasting and Brushed any color, stainless steel color, Inkjet printing and hammered surface, other special surface can be discussed based on the samples or customer request.





# COLOR PLATE





## Product Application

PROFESSIONAL  
MANUFACTURER  
WITH 20 YEARS  
PRODUCTION  
EXPERIENCE

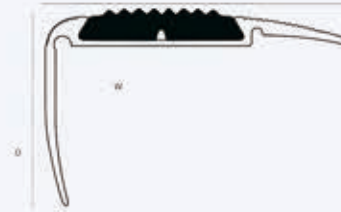


Dong Yang Metal co,ltd is a professional manufactures in China who is with 20 years production experience in the tile trim business, from raw materials to finished products,we offer one stop service for our customers and environment friendly, high quality, novel and low cost products for our customers. Hero Metal tile trim is innovator and leader and the first choice for tile trim profile supplier in the world.

## Stair Nosing


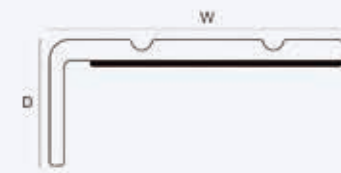


## Aluminium Nosing with Black Rubber Insert



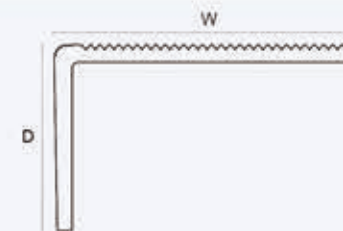
Code	W x D (mm)	Weight (kg/m)
HM-RH-AA221	50X23.5	0.35
HM-TYA183	47.7x 25.3	0.187
HM-TYA184	35 x 14.7	0.224
HM-TYA185	53 x 33.2	0.471

## Aluminium Self Adhesive Retro-Fit



Code	W x D (mm)	Weight (kg/m)
HM-MI4550	20x 10	0.121
HM-MI4500	25 x 20	0.168
HM-MI4499	24 x 10	0.109
HM-MI4806	25 x 5	0.078

## Aluminium Retro-Fit




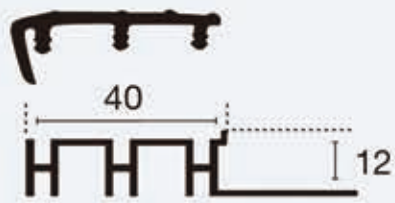
Code	W x D (mm)	Weight (kg/m)
HM-MI4477	37X20	0.106
HM-MI484	30x 30	0.305
HM-TYA264	43.5x 22.5	0.26
HM-MI4501	40 x 40	0.294





## Stair Nosing

### Aluminium Step Edge



Code	W x D (mm)	Weight (kg/m)
HM-SN-4012	40x12	0.25

### Aluminium Tile-In Bullnose+Corner

Code	W x D (mm)	Weight (kg/m)
HM-RH-FSTA70	30 x 7	0.214
HM-RH-FSTA90	30 x 9	0.237
HM-RH-FSTA110	30 x 11	0.26
HM-RH-FSTA135	30 x 13.5	0.289
HM-RH-FSTA90-L	30 x 9	0.165
HM-RH-FSTA110-L	30 x 11	0.182

Accessories: External corner, Internal corner, End cap



### Aluminium Led Stair Edge



NEW

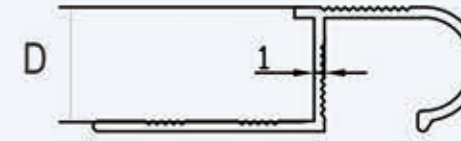


Code	Weight (kg/m)
HM-LED-011T	0.542
HM-LED-012D	0.542



## Stair Nosing

### Aluminium Tile-In Step Edge



Code	D (mm)	Weight (kg/m)
HM-MI4275	10	0.16
HM-MI4442	12.5	0.15

### Stainless Steel Tile-In Nosing

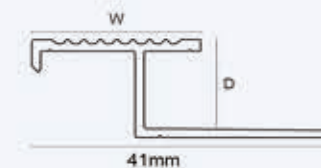
### Aluminium Tile-In Step Edge



Code	D (mm)
HM-SWP-A80	8
HM-SWP-A110	10
HM-SWP-A125	12.5

Code	D (mm)	Weight (kg/m)
HM-SNCI8	8	0.195
HM-SNCI10	10	0.218
HM-SNCI125	12.5	0.25



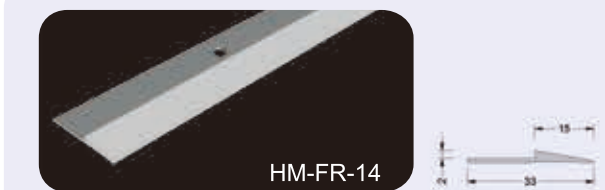
### Aluminium Tile-In Step half Edge






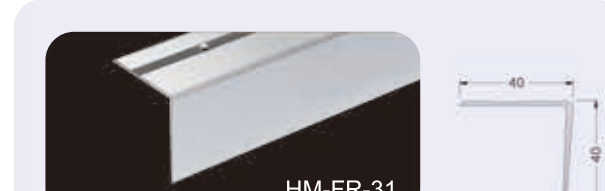
Code	W x D (mm)	Weight (kg/m)
HM-5529	23 x 10	0.188
HM-5530	23 x 12.5	0.196







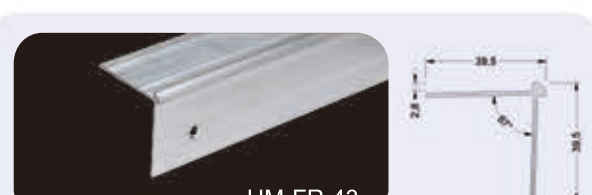
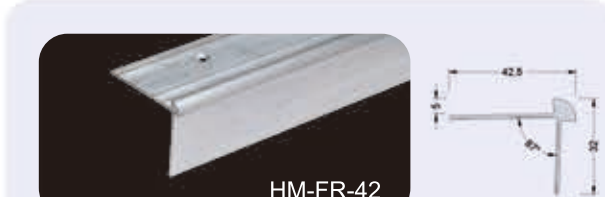
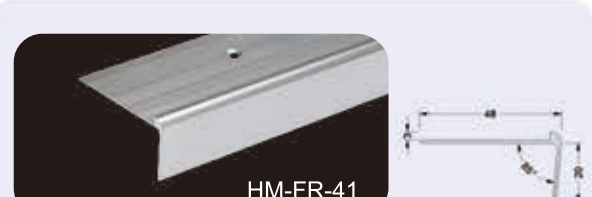
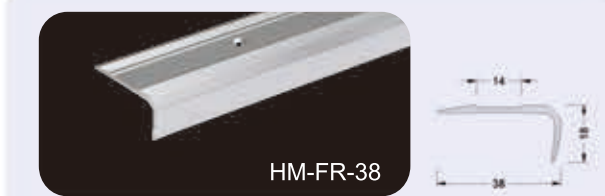
# Transitions



# Transitions

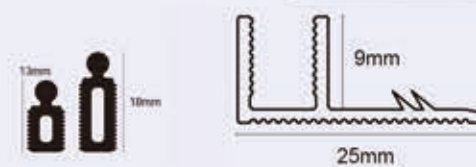







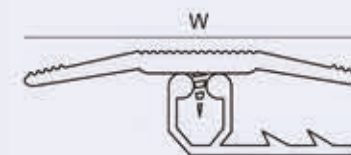
## Fast Fit Ramp System

Unique Clip System. Allows use with different floor covering material depths. Accommodates height variation up to 20mm.



Code	D (mm)	Weight (kg/m)
HM-MI4242+4474	39.8 x 5	0.179+0.19
HM-MI4742+4744	38 x 5.02	0.16+0.19
HM-MI4742 +4743R	38 x 4.94	0.16+0.19
HM-MI4742 +4743R	45.96 x 13.74	0.24+0.175

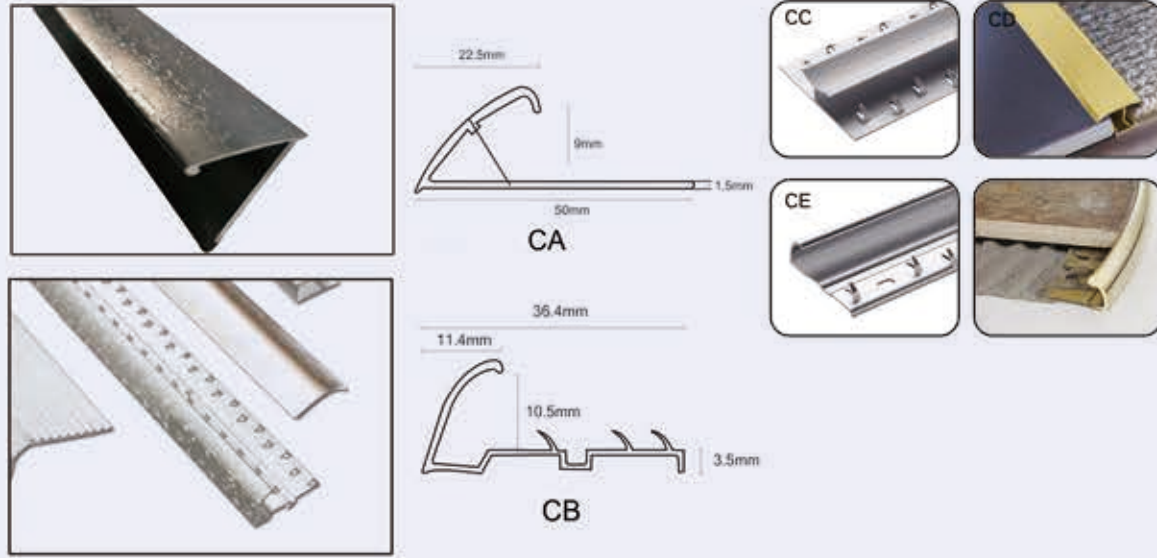
## Aluminium Tile to Carpet Top & Base Sets




Code	D (mm)	Weight (kg/m)
HM-MI4242+4587	39.68 x 3	0.158+0.19
HM-MI4242+4454	37.5 x 3.4	0.174+0.19
HM-MI4242 +4790	65 x 3.15	0.326+0.19
HM-MI4742 + 4845	100 x 2	0.517+0.19



## Aluminium Carpet Lock




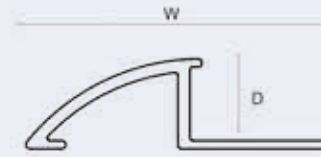
Code	D (mm)	Weight (kg/m)	Code	D (mm)	Weight (kg/m)
HM-CD-MI4234	44.2 x 12.4	0.202	HM-CA-001	37.8 x 12	0.172
HM-CD-MI4287	39.3 x 11.4	0.229	HM-CA-002	50 x 9	0.223
HM-CD-MI4300	41.85 x 14.9	0.25	HM-CB-001	36.4 x 10.5	0.182
HM-CD-MI4424	43 x 19.49	0.289	HM-CC-001	18 x 8.5	0.162
HM-CD-MI4875	39.3 x 11.6	0.214	HM-CE-001	30 x 10.5	0.109



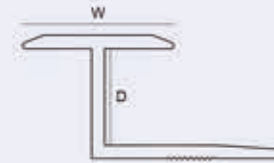
Code	D (mm)	Weight (kg/m)
HM-MI4987	10	0.135
HM-MI4988	12.5	0.142
HM-MI4989	15	0.152



## Aluminium Transition



Code	W x D (mm)	Weight (kg/m)
HM-MI4618	39 x 10	0.197
HM-MI4644	39.3 x 13.5	0.212



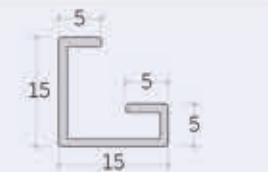
Code	D (mm)	Weight (kg/m)
HM-SNCI8	8	0.195
HM-SNCI10	10	0.224
HM-SNCI125	12.5	0.251

## Worktop Protection Profile



Code	D (mm)	Weight (kg/m)
HM-MI474	9	0.248
HM-MI4958	12.5	0.342

Code	W x D (mm)	Weight (kg/m)
HM-DSTAE-DP90	45.5 x 9	0.407
HM-DTAE-DP110	47.5 x 11	0.437
HM-DSTAE-DP135	50 x 13.5	1



Code	Weight (kg/m)
HM-MI4985	0.352






## Adjustable Ramp



Code	D (mm)	Weight (kg/m)
HM-AP8	8	0.125
HM-AP10	10	0.136
HM-AP125	12.5	0.150



## Bevelled Access Profile Aluminium



Code	D (mm)	Weight (kg/m)
HM-BAP01	15	0.356
HM-BAP02	20	0.384




## Aluminium Access Ramp



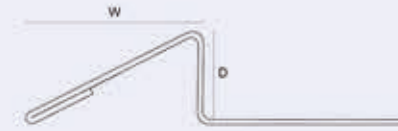
Code	D (mm)	Weight (kg/m)
HM-AR10	10	0.37
HM-AR125	12.5	0.42



Code	W x D (mm)	Weight (kg/m)
HM-MI4805	30 x 8	0.202
HM-MI4582	40 x 8	0.219



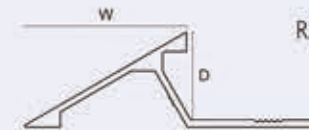
## Stainless Steel Tile-in Ramp



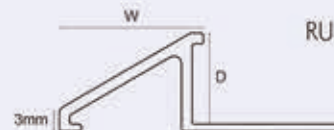
Code	D (mm)
HM-SHDE60	6
HM-SHDE 80	8
HM-SHDE100	10
HM-SHDE125	12.5



## Tile Aluminium Ramp



Code	D (mm)	Weight (kg/m)
HM-RS8	8	0.143
HM-RS10	10	0.151
HM-RS125	12.5	0.178

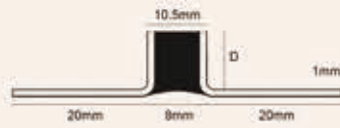


Code	D (mm)	Weight (kg/m)
HM-RU8	8	0.174
HM-RU10	10	0.184
HM-RU125	12.5	0.205





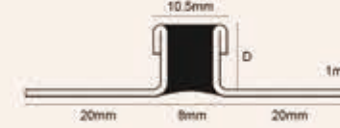
## Aluminium Heavy duty



Code	D (mm)
HM-AHD80	8
HM-AHD100	10
HM-AHD125	12.5
HM-AHD150	15



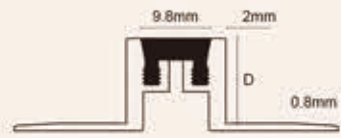
## Stainless Steel Heavy Duty



Code	D (mm)
HM-SSHD 80	8
HM-SSHD100	10
HM-SSHD125	12.5
HM-SSHD150	15



## Optimax Aluminium Heavy Duty



Code	D (mm)	Weight (kg/m)
HM-MI4825	10	0.34
HM-MI4838	12.5	0.38



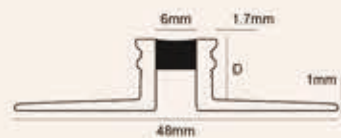
## Optimax Stainless Steel Heavy Duty




Code	D (mm)
HM-OSSHD 80	8
HM-OSSHD100	10
HM-OSSHD125	12.5
HM-OSSHD150	15



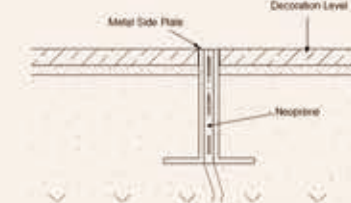
## Aluminium Intermediate Joint




Code	D (mm)	Weight (kg/m)
HM-MI4419	10	0.19
HM-MI4422	12.5	0.21



## Narrow Joint

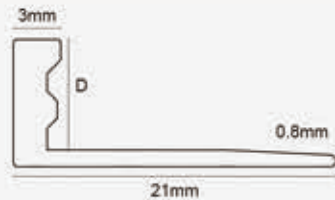


Code	D (mm)
HM-NJ001	12
HM-NJ002	15
HM-NJ003	20






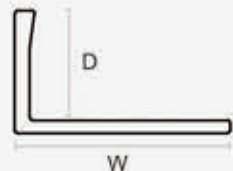
## Aluminium Straight Edge Trim



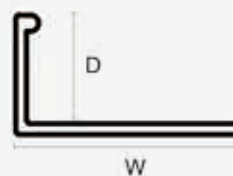
Code	W x D (mm)	Weight (kg/m)
HM-MI4812	21 x 8	0.104
HM-MI4890	21 x 10	0.111
HM-MI4888	21 x 12.5	0.127
HM-MI4858	21 x 15	0.138
HM-MI4867	21 x 20	0.167
HM-MI4868	21 x 25	0.196



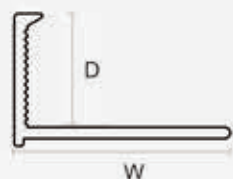
Code	W x D (mm)	Weight (kg/m)
HM-DSA20	23 x 2	0.069
HM-DSA30	23 x 3	0.074
HM-DSA45	23 x 4.5	0.08
HM-DSA60	23 x 6	0.087
HM-DSA80	23 x 8	0.097
HM-DSA90	23 x 9	0.103
HM-DSA100	23 x 10	0.106
HM-DSA110	23 x 11	0.104
HM-DSA125	23 x 12.5	0.111
HM-DSA150	23 x 15	0.125



Code	W x D (mm)	Weight (kg/m)
HM-MI4240	21 x 8	0.075
HM-MI4239	21 x 10	0.088
HM-MI4262	21 x 12.5	0.094
HM-MI4267	21 x 15	0.101




Code	W x D (mm)	Weight (kg/m)
HM-MI4102	23x8	0.108
HM-MI4540	23x10	0.115
HM-MI4552	23x12.5	0.123



## Aluminium Straight Edge Trim

Code	W x D (mm)	Weight (kg/m)
HM-MI4661	21 x 8	0.101
HM-MI4660	21 x 10	0.115
HM-MI4659	21 x 12.5	0.118
HM-MI4654	21 x 15	0.131



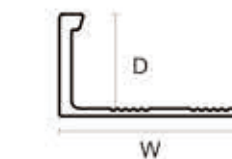
Code	W x D (mm)	Weight (kg/m)
HM-MI4635	18 x 8	0.07
HM-MI4636	18 x 10	0.075
HM-MI4637	18 x 12.5	0.081
HM-MI4638	18 x 15	0.089



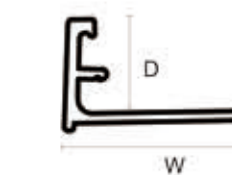
Code	W x D (mm)	Weight (kg/m)
HM-RE80	23 x 8	0.075
HM-RE100	23 x 10	0.08
HM-RE125	23 x 12.5	0.095



Code	W x D (mm)	Weight (kg/m)
HM-HM061	21 x 8	0.086
HM-HM062	21 x 10	0.1
HM-HM060	21 x 12.5	0.105

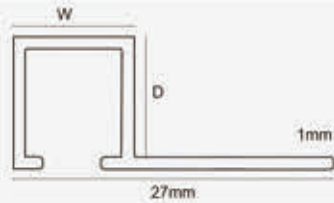


Code	W x D (mm)	Weight (kg/m)
HM-MI4264A	25 x 8	0.115
HM-MI4264B	25 x 10	0.131
HM-MI4264C	25 x 12.5	0.126
HM-MI4264D	25 x 14	0.131

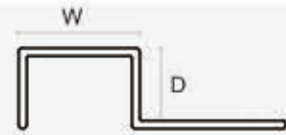





## Aluminium Square Trim & Corners



Code	W x D (mm)	Weight (kg/m)
HM-MI4181	10x12	0.181
HM-MI4607	13.18x12	0.175
HM-MI4616	13x13	0.180
HM-MI4606	10.25x9	0.148



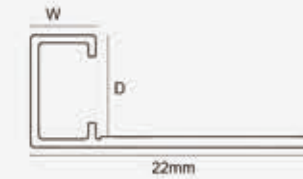
Code	W x D (mm)	Weight (kg/m)
HM-MZ4718	15x14	0.166
HM-MI4656	15x9	0.139
HM-MZ4657	15x11	0.149
HM-MZ4748	15x12.8	0.16
HM-MZ4843	10x11	0.136
HM-MZ4842	10x9	0.125
HM-MZ4749	11x10	0.134




Code	W x D (mm)	Weight (kg/m)
HM-MISQ52	5.2 x 5.2	0.143
HM-MISQ11	10 x 10	0.217
HM-MISQ13	12.5 x 12.5	0.251



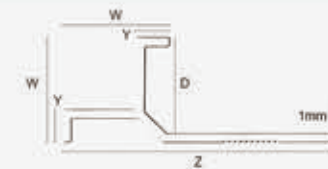
## Aluminium Slim Trim - Square



Code	W x D (mm)	Weight (kg/m)
HM-MI4564	10 x 8	0.138
HM-MI4565	8 x 7	0.124
HM-MI4605	13 x 11	0.251



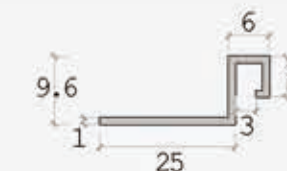
## Aluminium Internal Square & End Caps



Code	Z x W x D (mm)	Weight (kg/m)
HM-AIS10	3x11 x 10	0.162
HM-AIS12	3x13 x 12	0.178



Code	W x D (mm)	Weight (kg/m)
HM-MI4564	10 x 8	0.138
HM-MI4565	8 x 7	0.124
HM-MI4605	13 x 11	0.251

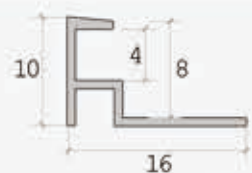


Code	W x D (mm)	Weight (kg/m)
HM-MI4923	25x9.6	0.122





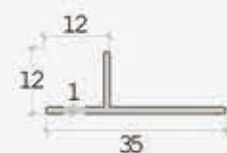
## Aluminium Trim-Square



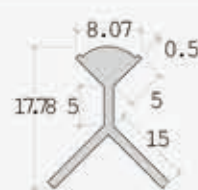
Code	W x D (mm)	Weight (kg/m)
HM-MI4921	16x4	0.148



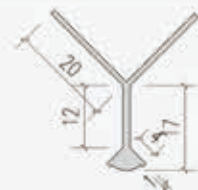
HM-MI5923  
0.125kg/m



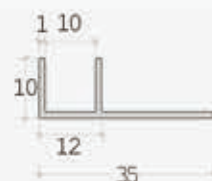
HM-MI5926  
0.115kg/m



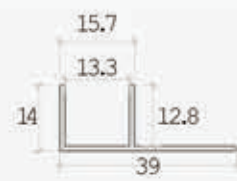
HM-MI6958  
0.131kg/m



HM-MI6959  
0.115kg/m



HM-MI6078  
0.12kg/m



HM-MI6157  
0.128kg/m




Code	W x D (mm)	Weight (kg/m)
HM-MI4149	25x12	0.124
HM-MI4148	12x12	0.154




## Aluminium Pro Trim & Corners



Code	D (mm)	Weight (kg/m)
HM-DRA60-A	6	0.107
HM-DRA80-A	8	0.124
HM-DRA100-A	10	0.141
HM-DRA110	11	0.15
HM-DRA125A	12.5	0.163
HM-DRA160A	16	0.197



Code	D (mm)	Weight (kg/m)
HM-MI4634	6	0.087
HM-MI4642	8	0.092
HM-MI4643	10	0.098
HMMI4672	12.5	0.103
HMMI4229	14	0.124



Code	D (mm)	Weight (kg/m)
HM-MI4350	6	0.089
HM-MI4351	8	0.094
HM-MI4352	10	0.103
HMMI4353	12.5	0.130



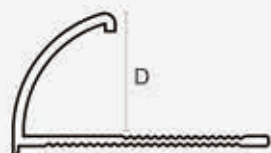



## Metal Trim Round

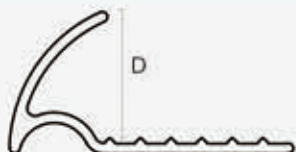
### Aluminium Round Edge



Code	D (mm)	Weight (kg/m)
HM-MI4641	6	0.106
HM-MI4639	8	0.116
HM-MI4662	10	0.133
HM-MI4640	12.5	0.144



Code	D (mm)	Weight (kg/m)
HM-MI4193	8	0.101
HM-MI4192	10	0.115
HMMI4695	12.5	0.105
HMMI4697	14	0.13



Code	D (mm)	Weight (kg/m)
HM-MI4361	8	0.124
HM-MI4236	10	0.132
HM-MI4363	12.5	0.132



Code	D (mm)	Weight (kg/m)
HM-MI4251	8	0.110
HM-MI4241	10	0.124
HM-MI4235	12.5	0.133

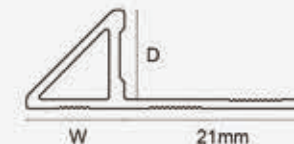


Code	D (mm)	Weight (kg/m)
HM-MI4904	14	0.118



## Metal Trim Triangular

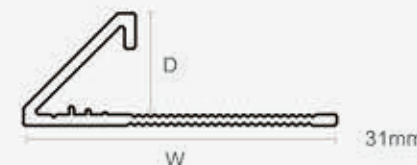
### Aluminium Angle Trim & Corners




Code	W x D (mm)	Weight(kg/m)
EAT080	9 x 8	0.112
EAT100	11 x 10	0.125
EAT120	13 x 12	0.132



Corner Pieces



Code	W x D (mm)	Weight(kg/m)
HM-HM001	8	0.130
HM-HM002	10	0.138
HM-HM003	12	0.14



Corner Pieces


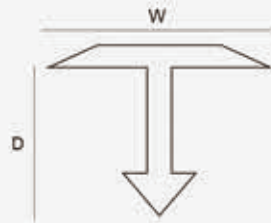


Code	W x D (mm)	Weight(kg/m)
HM-MI017	8	0.102
HM-B-018	10	0.108
HM-B-019	12	0.12





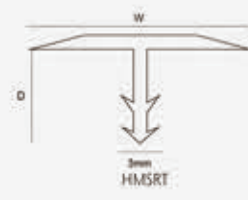
## Dividing Strips



Code	W x D (mm)	Weight(kg/m)
HM-MI4803	15 x 6.7	0.066
HM-MI4445	18 x 8	0.009
HM-MI4526	30 x 8	0.133
HM-MI4791	45 x 7.5	0.167

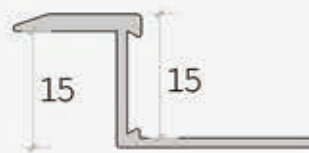
### Aluminium Dividing Strip

Code	W x D (mm)	Weight(kg/m)
HMST	5 x 10	0.106
HMSRT	22 x 9	0.112




### Stainless Steel Dividing Strip

Code	W x D (mm)
HMSST20	20 x 9
HMSST10	10 x 8.5



Code	W x D (mm)	Weight(kg/m)
HM-MI6931	12.5	0.145
HM-MI6932	15	0.15



Product List (Length 2.5M /support)	Product number	Product List (Length 2.5M /support)	Product number	Product List (Length 2.5M /support)	Product number
	ZT4.0-3.2		ZT6.0-4.0		ZT8.0
	ZT4.0-4.0		ZT6.0-2.8		ZT8.0-4.0
	ZT4.0-2.8		ZT6.0-3.5		ZT8.0-3.9
	ZT4.5-4.0		ZT6.0A		ZT8.3-3.9
	ZT5.0-7.0		ZT6.0-7.2		ZT8.0-1.7
	ZT5.8-3.0		ZT7.5-4.5		ZT10-5.0A
	ZT5.0-5.0		ZT7.5-3.4		ZT10-7.2
	ZT6.0-5.0		ZT7.5-2.3		ZT10-3.5



Product List (Length 2. 5M /support)	Product number	Product List (Length 2. 5M /support)	Product number	Product List (Length 2. 5M /support)	Product number
	ZT10-7.2A		ZT15-5.0		ZT30-7.8
	ZT10-5.0B		ZT15-2.5		ZT10.2v
	ZT10-10		ZT15-5.0		ZT6.0-18
	ZT10-4.0		ZT17-3.5		ZT10T
	ZT10-5.0		ZT20-2.0		ZT20B
	ZT10-6.0		ZT20-3.1		ZT10-18
	ZT10-7.0		ZT20-7.8		ZT10A
	ZT12-3.5		ZT20-6.5		ZT20A
	ZT12-6.0		ZT23-15		ZT4.0-20
	ZT13-3.8		ZT25-7.8		ZTw12.5-5.8
	ZT14-7.8		ZT20-5.0		ZTw30-20
	ZT20-0		ZT25-3.3		

## Aluminium Internal Trim, Corners & Caps


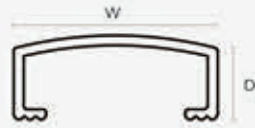
Code	D (mm)	Weight (kg/m)
HM-RH+DCA400	40 x 40	0.217

Code	D (mm)	Weight (kg/m)
HM-MI4362	11.3	0.121
HM-MI4301	9.5	0.135
HM-MI4658	10	0.15

Code	W (mm)	Weight (kg/m)
HM-RH-TCA-220	22	0.122
HM-RH-TCA-160	16	0.096
HM-RH-TCA-120	12	0.069




## Aluminium Listello

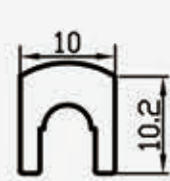


Code	W x D (mm)	Weight (kg/m)
HM-MI4775	7 x 5.5	0.04
HM-MI4425	10 x 8.25	0.072
HM-MI4423	20x 8.25	0.098
HM-MI4260	20.3 x 7	0.176

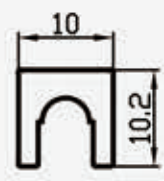
## Flat Line Listello



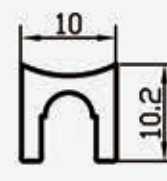
Code	W x D (mm)	Weight (kg/m)
HM-MI4723	10 x 7	0.096
HM-MI4425	10 x 10	0.116
HM-MI4810	20x 7	0.097
HM-MI4255	27.5 x 7	0.193
HM-MI4673	20x 10	0.114



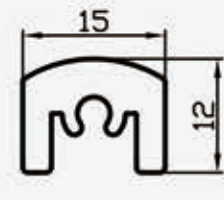
HM-MI4848



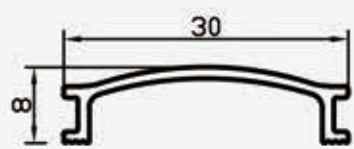
HM-MI4831



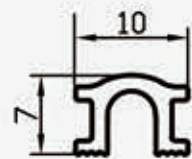
HM-MI4847



HM-MI4829



HM-MI724



HM-MI721

Code	Weight (kg/m)
HM-MI4848	0.203
HM-MI4831	0.177
HM-MI4847	0.154
HM-MI4829	0.315
HM-MI4724	0.137
HM-MI4721	0.086


Product List (Length 2. 5M /support)	Product number	Product List (Length 2. 5M /support)	Product number	Product List (Length 2. 5M /support)	Product number
	ZU20T		ZU2.0-9.0		ZU10-12
	ZU7.0-11		ZU5.0-11A		ZU5.0-11
	ZU3.0-5.0A		ZU3.6-9.6		ZU11-12.5
	ZU2.0-5.0		ZU2.2-8.0		ZU9.0-11A
	ZU6.0-11		ZU3.0-5.0		ZU12-13.6
	ZU3.6-14		ZU2.0-5.5		ZU9.5-11.5
	ZU5.6-15		ZU3.6-14		ZU12-14
	ZU5.4-15A		ZU3.6-12		ZU5.6-13.5
	ZU7.0-9.0		ZU3.5-5.0		ZU10-18
	ZU7.0-9.0A		ZU2.0-5.0		ZU5.4-15.4
	ZU6.0-8.0		ZU8.0-11		ZU12-22
	ZU9.0-11		ZU5.0-15		ZU4.8-12
	Z10		ZU10-11.5		ZU8.4-13.6



Product List (Length 2. 5M /support)	Product number	Product List (Length 2. 5M /support)	Product number	Product List (Length 2. 5M /support)	Product number
	ZU10-14		ZU19-29		ZU36-38
	ZU12-13.5		ZU17.5-20		ZU48-58
	ZU13-15		ZU18.5-21		ZU32
	ZU10-16		ZU4.8-20		ZU28-30
	ZU15-17		ZU21-23A		ZU30-50
	ZU10-16A		ZU15-22		ZU58-60
	ZU19-21		ZU21-23		ZU58-60A
	ZU4.5-18		ZU25.5-27.5		ZU50-64
	ZU17.4-19.6		ZU19-25		
	ZU16.5-18		ZU30-32A		
	ZU17-19		ZU30-32		
	ZU17.5-19		ZU20-30		
	ZU19-29A		ZU30-33		



Different colour and size is allowed to customized design.

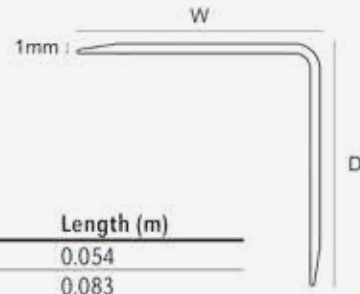






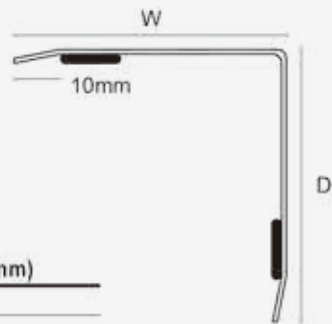
# Metal Trim Corner

## Aluminium Retro-Fit Corner Protector




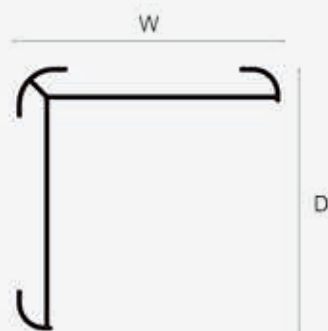
Code	W x D (mm)	Length (m)
HM-MI4854	10 x 10	0.054
HM-MI4575	20 x 10	0.083
HM-MI4578	20 x 20	0.11
HM-MI4801	30 x 30	0.15

## Stainless Steel Retro-Fit Corner Protector - Self Adhesive



Code	W x D (mm)
HM-SDA15	15 x 15
HM-SDA25	25 x 25
HM-SDA30	30 x 30
HM-SDA50	50 x 50

## Aluminium Corner



Code	W x D (mm)	Length (m)
HM-TYHX5008	64.7 x 64.7	0.251



# Metal Trim Corner



Product List (Length 2.5M /support)	Product number	Product List (Length 2.5M /support)	Product number	Product List (Length 2.5M /support)	Product number
	ZL6.0		ZL15-10		ZL10-19.8
	ZL8.4		ZL15		ZL8.6-20
	ZL10		ZL20B		ZL5.0-25
	ZL10A		ZL4.0-20		ZL10-30
	ZL10B		ZL10-20		ZL20A
	ZL12		ZL10-20A		ZL15-20
	ZL12-9.4		ZL10-60		ZL25
	ZL12-10		ZL10.2-15		ZL30
	ZL20-30		ZL30.6		ZL40
	ZL50		ZL50.6		ZL71


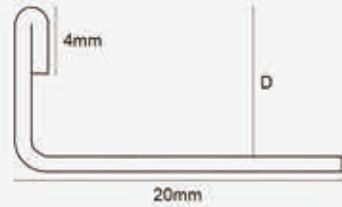
MT  
Metal Trim  
& Lintels & Skirting

MT  
Metal Trim  
& Lintels & Skirting



## Metal Trim Stainless Steel

### Stainless Steel Straight Edge Trim (304 & 316) & Formable Trim



#### Stainless Steel

Code	D (mm)
HMSS045	4.5
HMSS060	6
HMSS080	8
HMSS100	10
HMSS120	12
HMSS150	15
HMSS180	18
HMSS225	22.5


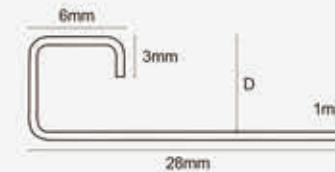
## Metal Trim Stainless Steel

### Stainless Steel Quadrant Trim & Corners



Code	D (mm)
HM-SDE-A60	6
HM-SDE-A80	8
HM-SDE-A100	10
HM-SDE-A125	12.5

### Stainless Steel Square Edge Trim & Corners



Code	D (mm)
HM-SAQ-A80	8
HM-SAQ-A100	10
HM-SAQ-A125	12.5

### Stainless Steel Listello




Code	W x D (mm)
LPS250	25 x 8
LPS400	40 x 8

### Stainless Steel corners



Code	D (mm)
HM-SQQ-A80	8
HM-SQQ-A100	10
HM-SQQ-A125	12.5



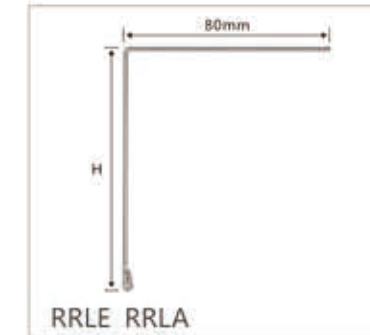


Other ss Profiles allowed customed size

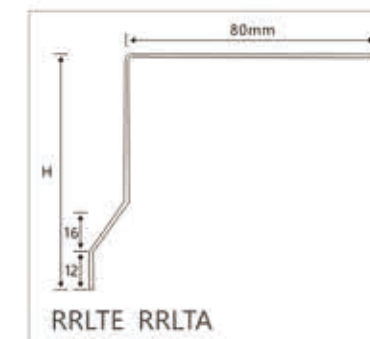
	A	B	C	D	E
a					
b					
c					
d					
e					



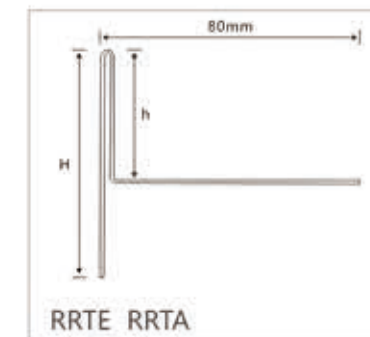
Range of profiles in colour-coated aluminum and stainless steel specifically made for paving terraces and balconies, guaranteeing rainwater drainage from the surface and preventing direct contact with the underlying base and thus controlling infiltration. Acting as protection and finish at the external cement borders, its scope of use is indeed extremely broad.



ITEM NO.	MATERIAL & THICKNESS	COLORS	HEIGHT	LENGTH	PACK
<b>Stainless steel</b>					
RRLE 25	Stainless steel 304(1.4301) or 316L(1.4404) Thickness: 0.8mm or 1.0mm	bright, brushed	25	2.5m	10
RRLE 40			40		
RRLE 55			55		
RRLE 75			75		
RRLE 95			95		
RRLE 120			120		
RRLE 150	150				
Corner & connector			outer corner in 90°200*200mm and connector in 50mm		
<b>Aluminium</b>					
RRLA 25	Aluminium	powder-coating white grey brown	25	2.5m	10
RRLA 40			40		
RRLA 55			55		
RRLA 75			75		
RRLA 95			95		
RRLA 120			120		
RRLA 150	150				
Corner & connector			outer corner in 90°200*200mm and connector in 50mm		

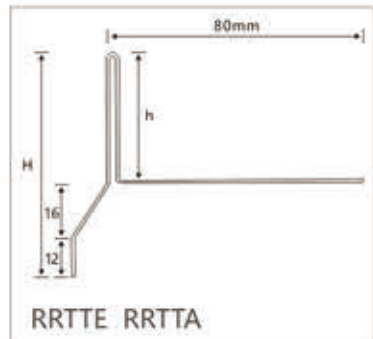


ITEM NO.	MATERIAL & THICKNESS	COLORS	HEIGHT	LENGTH	PACK
<b>Stainless steel</b>					
RRLTE 55	Stainless steel 304 (1.4301) or 316L(1.4404) Thickness: 0.8mm or 1.0mm	bright, brushed	55	2.5m	10
RRLTE 75			75		
RRLTE 95			95		
Corner & connector			outer corner in 90°200*200mm and connector in 50mm		
<b>Aluminium</b>					
RRLTA 55	Aluminium	powder-coating white grey brown	55	2.5m	10
RRLTA 75			75		
RRLTA 95			95		
Corner & connector			outer corner in 90°200*200mm and connector in 50mm		

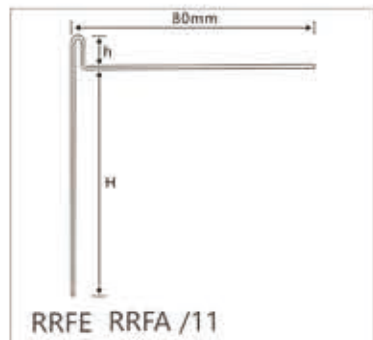


ITEM NO.	MATERIAL & THICKNESS	COLORS	HEIGHT	LENGTH	PACK
<b>Stainless steel</b>					
RRTE 50	Stainless steel 304 (1.4301) or 316L(1.4404) Thickness: 0.8mm or 1.0mm	bright, brushed	H: 50 h: 30	2.5m	10
RRTE 70			H: 70 h: 40		
RRTE 85			H: 85 h: 50		
Corner & connector			outer corner in 90°200*200mm and connector in 50mm		
<b>Aluminium</b>					
RRTA 50	Aluminium	natural powder coating	H: 50 h: 30	2.5m	10
RRTA 70			H: 70 h: 40		
RRTA 85			H: 85 h: 50		
Corner & connector			outer corner in 90°200*200mm and connector in 50mm		

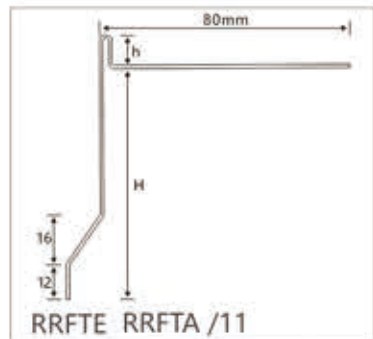




ITEM NO.	MATERIAL & THICKNESS	COLORS	HEIGHT	LENGTH	PACK
<b>Stainless steel</b>			<b>H</b>	<b>h</b>	
RRTTE 70	Stainless steel 304 (1.4301) or 316L (1.4404)	bright, brushed	70	40	2.5m
RRTTE 85	Thickness: 0.8mm or 1.0mm		85	50	
Corner & connector			outer corner in 90°200*200mm and connector in 50mm		
<b>Aluminium</b>					
RRTTA 70	Aluminium	natural, powder coating	70	40	2.5m
RRTTA 85			85	50	
Corner & connector			outer corner in 90°200*200mm and connector in 50mm		



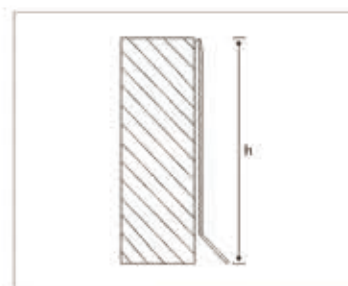
ITEM NO.	MATERIAL & THICKNESS	COLORS	HEIGHT	LENGTH	PACK
<b>Stainless steel</b>			<b>H</b>	<b>h</b>	
RRFE 55/11	Stainless steel 304 (1.4301) or 316L (1.4404) Thickness: 0.8mm or 1.0mm	bright, brushed	55	11	2.5m
RRFE 75/11			75	11	
RRFE 95/11			95	11	
Corner & connector			outer corner in 90°200*200mm and connector in 50mm		
<b>Aluminium</b>					
RRFA 55/11	Aluminium	natural, powder coating	55	11	2.5m
RRFA 75/11			75	11	
RRFA 95/11			95	11	
Corner & connector			outer corner in 90°200*200mm and connector in 50mm		



ITEM NO.	MATERIAL & THICKNESS	COLORS	HEIGHT	LENGTH	PACK
<b>Stainless steel</b>			<b>H</b>	<b>h</b>	
RRFTE 55/11	Stainless steel 304 (1.4301) or 316L (1.4404) Thickness: 0.8mm or 1.0mm	bright, brushed	55	11	2.5m
RRFTE 75/11			75	11	
RRFTE 95/11			95	11	
Corner & connector			outer corner in 90°200*200mm and connector in 50mm		
<b>Aluminium</b>					
RRFTA 55/11	Aluminium	natural, powder coating	55	11	2.5m
RRFTA 75/11			75	11	
RRFTA 95/11			95	11	
Corner & connector			outer corner in 90°200*200mm and connector in 50mm		

## SKIRTING BOARD PROFILES

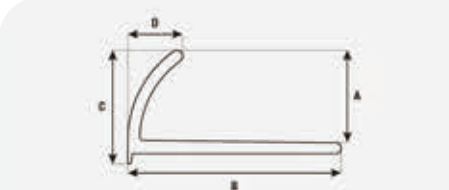

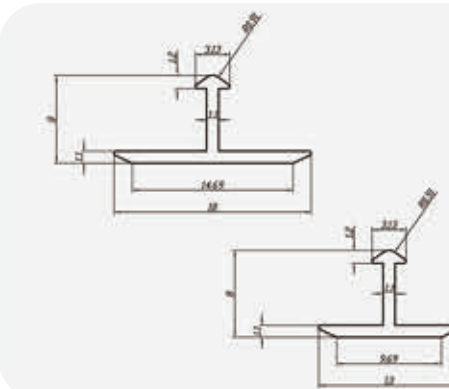
### Skirting Board Satinless steel



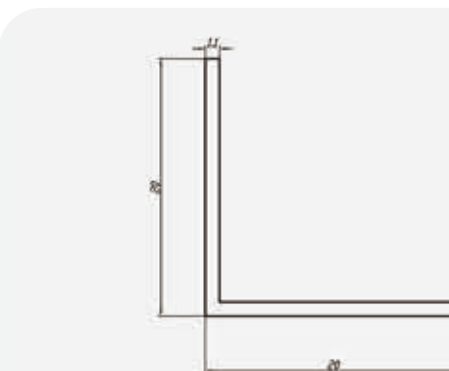
ITEM NO.	MATERIAL & THICKNESS	COLORS	HEIGHT	LENGTH	PACK	REMARK
<b>Aluminium</b>						
SHBD 40	Stainless steel 304 (1.4301) or 316L (1.4404) Thickness: 0.8mm or 1.0mm	bright, brushed	40	2.5m	20	
SHBD 60			60			
SHBD 80			80			



Size	A	B	C	D
8mm	20mm	9mm	6.5mm	
10mm	20mm	10mm	6.5mm	
12.5mm	20mm	13.5mm	6.5mm	





Size	A	B	C	D
8mm	22mm	8.5mm	4.2mm	
8mm	22mm	10.5mm	6.2mm	
10mm	23mm	12.5mm	6.2mm	
12mm	23mm	15mm	6.0mm	



Size	A	B	C	D
8mm	8mm	9.3mm	2.5mm	
10mm	10mm	11.5mm	2.5mm	
12.5mm	12.5mm	13.8mm	2.5mm	

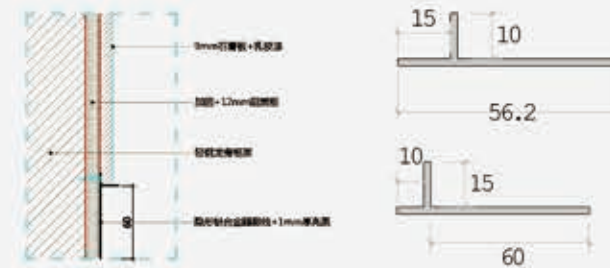


# Metal Trim Brass

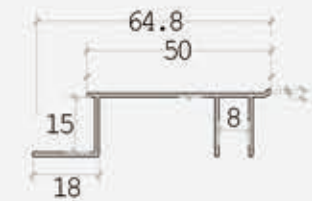


# Metal Trim Skirting

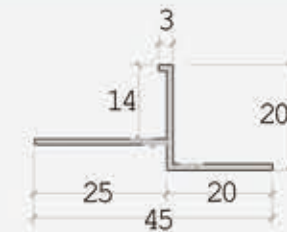
## Aluminium Skirting



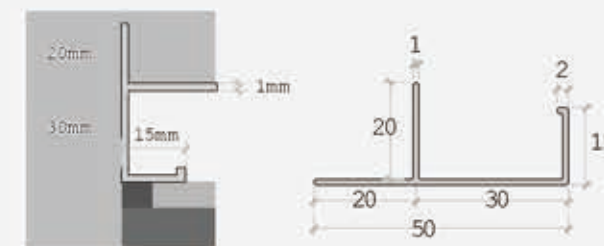
Code	D (mm)	Weight (kg/m)
HM-MI5321	10	0.358
HM-MI5322	15	0.421




Code	D (mm)	Weight (kg/m)
HM-MI5342	15	0.425



Code	D (mm)	Weight (kg/m)
HM-MI5346	14	0.385



Code	D (mm)	Weight (kg/m)
HM-MI5344	20	0.352








# Metal Trim Skirting

## Aluminium Clip On Skirting, Corners & End Caps



TI1038	TI1053	3x3BARC	TI1018	TH1530	TI1019
60	60		80	100	120
$\sigma=0.9$	$\sigma=1.2$		$\sigma=1.0$	$\sigma=1.2$	$\sigma=1.1$
0.31Kg/m	0.45Kg/m		0.40Kg/m	0.45Kg/m	0.50Kg/m



# Metal Trim Skirting

## Aluminium Skirting, Corners & End Caps



Code	D (mm)
HM-KAS607	60
HM-KAS807	80
HM-KAS107	100

## Easy installation 70mm Skirting C70F



MT  
Metal Trim  
& Skirting

MT  
Metal Trim  
& Skirting




## End - U



Code	W x D(mm)	Weight (kg/m)
HM-MI9401	5x4.5	0.08
HM-MI9402	9x7.75	0.095
HM-MI9403	9x10.75	0.102

## External




Code	W x D(mm)	Weight (kg/m)
HM-MI9404	18x4.5	0.153
HM-MI9405	26x7.75	0.185
HM-MI9406	30x10.75	0.254

## H - Joint



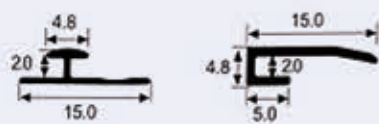
Code	W x D(mm)	Weight (kg/m)
HM-MI9407	9x4.5	0.09
HM-MI9408	10x7.75	0.108
HM-MI9409	10x10.75	0.115

## Internal



Code	W x D(mm)	Weight (kg/m)
HM-MI94010	8x4.5	0.095
HM-MI94011	10x7.75	0.118
HM-MI94012	15x10.75	0.185

## 2.0 Series



HG2.0-4.8

HG2.0-15

## 2.5 Series



HG2.5-6.0

## 3.0 Series



HG3.0-6.5

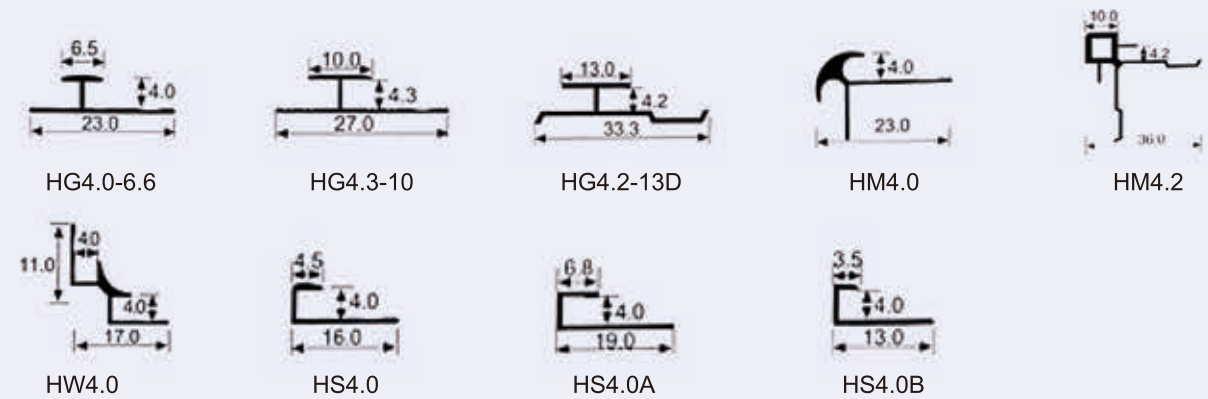
HM3.0

HW3.0

HS3.0

HS3.0A

## 4.0 Series



HG4.0-6.6

HG4.3-10

HG4.2-13D

HM4.0

HM4.2

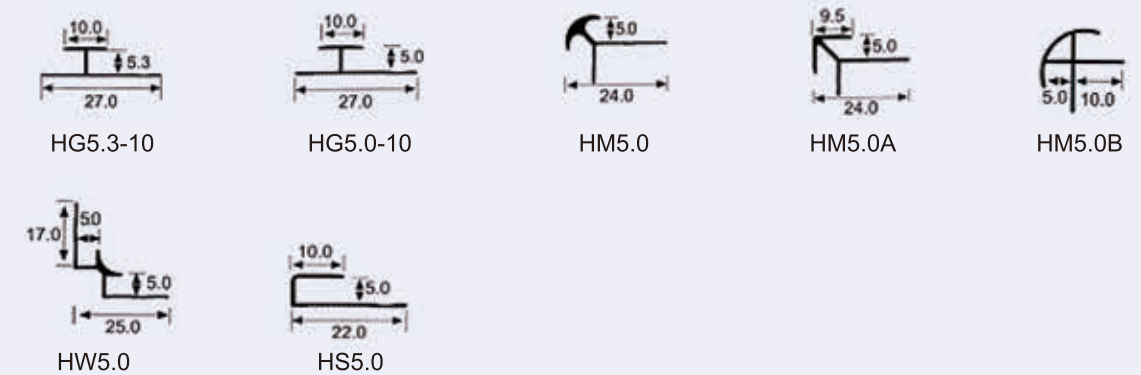
HW4.0

HS4.0

HS4.0A

HS4.0B

## 5.0 Series



HG5.3-10

HG5.0-10

HM5.0

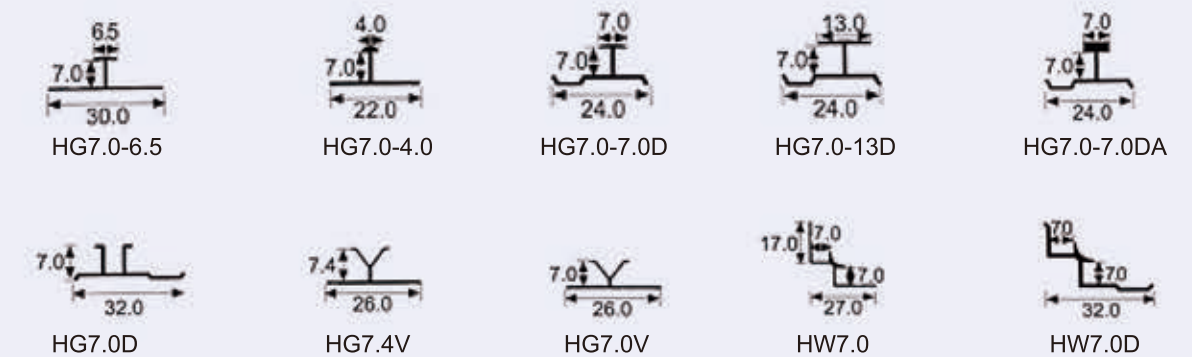
HM5.0A

HM5.0B

HW5.0

HS5.0

## 7.0 Series



HG7.0-6.5

HG7.0-4.0

HG7.0-7.0D

HG7.0-13D

HG7.0-7.0DA

HW7.0D

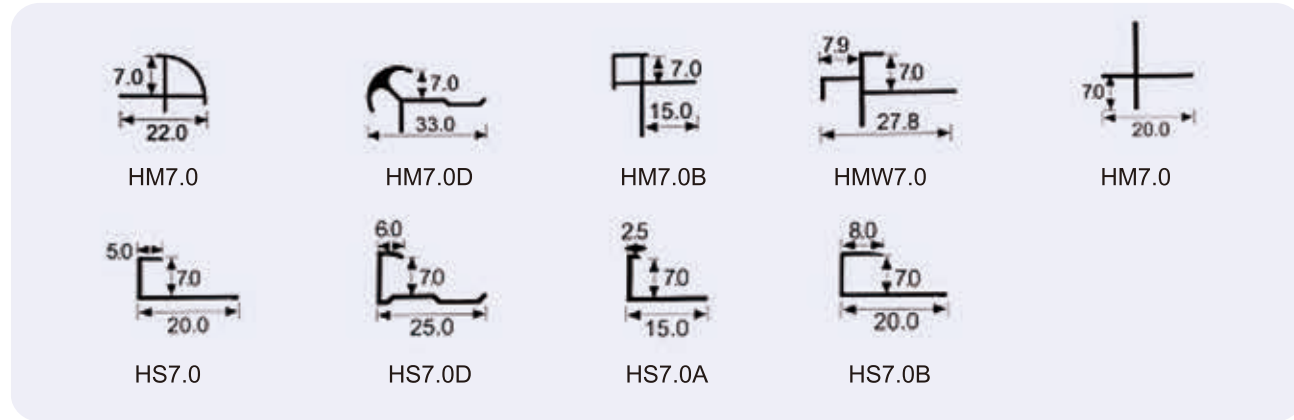
HS7.0V

HS7.0

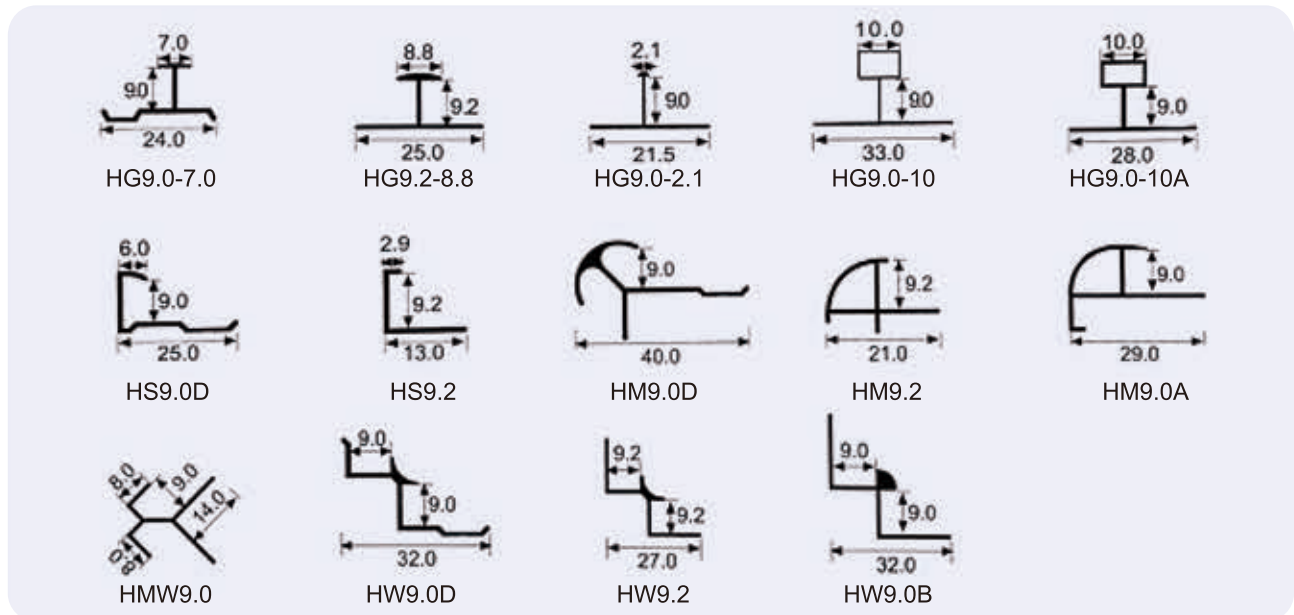
HW7.0

HW7.0D

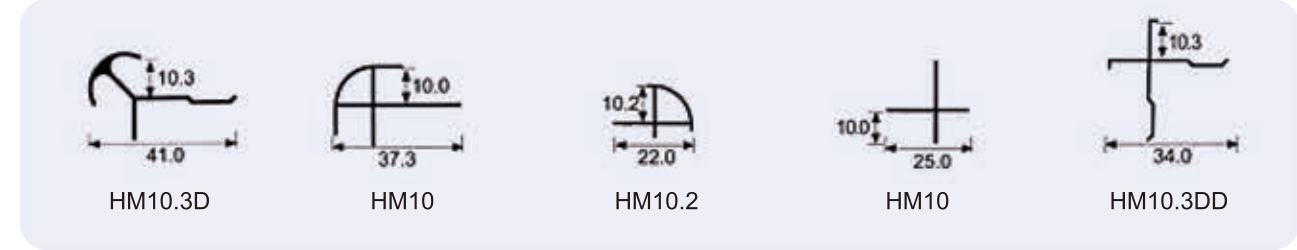
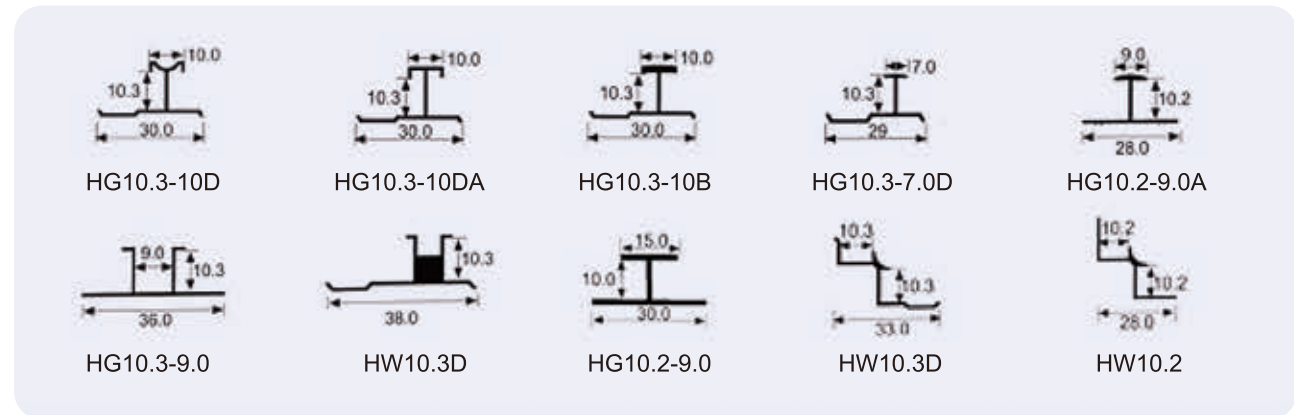




## 9.0 Series



## 10.0 Series

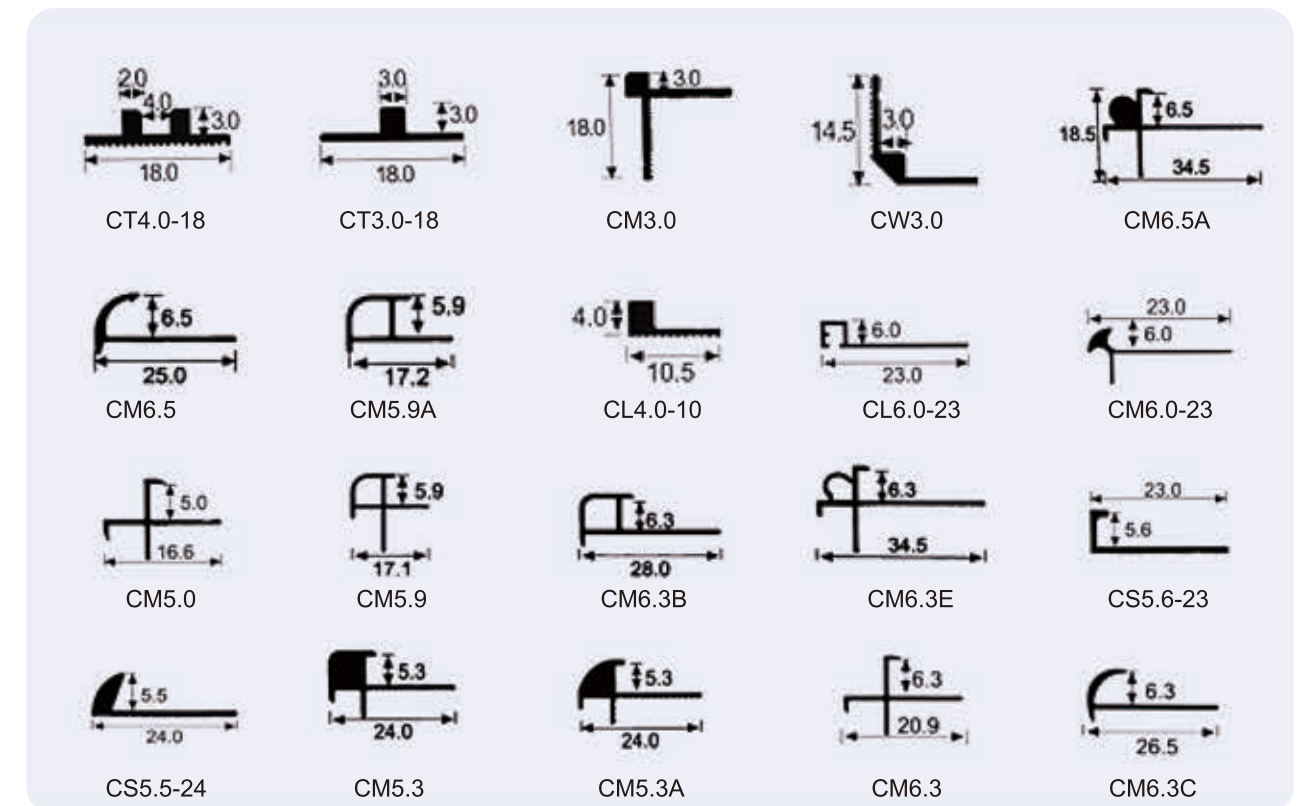



## Slim Profile

### 4,5 mm. SLIM

Code	W x D(mm)	Weight (kg/m)
HM-MI9801	4.5	0.09

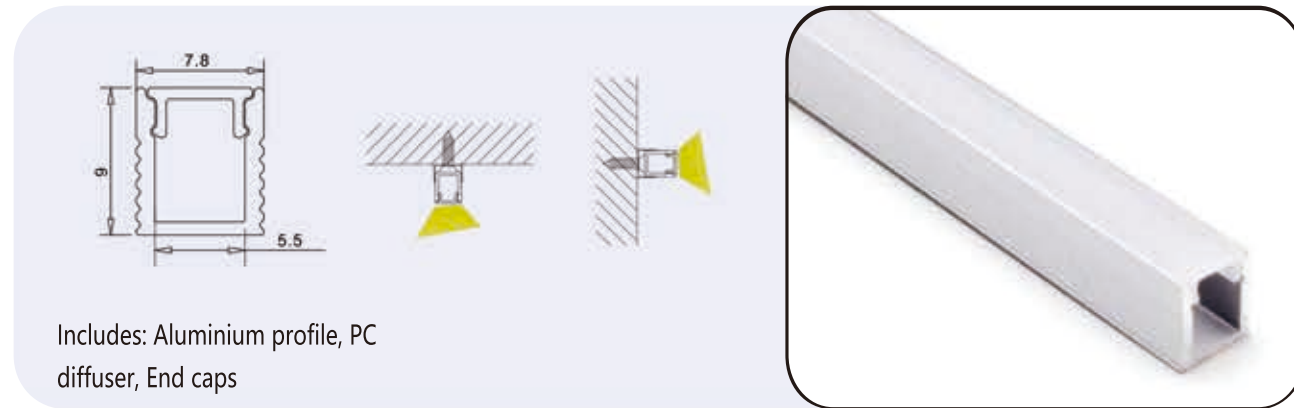
Code	W x D(mm)	Weight (kg/m)
HM-MI9802	4.5	0.09





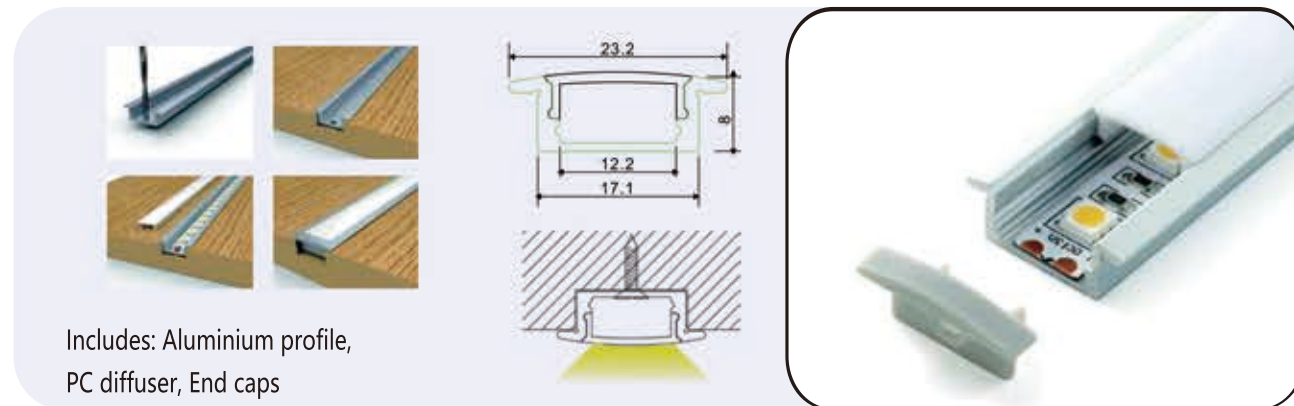
# LED Profiles

HM-LED-05



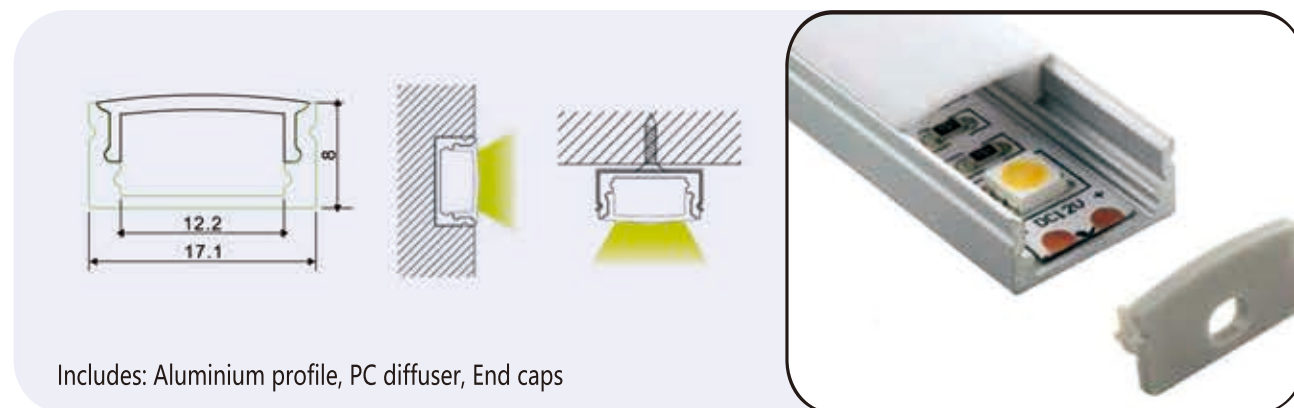
Includes: Aluminium profile, PC diffuser, End caps

HM-LED-020



Includes: Aluminium profile, PC diffuser, End caps

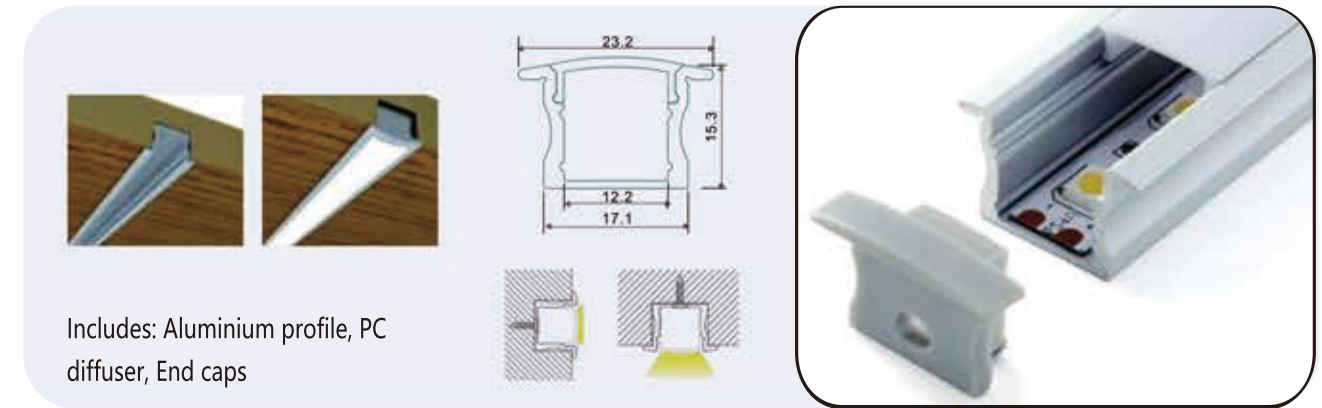
HM-LED-021



Includes: Aluminium profile, PC diffuser, End caps

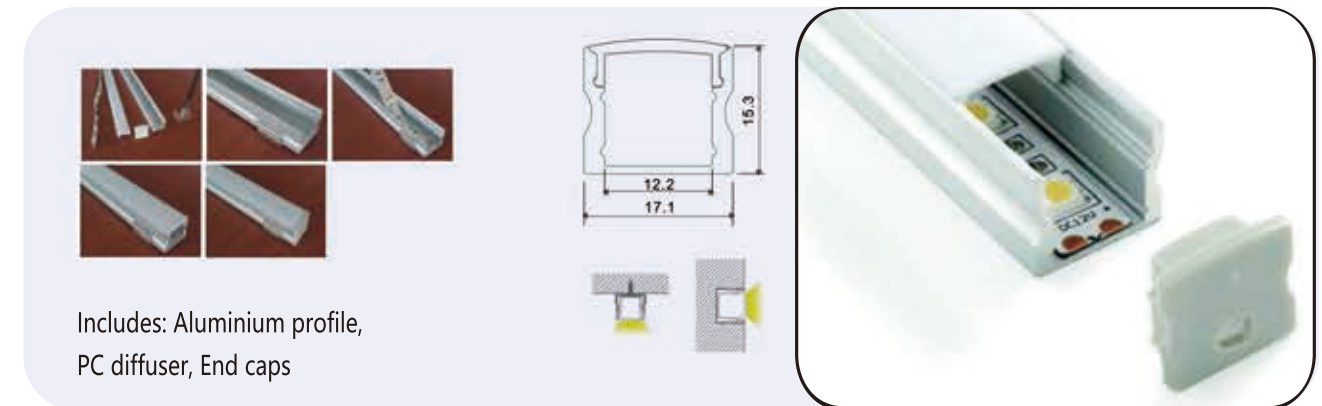
# LED Profiles

HM-LED-022



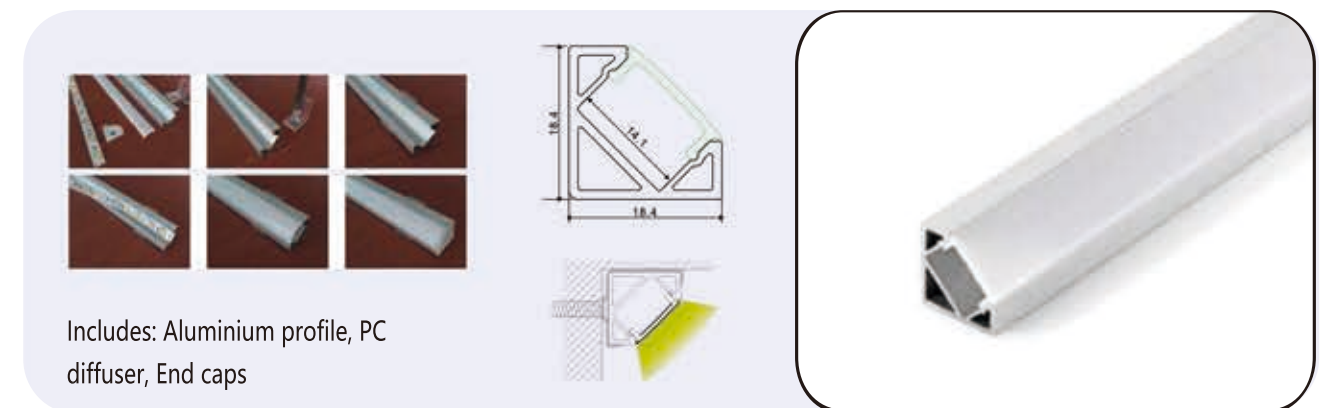
Includes: Aluminium profile, PC diffuser, End caps

HM-LED-023



Includes: Aluminium profile, PC diffuser, End caps

HM-LED-024

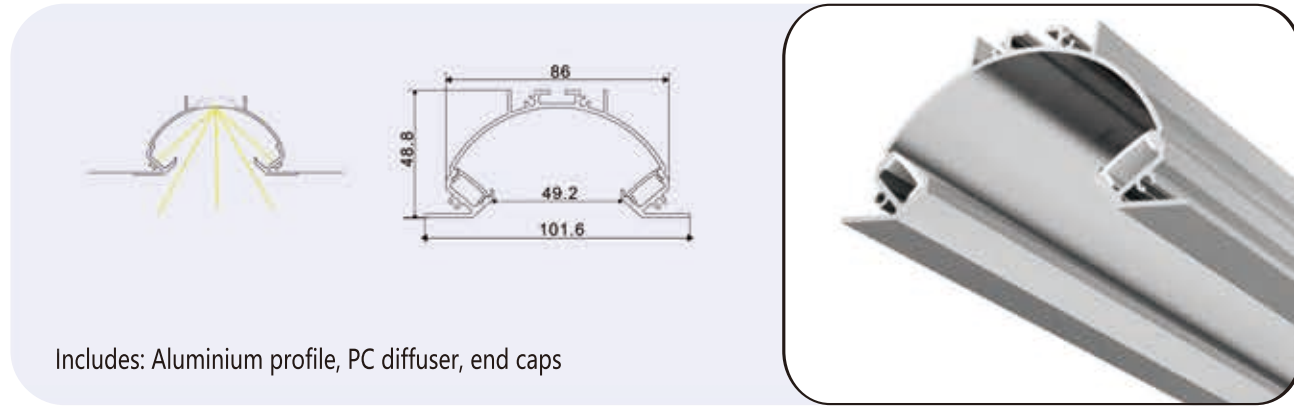


Includes: Aluminium profile, PC diffuser, End caps



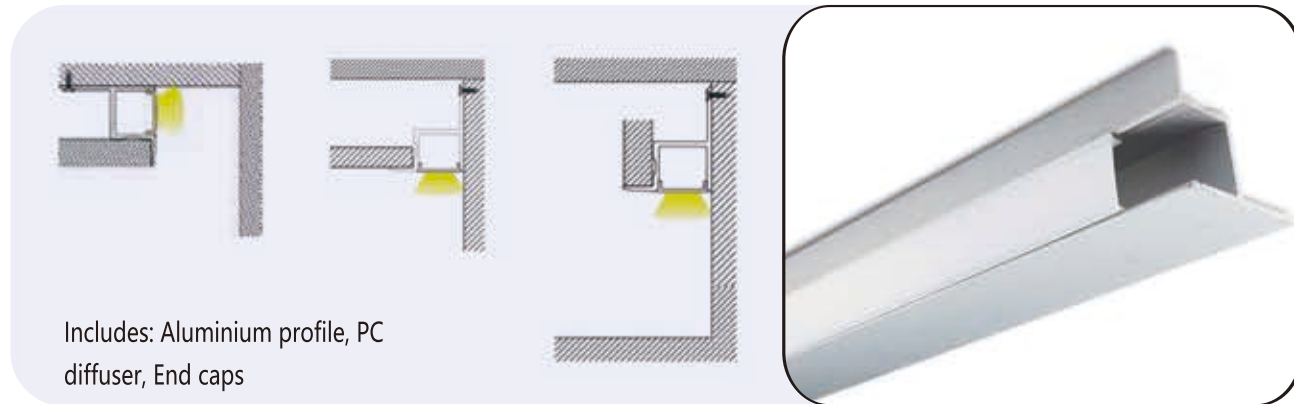
# LED Profiles

HM-LED-025



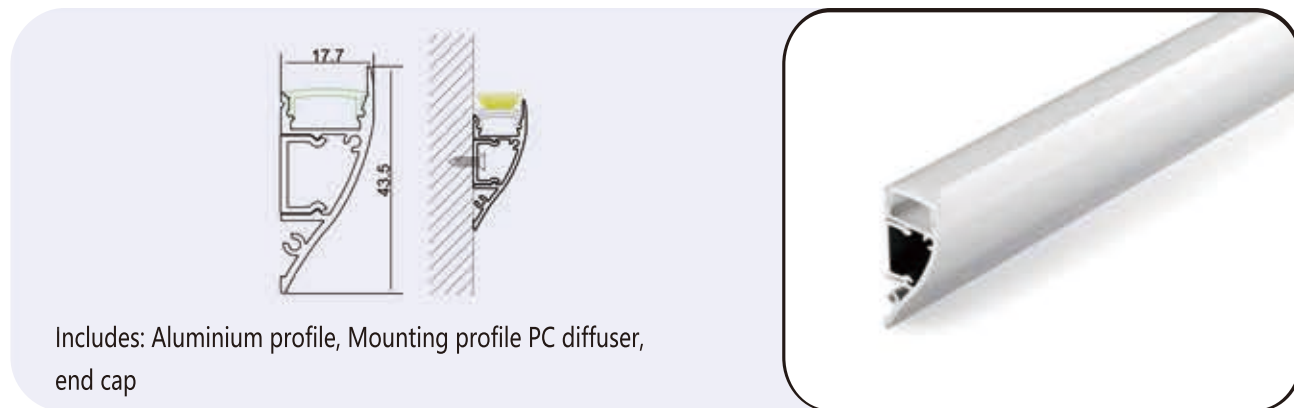
Includes: Aluminium profile, PC diffuser, end caps

HM-LED-026



Includes: Aluminium profile, PC diffuser, End caps

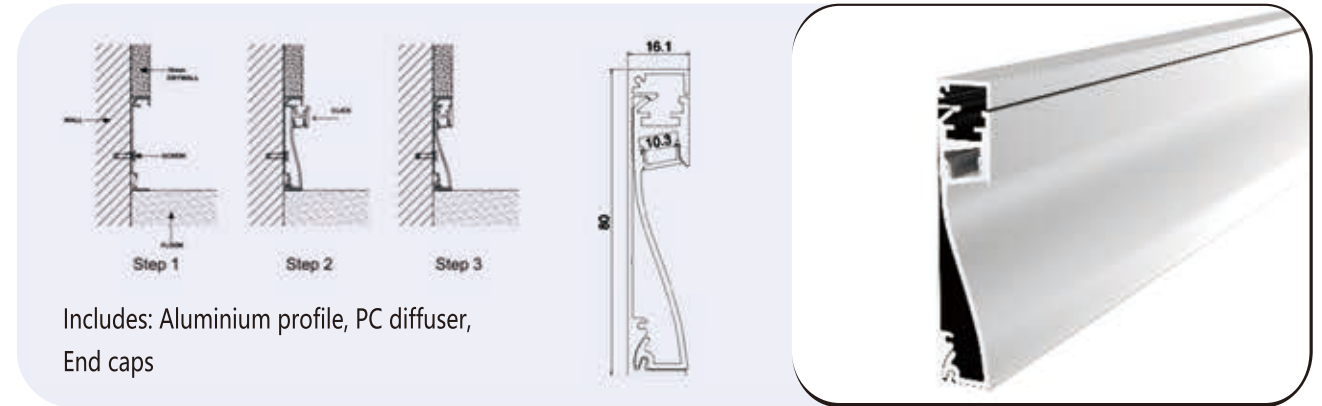
HM-LED-027



Includes: Aluminium profile, Mounting profile PC diffuser, end cap

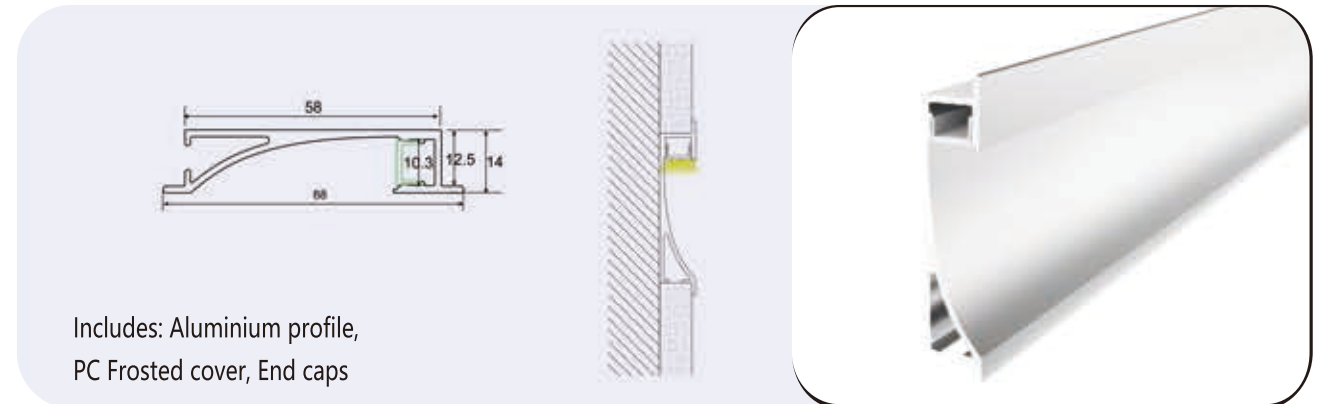
# LED Profiles

HM-LED-028



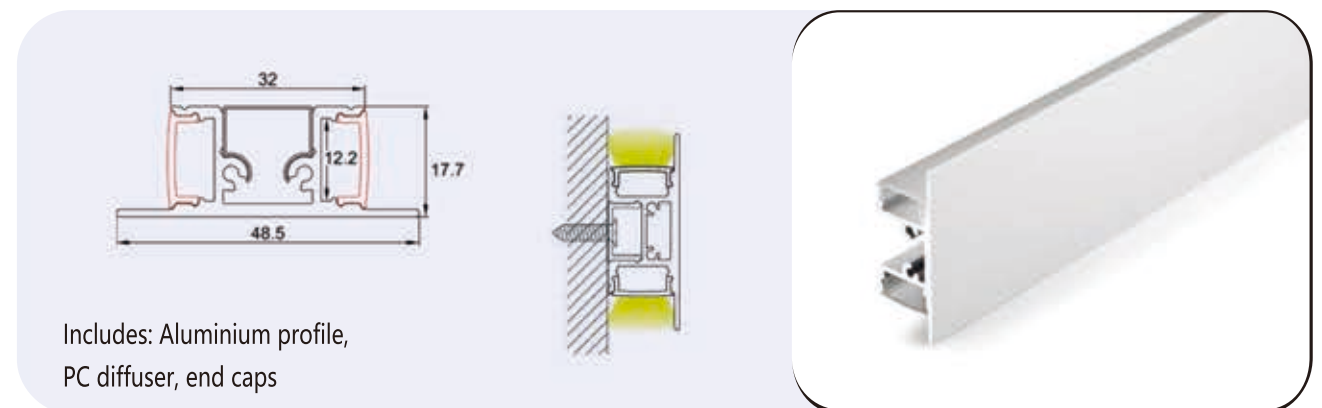
Includes: Aluminium profile, PC diffuser, End caps

HM-LED-029



Includes: Aluminium profile, PC Frosted cover, End caps

HM-LED-030



Includes: Aluminium profile, PC diffuser, end caps



# LED Profiles

### HM-LED-032



Includes: Aluminium profile, PC diffuser, Aluminium End cap



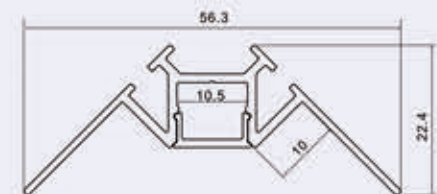
### HM-LED-033




Includes: Aluminium profile, PC diffuser, End caps



### HM-LED-019

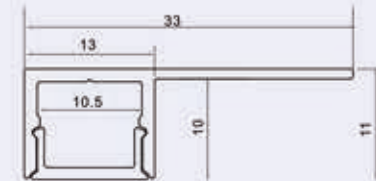


Includes: TILE, Aluminium profile, PC diffuser, End cap



# LED Profiles

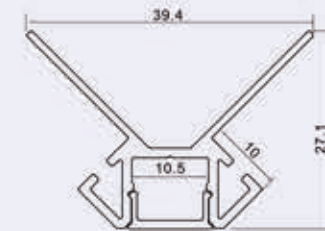
### HM-LED-002




Includes: TILE, Aluminium profile, PC diffuser, End cap



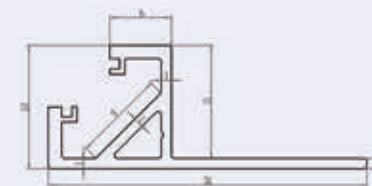
### HM-LED-017



Includes: TILE, Aluminium profile, PC diffuser, End cap



### HM-LED-001



Includes: Aluminium profile, PC diffuser, End caps

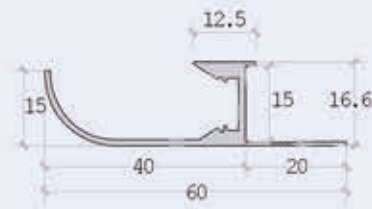






# LED Profiles

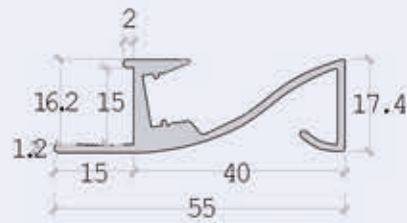
## HM-LED-031



Includes: Aluminium profile, PC diffuser, End caps



## HM-LED-032

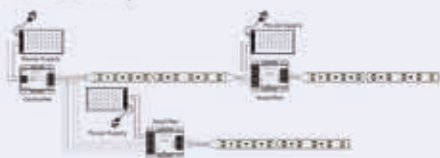


Includes: Aluminium profile, PC diffuser, End caps

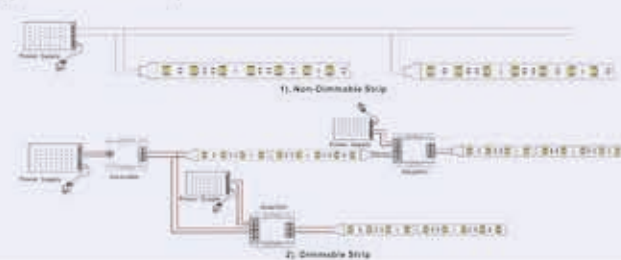


## Connection of Led Flexible Strip

### RGB LED Strip



### Single Color LED Strip



# LED Profiles

HMAL-0809	HMAL-0812	HMAL-1008	HMAL-1107	HMAL-1307	HMAL-1012	HMAL-1012B	HMAL-1407
HMAL-1612	HMAL-2212	HMAL-1612C	HMAL-1612E	HMAL-1707	HMAL-2507	HMAL-1707C	HMAL-2507C
HMAL-1715	HMAL-2515	HMAL-1715B	HMAL-2515B	HMAL-1919	HMAL-1919B	HMAL-1919C	HMAL-1919D
HMAL-3030C	HMAL-3030D	HMAL-3030E	HMAL-3030F	HMAL-2310	HMAL-2810	HMAL-2326	HMAL-2326B
HMAL-2016	HMAL-2016B	HMAL-2016C	HMAL-2016D	HMAL-2016E	HMAL-2019	HMAL-2019B	HMAL-2019C
HMAL-4525	HMAL-5528	HMAL-5528B	HMAL-6628	HMAL-8050	HMAL-7026	HMAL-4538	HMAL-5069
HMAL-3010	HMAL-1824	HMAL-1815	HMAL-1815B	HMAL-1815C	HMAL-3535	HMAL-3535B	HMAL-3050
HMAL-1507	HMAL-1807	HMAL-1506	HMAL-2206	HMAL-2208	HMAL-2908	HMAL-3006	HMAL-5208
HMAL-1707D	HMAL-2507D	HMAL-1715D	HMAL-2216	HMAL-6009	HMAL-5313	HMAL-1848	HMAL-1918
HMAL-1616	HMAL-1616B	HMAL-3030	HMAL-3030B	HMAL-3050B	HMAL-2309	HMAL-2316	HMAL-2021
HMAL-2618	HMAL-2618B	HMAL-2325	HMAL-3525	HMAL-3811	HMAL-2728	HMAL-4242	HMAL-4242B





## RUSTIC COLLECTION

A quality finish for your rustic environments.

This profile is made of Maxi, exclusive material of which belongs to the WPC range of products (Wood Plastic Composites). Maxi incorporates vegetable fibers inside its composition and contributes, in this way, to preserve the Environment.

Maxi is a very resistant material that has been tested under multiple tests to certify its excellent properties. The installation of Maxi outdoors, results in a natural variation in its original color, being slightly higher in the range of redish colors. To avoid these possible color variations due to continuous sun exposure, we recommend installing Maxi indoors.

Maxi has a particular texture and a wide range of available colors that fit perfectly in the environments where they are installed.



Item	Draw	Weight (kg/m)	Size
9200318		0.039	10X1,5
9200319		0.06	15X1,5
9200320		0.08	20X1,5
9200321		0.101	25X1,5
9200322		0.121	30X1,5
9200323		0.162	40X1,5
9200298		0.051	10X10X1
9300134		0.079	15X15X1
9300135		0.106	20x20X1
9300113		0.134	25x25X1
9300299		0.207	30x30X1,3
9300300		0.242	35X35X1,3
9300301		0.278	40X40X1,3
9300302		0.065	15X10X1
9300303		0.078	20X10X1
9300305		0.092	20X15X1
9300306		0.106	25X15X1
9300307		0.119	30X15X1
9300308		0.171	0X20X1,3
9300309		0.133	40X10X1
9300310		0.189	40X15X1,3
9400436		0.152	20X10X1
940069		0.296	30X15X1,3

Item	Draw	Weight (kg/m)	Size
9800345		0.092	16X7X1
9800346		0.116	16X10X1
9800347		0.132	16X12X1
9800348		0.193	20X18X1
6110295		0.06	8X1
6110532		0.07	10X1
6110536		0.094	12X1
6110348		0.129	16X1
611052		0.146	18X1
6110481		0.162	20X1
6110279		0.206	25X1
960046		0.135	20X20X1,3
960047		0.171	25X25X1,3
960048		0.153	30X15X1,3
9400437		0.098	10X10X1
940012		0.152	15X15X1
9400430		0.198	20X20X1
9800339		0.043	6X6X1
9800340		0.059	8X8X1
9800183		0.076	10X10X1
9800341		0.092	16X10X1
9800342		0.1	19X10X1
9800343		0.127	19X15X1
9800344		0.135	22X15X1