







Guangdong BLOSSOM CHEER Holdings Limited

Recommend Product List Details

Code	Product Name	Picture	Description	Specification	MOQ
BC2231	Graphene Carbon Crystal Door		Size type: door opening size Door leaf thickness: 48mm±1mm; Suspension height: 10mm±1mm; Door leaf: solid wood frame + filled with particle board/graphene. The finishing transition layer is a carbon crystal board 4mm thick, which has flame retardant and moisture-proof functions. Thickened edge sealing, paint waterproof trimming. Door frame: solid wood door frame, thickness 35mm. Door cover line: with plywood line. Hardware hole: open the lock hole, sink the lock piece.	Customize	10SET
BC2240	Carbon crystal wall panels		Specifications: 3000*1220mm; Material technology: 8mm carbon crystal plate + PVC coating technology; Texture: Skin feel; Function: waterproof and moisture-proof / flame retardant / anti-collision / environmental protection; Scope of application: wall, cabinet, background; Color: Premium grey tones, Morandi color system, black, etc. Rich colors, beautiful and generous; Cutting and assembly can be carried out on site according to specific needs.	3000*1220*8 mm;	50PC
BC2241	Carbon crystal wall panels		Specifications: 3000*1220mm; Material technology: 8mm carbon crystal plate + PVC coating technology; Texture: Metal; Function: waterproof and moisture-proof / flame retardant / anti-collision / environmental protection; Scope of application: wall, cabinet, background; Color: silver, gold, copper, etc. Cutting and assembly can be carried out on site according to specific needs.	3000*1220*8 mm;	50PC
BC2252	304 stainless steel frame large glass swing door		Door leaf thickness: 50mm Profile: 1.2mm 304 stainless steel is used for door leaf and door frame, and the natural color of stainless steel is selected. Glass specification: 6mm tempered double glass/8mm tempered double glass The width of the door frame (wall thickness) is 90mm, flat frame.	As customized	2SQ. METRE
BC2253	304 stainless steel frame large glass slide door		Door leaf thickness: 50mm Profile: 1.2mm 304 stainless steel is used for door leaf and door frame, and the natural color of stainless steel is selected. Glass specification: 5mm tempered double glass The width of the door frame (wall thickness) is 90mm, flat frame.	As customized	2SQ. METRE
BC2254	Aluminum door lock set		Handle zinc alloy, lock body stainless steel, 30-30 copper lock cylinder, 32 stainless steel lock body, lock seat (需选择European standard or wide slot).	243*31.6mm	1SET







Remark:

The default standard specification for door is wall to wall size 2100*900*150mm(=82.6*35.4*5.9in).

For more details, you can please kindly contact our KA manager; or visit website www.blossomcheer.com for further project details.

Guangdong BLOSSOM CHEER Holdings Limited

Recommend Product List Details

Code	Product Name	Picture	Description	Specification	MOQ
BC2260	76 non-broken bridge window screen integrated		Profile: 76 series non-insulated window screen integrated; Profile thickness: 1.4 thick, hollow tempered glass 5mm+15A+5mm; Profile surface treatment: powder coating; It has heat insulation, sound insulation and typhoon resistance.	定制	1SQ. METRE
BC2273	Carbon crystal door		Size type: door opening size Door leaf thickness: 48mm±1mm; Suspension height: 10mm±1mm; Door leaf: solid wood frame + filled with particle board/graphene. The finishing transition layer is a carbon crystal board 4mm thick, which has flame retardant and moisture-proof functions. Thickened edge sealing, paint waterproof trimming. Door frame: solid wood door frame, thickness 35mm. Door cover line: with plywood line. Hardware hole: open the lock hole, sink the lock piece.	定制 Customize	6SQ. METRE
BC2274	Carbon crystal door		Size type: door opening size Door leaf thickness: 48mm±1mm; Suspension height: 10mm±1mm; Door leaf: solid wood frame + filled with particle board/graphene. The finishing transition layer is a carbon crystal board 4mm thick, which has flame retardant and moisture-proof functions. Thickened edge sealing, paint waterproof trimming. Door frame: solid wood door frame, thickness 35mm. Door cover line: with plywood line. Hardware hole: open the lock hole, sink the lock piece.	定制 Customize	6SQ. METRE
BC2296	40 types of aluminum alloy invisible hinges		Aluminum alloy hinges Material: aluminum alloy Applicable: Lumu doors, wooden doors, invisible doors, folding doors, etc. Screws: 304 stainless steel screws Door weight: 75kg (three) Performance: The support point is made of extruded aluminum alloy forging, which is lighter, has better toughness, better oxidation resistance, is not easy to break, and is not left or right Recommended door thickness: 36mm-55mm	Standard	1PC
BC2300	lock body		Lock core: Super C-grade brand lock core, steel lock box, suitable for 90-100mm thick door leaves	Standard	
BC2308	High-end aluminum clad wooden door		Size type: door opening size Door leaf thickness: conventional 45mm±1mm; foot height: 10mm±1mm; door leaf board: 9mm fireproof board/solid wood multilayer board; door leaf structure: wall thickness 2.0 keel frame + aluminum honeycomb; edge sealing: 2.0 aluminum edge sealing; Door main line: aluminum, wall thickness 1.6 thick; plug board line: aluminum, wall thickness 1.2 thick; Gusset: wall thickness 2.0, all aluminum material.	Customize	30SET







Remark:

The default standard specification for door is wall to wall size 2100*900*150mm(=82.6*35.4*5.9in).

For more details, you can please kindly contact our KA manager; or visit website www.blossomcheer.com for further project details.

Guangdong BLOSSOM CHEER Holdings Limited

Recommend Product List Details

Code	Product Name	Picture	Description	Specification	MOQ
BC2310	16*45 Ultra-narrow 2.0 French fixed doors and windows		2.0mm profile thickness, good mute effect. Glass: single layer 8mm tempered glass. Half arc: perfect arc shape Used in kitchen, balcony, restaurant, cafe, extremely narrow and stylish.	Customize	30SQ. METRE
BC2311	Hinge		201 stainless steel hinges, 201 screws. Barrier-free opening and closing hinges Suitable for door leaf thickness of 48-50	Standard	30SET
BC2312	Lock		Minimalist aluminum alloy door lock; Applied to indoor aluminum alloy minimalist series doors;	标配	
BC2314	Broken bridge casement window		Profile: 75 broken bridge casement window; Profile thickness: 1.4 thick, hollow tempered glass 5mm+9A+5mm; Profile surface treatment: powder coating; Hardware: including a full set of Baogao accessories. It has heat insulation, sound insulation and typhoon resistance.	Customize	30SQ. METRE
BC2315	1.4 Thickness 50 Casement Window		Profile: 50 series casement window; Profile thickness: 1.4 thick, hollow tempered glass 5mm+12A+5mm; Profile surface treatment: powder coating; It has heat insulation, sound insulation and typhoon resistance.	定制	1SQ. METRE
BC2316	1.4 Thickness 93 Sliding Window		Profile: 93 series sliding window; Profile thickness: 1.4 thick, hollow tempered glass 5mm+15A+5mm; Profile surface treatment: powder coating; It has heat insulation, sound insulation and typhoon resistance.	定制	1SQ. METRE



Remark:

The default standard specification for door is wall to wall size 2100*900*150mm(=82.6*35.4*5.9in).

For more details, you can please kindly contact our KA manager; or visit website www.blossomcheer.com for further project details.

Guangdong BLOSSOM CHEER Holdings Limited

Recommend Product List Details

Code	Product Name	Picture	Description	Specification	MOQ
BC2317	1.4 Thickness 139Sliding Window		Profile: 139series sliding window; Profile thickness: 1.4 thick, hollow tempered glass 5mm+15A+5mm; Profile surface treatment: powder coating; It has heat insulation, sound insulation and typhoon resistance.	定制	1SQ. METRE
BC2318	304 stainless steel three-dimensional adjustable invisible hinge		Stainless steel material, three-dimensional adjustable concealed twist, 138 high * 25 wide mm, two pieces can bear 100kg.	Standard	10PC

Remark:

The default standard specification for door is wall to wall size 2100*900*150mm(=82.6*35.4*5.9in).

For more details, you can please kindly contact our KA manager; or visit website www.blossomcheer.com for further project details.