APA-A SERIES

High precision power press machine

160T~400Tons

APA(A型)系列高精密强力钢架冲床

- With high rigidity rack design, they are welded with the use of high-quality steel plates, through relieving of internal stresses, so that stability and reliability of the whole machine in precision are enhanced.
- Consistent driving center and machine center to guarantee accurate and stable punching.

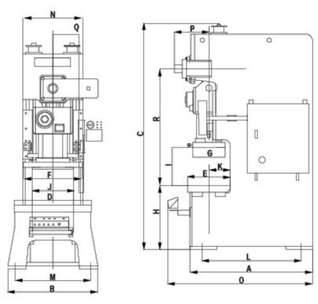

- 高刚性机架设计，采用优质钢板焊制，经过消除内应力工艺处理，提高了整机精度的稳定性和可靠性能。
- 传动中心与机器整体的中心一致，确保冲压的精确、稳定。

性能特点 Performance feature

- In order to guarantee relative stationarity of machine operation, it is necessary to balance two balancers.
- Moulding-adjustment precision is as high as 0.1mm, safe, speedy, and reliable.
- Through hard oxidation and grinding, such parts as bent axles, gear sets, and connecting rods possess higher combination property and tolerance.
- Adopt highly sensitive and reliable clutch/brake and internationally top duplex magnetic valve, as well as overload protection devices, to guarantee precision and safety for operation and stop of press rams.
- Machine's structural design shall be reasonable, for the convenience of realizing automatic production, reducing cost, and improving efficiency.
- Possess advanced design concepts, low noise, low consumption, and energy saving.

- 为保证机器运转的相对平稳性，采用对称两只平衡器装置设计方式。
- 调模精密高达0.1mm，安全、便捷、可靠。
- 曲轴、齿轮组、连杆等部件，经硬氧化和研磨等工艺处理后，具有极高的综合性能和耐用性。
- 采用高度灵敏、可靠的离合器/刹车器装置和国际顶尖的双联电磁阀，过载保护装置，确保压力机滑块运转及停止的精确性与安全性。
- 机器结构设计合理，便于实现自动化生产，降低成本，提高效率。
- 先进的设计理念，低噪音，低能耗，节省能源。

Technical parameters 技术参数

名称	Name	单位	APA-160A		APA-200A		APA-260A		APA-315A		APA-400A	
型式	Model		V型	H型	V型	H型	V型	H型	V型	H型	V型	H型
吨数	Capacity	ton	160		200		260		315		400	
冲力发生位置	Rated tonnage point	mm	6	3	6	3	7	3.5	7	3.5	10	4
每分钟行程数 变速	Speed changing	s.p.m	20-50	40-70	20-50	50-70	20-40	40-50	20-35	35-50	20-30	30-40
每分钟行程数 定速	Stable speed	s.p.m	35		35		30		30		20	
行程	Stroke	mm	200	90	200	90	250	150	280	170	280	180
最大装模高度	Max.die height	mm	460	510	460	510	500	550	550	600	550	600
滑块调整量	Slide adjustment	mm	100		110		120		120		120	
上工作台尺寸	Slide area	mm	990×550×90		1130x630x90		1130x700x100		1130x750x110		1200x750x110	
下工作台尺寸	Bolster area	mm	1250×800×140		1400x820x160		1500×840×180		1600×900×200		1800×900×200	
模柄孔	Shank hole	mm	Ø65		Ø65		Ø65		Ø65		Ø65	
主电动机	Main motor	kw.p	15×4		18.5×4		22×4		30×4		37×4	
滑块调整电机	Slide adjust device		电动 Electrial driving									
使用空气压力	Air pressure	Mpa	0.6		0.6		0.6		0.6		0.6	
冲床精度	Presses precision		GB(JIS)1class 一级									
冲床(长×宽×高)	Presses dimension	mm	2315x1400x3670		2615x1690x4075		2780x1850x4470		2870x1980x4830		3220x1900x4650	
模垫能力	Die cushion capacity	ton	10		14		14		14		14	
模垫行程长	Stroke	mm	80		80		100		100		100	
模垫有效面积	Die cushion effective area	mm^2	650×420		710×480		810×480		810×480		810×480	

上工作台　Slide

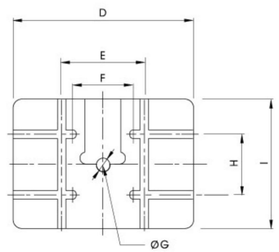

下工作台　Bolster

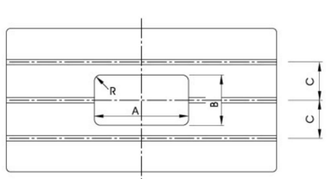

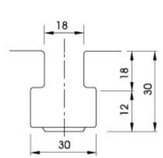

T型沟 I 型

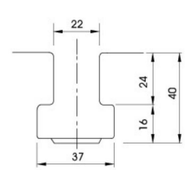

T型沟 II 型

外型尺寸　Overall dimension

规格 Pecification	APA-160A	APA-200A	APA-260A	APA-315A	APA-400A
A	2140	2440	2440	2605	3075
B	1390	1690	1500	1950	1550
C	3670	4075	4470	4825	4825
D	1250	1400	1500	1600	1600
E	800	820	840	900	910
F	990	1130	1130	1130	1200
G	550	630	700	750	750
H	910	1030	1030	1185	1000
I	650	650	750	830	830
J	660	800	890	970	900
K	405	415	430	450	460
L	1760	1830	2005	2180	2420
M	1200	1400	1560	1660	1450
N	1000	1160	1300	1420	1360
O	2315	2615	2780	2780	3250
P	545	545	688	723	702
Q	725	805	895	925	1087
R	1960	2190	2460	2595	2460

Model	A	B	C	D	E	F	G	H	I	T型沟
APA-160A	440	220	220	990	300	175	Ø65	220	550	II
APA-200A	480	240	280	990	420	200	Ø65	300	630	II
APA-260A	520	260	290	1130	420	200	Ø65	300	700	II
APA-315A	520	260	290	1130	420	200	Ø65	300	700	II
APA-400A	520	260	290	1200	450	200	Ø65	300	700	II

标准配置　Standard configuration

> 变频器
> 油压式过载保护装置
> 电动式黄油润滑装置
> 电动式滑块调整装置
> 电动式模高指示器
> 滑块及模具平衡装置
> 旋转凸轮开关
> 误送检测装置
> 电源插座
> 曲轴角度指示器
> 计数器
> 空气源接头
> 二度落保护装置
> 喷风装置
> 维护工具及工具箱
> 使用说明书

> Inverter
> Hydraulic over-load protector
> Electrical automatic lubrication system
> Slide sdjust device
> Die hight indicator
> Balance device
> Rotary cam switch
> Misfeed detection consent
> Power supply
> Crank angle indicator
> Electrical stroke counter
> Air source connector
> Against over-run safety device
> Air ejector
> Maintenance tool box
> Operation manual

选择配置　Optional configuration

> 湿式离合器
> 气压模垫装置
> 脚踏开关
> 快速换模装置
(举模器、夹模器或移模臂)
> 滑块上部打料装置
> 防震脚
> 光电保护装置
> 送料机(空气、机械及NC各类)
> 料架
> 矫平机
> 机械手
> 模具照明装置
> 触摸屏(预断、预裁、总计数)
> 人机控制系统

> High performance wet clutch & brake
> Pneumatic die cushion device
> Foot switch
> Quick die change device
(die lifter, clamp and die arm sepjes)
> Slide knock-out device
> Auti-vibration press mount
> Photo-electronic safety device
> Feeder
> Uncoiler
> Straightener
> Mechanism hand
> Die room light
> Touch pad(preset, total counter)
> Human-computer counter system

技术参数 Technical parameters

名 称	Name	单位	APA-15	APA-25A	APA-25		APA-35		APA-45		APA-60		APA-80		APA-110		APA-160		APA-200		APA-260		APA-315		APA-400	
型 式	Model		V型	V型	V型	H型	V型	H型	V型	H型	V型	H型	V型	H型	V型	H型	V型	H型	V型	H型	V型	H型	V型	H型	V型	H型
吨 数	Capacity	ton	15	25	25		35		45		60		80		110		160		200		260		315		400	
冲力发生位置	Rated tonnage point	mm	1	3.2	3.2	1.6	3.2	1.6	3.2	1.6	4	2	4	2	6	3	6	3	6	3	6	3	7	3.5	7	3.5
每分钟行程数 变 速	Speed changing	s.p.m	120-180	60-140	60-140	130-200	40-120	110-180	40-100	100-150	35~90	80-120	35-80	80-120	30-60	60-90	20-50	40-70	20-50	40-70	20-50	50-70	20-40	40-50	20-35	35-50
每分钟行程数 定 速	Stable speed	s.p.m	130	110	110		85		75		65		65		50		35		35		30		30		30	
行 程	Stroke	mm	60	80	60	30	70	40	80	50	120	60	150	70	180	80	200	90	200	90	200	100	250	150	280	170
最大装模高度	Max.die he ight	mm	200	195	200	215	220	235	250	265	310	340	340	380	360	410	400	450	460	510	460	510	500	550	550	600
滑块调整量	Slide adjustment	mm	50	50	50		55		60		75		80		80		100		100		110		120		120	
上工作台尺寸	Slide area	mm	470×250×50	470×250×50	470×250×50		520×285×50		560×340×60		700×400×70		770×420×70		910×470×80		990×550×90		990×550×90		1130×630×90		1130×700×100		1130×750×110	
下工作台尺寸	Bolster area	mm	680×300×70	680×300×65	680×300×70		800×400×70		850×440×80		900×500×80		1000×550×90		1150×600×110		1250×760×140		1350×820×140		1500×820×160		1500×840×180		1600×900×200	
模 柄 孔	Shank hole	mm	Ø38.1	Ø38.1	Ø38.1		Ø38.1		Ø38.1		Ø50		Ø50		Ø50		Ø65		Ø65		Ø65		Ø65		Ø65	
主电动机	Main motor	kw.p	2.2×6	3.7×4	3.7×4		3.7×4		5.5×4		5.5×4		7.5×4		11×4		15×4		18.5×4		22×4		30×4		37×4	
滑块调整电机	Slide adjust device		手动 Manual operation										电动 Electrial driving													
使用空气压力	Air pressure	Mpa	0.6	0.6	0.6		0.6		0.6		0.6		0.6		0.6		0.6		0.6		0.6		0.6		0.6	
冲床精度	Presses precision		GB(JIS)1class 一级	GB(JIS)1class 一级	GB(JIS)1class 一级		GB(JIS)1class 一级		GB(JIS)1class 一级		GB(JIS)1class 一级		GB(JIS)1class 一级		GB(JIS)1class 一级		GB(JIS)1class 一级		GB(JIS)1class 一级		GB(JIS)1class 一级		GB(JIS)1class 一级		GB(JIS)1class 一级	
冲床(长×宽×高)	Presses dimension	mm	1236×830×1920	1280×850×2200	1280×850×2200		1380×900×2400		1575×950×2500		1595×1000×2800		1800×1100×2800		1900×1300×3200		2420×1390×3465		2420×1490×3612		2735×1780×4070		2780×1850×4470		2870×1980×4830	
模垫能力	Die cushion capacity	ton	-	-	-		2.3		2.3		3.6		3.6		6.3		10		10		14		14		14	
模垫行程长	Stroke	mm	-	-	-		50		50		70		70		80		80		80		100		100		100	
模垫有效面积	Die cushion effective area	mm^2	-	-	-		300×230		300×230		350×300		450×310		500×350		650×420		650×420		710×480		810×480		810×480	

上工作台 Slide

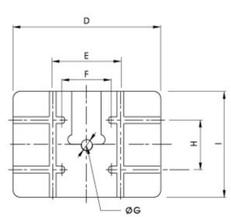

下工作台 Bolster

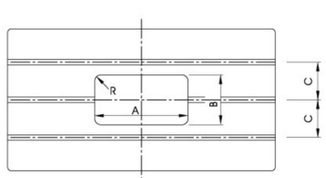

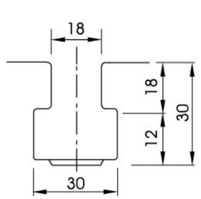

T型沟 I 型

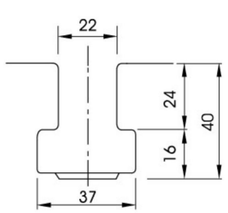

T型沟 II 型

Model	A	B	C	D	E	F	G	H	I	T型沟
APA-15	240	120	90	470	–	150	ø 38.1	80	250	I
APA-25A	240	120	90	470	–	150	ø 38.1	80	250	I
APA-25	240	120	90	470	–	150	ø 38.1	80	250	I
APA-35	280	140	120	520	–	160	ø 38.1	100	285	I
APA-45	300	150	120	560	–	210	ø 38.1	120	340	I
APA-60	320	160	150	700	220	220	ø 50	160	400	II
APA-80	360	180	150	770	300	220	ø 50	180	420	II
APA-110	400	200	160	910	300	220	ø 50	220	470	II
APA-160	440	220	220	990	300	175	ø 65	220	550	II
APA-200	480	240	280	990	420	200	ø 65	300	550	II
APA-260	520	260	290	1130	420	200	ø 65	300	630	II
APA-315	520	260	290	1130	420	200	ø 65	300	700	II
APA-400	520	260	290	1130	420	200	ø 65	300	700	II

OCP SERIES

High precision power press machine

80T~315Tons

OCP系列高精密强力钢架冲床

- In order to guarantee relative stationarity of machine operation, it is necessary to balance two balancers.
- Moulding-adjustment precision is as high as 0.1mm, safe, speedy, and reliable.

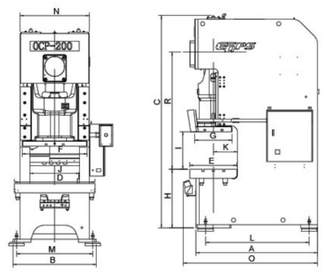

- 为保证机器运转的相对平稳性，采用对称两只平衡器装置设计方式。
- 调模精密高达0.1mm，安全、便捷、可靠。

性能特点 Performance feature

- With high rigidity rack design, they are welded with the use of high-quality steel plates, through relieving of internal stresses, so that stability and reliability of the whole machine in precision are enhanced.
- Consistent driving center and machine center to guarantee accurate and stable punching.
- Through hard oxidation and grinding, such parts as bent axles, gear sets, and connecting rods possess higher combination property and tolerance.
- Adopt highly sensitive and reliable clutch/brake and internationally top duplex magnetic valve, as well as overload protection devices, to guarantee precision and safety for operation and stop of press rams.
- Machine's structural design shall be reasonable, for the convenience of realizing automatic production, reducing cost, and improving efficiency.
- Possess advanced design concepts, low noise, low consumption, and energy saving.

- 高钢性机架设计，采用优质钢板焊制，经过消除内应力工艺处理，提高了整机精度的稳定性和可靠性能。
- 传动中心与机器整体的中心一致，确保冲压的精确、稳定。
- 曲轴、齿轮组、连杆等部件，经硬氧化和研磨等工艺处理后，具有极高的综合性能和耐度性。
- 采用高度灵敏、可靠的离合器/刹车器装置和国际顶尖的双联电磁阀，过载保护装置，确保压力机滑块运转及停止的精确性与安全性。
- 机器结构设计合理，便于实现自动化生产，降低成本，提高效率。
- 先进的设计理念，低噪音，低消耗，节省能源。

标准配置 Standard configuration

> 湿式离合器	> High performance wet clutch & brake
> 变频器	> Inverter
> 油压式过载保护装置	> Hydraulic over-load protector
> 电动式黄油润滑装置	> Electrical automatic lubrication system
> 电动式滑块调整装置	> Slide adjust device
> 电动式模高指示器	> Die hight indicator
> 滑块及模具平衡装置	> Balance device
> 旋转凸轮开关	> Rotary cam switch
> 误送检测装置	> Misfeed detection consent
> 电源插座	> Power supply
> 曲轴角度指示器	> Crank angle indicator
> 计数器	> Electrical stroke counter
> 空气源接头	> Air source connector
> 二度落保护装置	> Against over-run safety device
> 喷风装置	> Air ejector
> 维护工具及工具箱	> Maintenance tool box
> 使用说明书	> Operation manual

选择配置 Optional configuration

> 气压模垫装置	> Pneumatic die cushion device
> 脚踏开关	> Foot switch
> 快速换模装置 (举模器、夹模器或移模臂)	> Quick die change device (die lifter, clamp and die arm sepjes)
> 滑块上部打料装置	> Slide knock-out device
> 防震脚	> Anti-vibration press mount
> 光电保护装置	> Photo-electronic safety device
> 送料机(空气、机械及NC各类)	> Feeder
> 料架	> Uncoiler
> 矫平机	> Straightener
> 机械手	> Mechanism hand
> 模具照明装置	> Die light
> 触摸屏(预断、预裁、总计数)	> Touch screen(preset, total counter)
> PAC100控制系统	> PAC 100 counter system
> 人机控制系统	> Human-computer counter system

Overall dimension 外型尺寸

规格 Pecification	OCP-80	OCP-110	OCP-160	OCP-200	OCP-260	OCP-315
A	1585	1745	1970	2115	2325	2325
B	1025	1160	1280	1445	1630	1630
C	2712	2940	3383	3690	4145	4145
D	1000	1150	1250	1400	1550	1550
E	600	680	760	820	840	840
F	800	930	990	1130	1130	1130
G	460	520	580	650	700	700
H	830	845	915	1020	1120	1120
I	480	530	600	650	700	700
J	601	660	760	865	950	950
K	310	350	390	420	430	430
L	1000	1200	1660	1800	2010	2010
M	935	1060	1180	1325	1500	1500
N	825	950	1070	1205	1350	1350
O	1802	1962	2210	2332	2542	2542

技术参数 Technical parameters

名 称		Name	单位	OCP-80		OCP-110		OCP-160		OCP-200		OCP-260		OCP-315	
型 式		Model		V型	H型	V型	H型	V型	H型	V型	H型	V型	H型	V型	H型
吨 数		Capacity	ton	80		110		160		200		260		315	
冲力发生位置		Rated tonnage point	mm	5	3.2	5	3.2	6	4	6	4	6	4	6	4
每分钟行程数	变 速	Speed changing	s.p.m	40-75	65-140	30-65	60-130	20-50	50-100	20-50	45-95	20-40	35-75	20-40	35-75
	定 速	Stable speed	s.p.m	65	100	50	90	45	80	35	65	30	55	30	55
行 程		Stroke	mm	150	60	180	70	200	80	200	100	250	100	250	100
最大装模高度		Max.die he ight	mm	330	375	350	405	400	460	450	500	450	525	450	525
滑块调整量		Slide adjustment	mm	80		90		100		110		120		120	
上工作台尺寸		Slide area	mm	800×460×70		930×520×80		990×580×90		1130×650×90		1130×700×100		1130×700×100	
下工作台尺寸		Bolster area	mm	1000×600×100		1150×680×120		1250×760×150		1400×820×160		1550×840×180		1550×840×180	
模 柄 孔		Shank hole	mm	Ø50		Ø50		Ø65		Ø65		Ø65		Ø65	
主电动机		Main motor	kw.p	7.5×4		11×4		15×4		15×4		18.5×4		22×4	
滑块调整电机		Slide adjust device		电动 Electrial driving											
使用空气压力		Air pressure	Mpa	0.6		0.6		0.6		0.6		0.6		0.6	
冲床精度		Presses precision		GB(JIS)1class 一级		GB(JIS)1class 一级		GB(JIS)1class 一级		GB(JIS)1class 一级		GB(JIS)1class 一级		GB(JIS)1class 一级	
冲床(长×宽×高)		Presses dimension	mm	1185×1755×1655		1315×1935×2885		1680×2190×3390		1730×2340×3690		1900×2542×4140			
模垫能力		Die cushion capacity	ton	6.3		8		10		10		14		14	
模垫行程长		Stroke	mm	70		80		80		80		100		100	
模垫有效面积		Die cushion effective area	mm^2	500×350		500×350		620×410		710×480		710×480		710×480	

上工作台 Slide

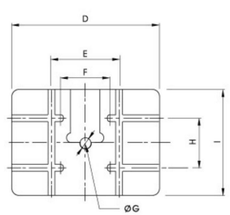

下工作台 Bolster

T型沟 I 型　　T型沟 II 型

Model	OCP-80	OCP-110	OCP-160	OCP-200	OCP-260	OCP-315
A	360	400	440	480	520	520
B	180	200	220	240	260	260
C	150	160	220	280	290	290
D	800	930	990	1130	1130	1130
E	300	300	300	300	300	300
F	220	220	175	200	200	200
G	ø 50	ø 50	ø 65	ø 65	ø 65	ø 65
H	180	220	220	300	300	300
I	460	520	580	650	700	700
T型沟	II	II	II	II	II	II

APC SERIES

Double-crank precision steel frame press

110T~315Tons

APC系列双曲轴精密钢架冲床



- With high rigidity rack design, they are welded with the use of high-quality steel plates, through relieving of internal stresses, so that stability and reliability of the whole machine in precision are enhanced.
- 高刚性机架设计，采用优质钢板焊制，经过消除内应力工艺处理。提高了整机精度的稳定性和可靠性能。

性能特点 Performance feature

- Hight steel performance frame, large center span of the conneeting rod, strong anti partial load, optimize design.
- In order to guarantee relative stationarity of machine operation, it is necessary to balance two balancers.
- Moulding-adjustment precision is as high as 0.1mm, safe, speedy, and reliable.
- Through hard oxidation and grinding, such parts as bent axles, gear sets, and connecting rods possess higher combination property and tolerance.
- Adopt highly sensitive and reliable clutch/brake and internationally top duplex magnetic valve, as well as overload protection devices, to guarantee precision and safety for operation and stop of press rams.
- Machine's structural design shall be reasonable, for the convenience of realizing automatic production, reducing cost, and improving efficiency.
- Possess advanced design concepts, low noise, low consumption, and energy saving.

- 高钢性能机架，连杆中心跨度大，抗偏载强，优化设计。
- 为了保证机器运转的相对稳定性，采用对称平衡器装置设计方式。
- 调整精密高达0.1mm，安全、便捷、可靠。
- 曲轴、齿轮组、连杆等部件，经硬氧化和研磨等工艺处理后，具有极高的综合性能和耐用性。
- 采用高度灵敏、可靠的离合器/刹车器装置和国际顶尖的双联电磁阀，过载保护装置，确保压力机滑块运转及停止的精确性与安全性。
- 机器结构设计合理，便于实现自动化生产，降低成本，提高效率。
- 先进的设计理念，低噪音，低能耗，节省能源。

Technical parameters 技术参数

名　称	Name	单位	APC-110		APC-160		APC-200		APC-250		APC-315	
型　式	Model		V	H	V	H	V	H	V	H	V	H
吨　数	Capacity	ton	110		160		200		250		315	
能力发生点	Rated tonnage point	mm	5	3	6	3	6	3	7	3.5	7	3.5
行 程 长	Stroke	mm	180	110	200	130	250	150	280	170	280	170
行 程 数	Stable speed	s.p.m	35-65	50-100	30-55	40-85	25-45	35-70	20-35	30-60	20-35	30-60
最大装模高度	Max.die height	mm	400	435	450	485	500	550	550	605	550	605
滑块调整量	Slide adjustment	mm	100		100		120		120		120	
下工作台尺寸	Bolster area	mm	1800 × 650 ×130		2000 × 760 × 150		2400 × 840 × 170		2700 × 900 × 170		2700×900×170	
上工作台尺寸	Slide area	mm	1400 × 500 × 70		1600 × 550 × 70		1850 × 650 × 95		2100 × 700 × 95		2100 × 700 × 95	
主电动机	Main motor	kw×P	11 × 4		15 × 4		18.5 × 4		22 × 4		30 × 4	
使用空气压力	Air pressure	Mpa	0.6		0.6		0.6		0.6		0.6	
冲床精度	Presses precision		JIS(CNS) 1class 一级									
模垫型式	Die cushion model		Two plate & two cylinders 二板双缸									
模垫能力	Die cushion capacity	ton	3.6 × 2		6.3 × 2		10 × 2		14 × 2		14 × 2	
使用空气压力	Air pressure	Mpa	0.6		0.6		0.6		0.6		0.6	
模垫行程长	Stroke	mm	80		80		80		100		100	
模垫顶板面积	Die cushion work part dimension	mm^2	350 × 235 × 2组		410 × 260 × 2组		540 × 350 × 2组		640 × 470 × 2组		640 × 470 × 2组	

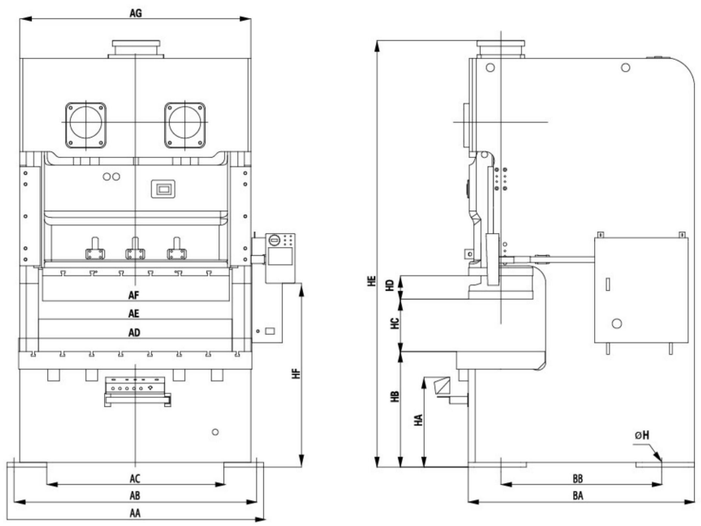

Overall dimension 外型尺寸

规格 Specification	APC-110		APC-160		APC-200		APC-250		APC-315	
型式 Model	V	H	V	H	V	H	V	H	V	H
AA	2000		2200		2620		3000		3000	
AB	1900		2080		2460		2800		2800	
AC	1360		1520		1820		2200		2200	
AD	1800		2000		2400		2700		2700	
AE	1510		1660		1990		2220		2220	
AF	1400		1600		1850		2100		2100	
AG	1780		1980		2320		2590		2590	
BA	1745		1940		2235		2545		2545	
BB	1295		1380		1885		2195		2195	
BC	650		760		840		900		900	
BD	330		385		425		455		455	
BE	500		550		650		700		700	
HA	(630)		(730)		(790)		(820)		(820)	
HB	830	865	990	1025	1070	1120	1100	1155	1100	1155
HC	400	435	450	485	500	550	550	605	550	605
HD	180	110	200	130	250	150	280	170	280	170
HE	3059		3709		3849		4304		4304	
HF	1240		1440		1570		1680		1680	
ØH	Ø35		Ø47		Ø54		Ø54		Ø54	

标准配置 Standard configuration

> 干式离合刹车器
> 易锻标准操作系统
> 运转模式选择/切/寸动/安全一行程/连续
> 油压过负荷保护装置
> 二度落保护装置
> 双联电磁阀
> 误送检测装置
> 电动滑块调整装置
> 数字式模高指示器（单位0.1mm）
> 电动黄油润滑装置
> 累计计数器6位数
> 预调计数器6位数
> 保养计数器6位数
> 寿命计数器6位数
> 电子式旋转凸轮开关预备6连
> 喷风装置1/2＂一回路
> 空气源接头1/2＂二回路
> 误送检知插座
> 电源插座

> Dry clutch brake
> Standard operating system of yiduan
> Choice/cutting/inch/safe journey/continuation of operating mode
> Oil pressure overload protection device
> Over-run safety device
> Duplex magnetic valve
> Misfeed detection consent
> Electric slider adjusting device
> Digital moulding-height indicator (unit: 0.1 mm)
> Electric butter lubricating device
> Accumulative counter (6 digits)
> Pre-determined counter (6 digits)
> Maintenance counter (6 digits)
> Life counter (6 digits)
> Electronic rotatry cam switch (6 connections)
> Air-blast device 1/2" one circuit
> Air source connector 1/2" two circuit
> Error inspection socket
> Power socket

选择配置 Optional configuration

> 湿式离合刹车器
> 模垫装置
> Vs变速马达
> 触摸屏装置
> 光电安全装置
> 滑块上部顶料装置
> 主马达逆转装置
> 脚踏开关
> 安全挡块及安全插销
> T型双手按钮操作台
> 附检知变联电磁阀
> 防震机械脚
> 快速模具交换
> 上夹模器
> 下夹模器
> 举模器
> 移模臂
> 基础螺丝及基础板
> 自动送料装置
> 三合一NC矫直送料机
> Nc滚轮送料机
> 二合一料架兼矫直机
> 矫直机(整平机)

> Wet clutch brake
> Die cushion device
> Vs variable-speed motor
> Touch-screen device
> Photo-electric safety device
> Upper slider feeding device
> Main motor inversion device
> Foot switch
> Safety dog and safety latch
> T-type two-hand button operating floor
> Inspection variable-connection magnetic valve
> Anti-vibration mechanical foot
> Rapid tooling exchange
> Upper die clamper
> Lower die clamper
> Die lifter
> Mould-shift arm
> Basic bolt and soleplate
> Automatic feeder device
> Three-in-one NC straightening feeder
> NC Roll feeder
> Three-in-one feeder and straightening machine
> Leveller

APD SERIES

Semi-closed high-precision steel frame press

80T~315Tons

APD系列半闭式高精密强力钢架冲床

- Through hard oxidation and grinding, such parts as bent axles, gear sets, and connecting rods possess higher combination property and tolerance.
- Adopt highly sensitive and reliable clutch/brake and internationally top duplex magnetic valve, as well as overload protection devices, to guarantee precision and safety for operation and stop of press rams.
- Machine's structural design shall be reasonable, for the convenience of realizing automatic production, reducing cost, and improving efficiency.
- Possess advanced design concepts, low noise, low consumption, and energy saving.

Performance feature

- With high rigidity rack design, they are welded with the use of high-quality steel plates, through relieving of internal stresses, so that stability and reliability of the whole machine in precision are enhanced.
- Consistent driving center and machine center to guarantee accurate and stable punching.
- In order to guarantee relative stationarity of machine operation, it is necessary to balance two balancers.
- Moulding-adjustment precision is as high as 0.1mm, safe, speedy, and reliable.
- 高刚性机架设计，采用优质钢板焊制，经过消除内应力工艺处理。提高了整机精度的稳定性和可靠性能。
- 传动中心与机器整体的中心一致，确保冲压的精确、稳定。
- 为保证机器运转的相对平稳性，采用对称平衡器装置设计方式。
- 调整精密高达0.1mm，安全、便捷、可靠。

性能特点

- 曲轴、齿轮组、连杆等部件，经硬氧化和研磨等工艺处理后，具有极高的综合性能和耐用性。
- 采用高度灵敏、可靠的离合器/刹车器装置和国际顶尖的双联电磁阀，过载保护装置，确保压力机滑块运转及停止的精确性与安全性。
- 机器结构设计合理，便于实现自动化生产，降低成本，提高效率。
- 先进的设计理念，低噪音，低能耗，节省能源。

标准配置 Standard configuration

> 变频器	> Inverter
> 油压式过载保护装置	> Hydraulic overload protector
> 电动式黄油润滑装置	> Electrical automatic lubrication system
> 电动式滑块调整装置	> Electric slider adjusting device
> 电动式模高指示器	> Electric moulding-height indicator
> 滑块及模具平衡装置	> Slider and mould balancing device
> 误送检测装置	> Misfeed detection consent
> 电源插座	> Power socket
> 旋转凸轮开关	> Rotary cam switch
> 曲轴角度指示器	> Crank angle indicator
> 计数器	> Counter
> 空气源接头	> Air source connector
> 二度落保护装置	> Over-run safety device
> 维护工具及工具箱	> Maintenance tool and tool box
> 使用说明书	> Operating manual

选择配置 Optional configuration

> 气压模垫装置	> Air die cushion device
> 预裁计数器	> Preset counter
> 预断计数器	> Preset counter
> 脚踏开关	> Foot switch
> 快速换模装置 (举模器、夹模器或移模臂)	> Quick die change device (Die lifter, die clamper, or mould-shift arm)
> 滑块上部打料装置	> Feeding device on the slider
> 防震脚	> Anti-vibration foot
> 光电保护装置	> Photo-electric safety device
> 送料机(空气、机械及NC各类)	> Feeder (air, machinery, and NC)
> 料架	> Uncoiler
> 矫平机	> Straigtener
> 机械手	> Mechanism hand
> 模具照明装置	> Die lighting device
> 左(右)侧送料装置	> Left (right) feeding device
> 人机控制系统	> Hunman-computer counter system

上工作台 Slide

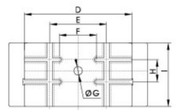

下工作台 Bolster

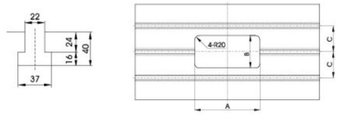

MODEL	A	B	C	D	E	F	G	H	I
APD-80	360	180	150	700	300	220	Ø 50	180	420
APD-110	400	200	160	830	300	220	Ø 50	220	470
APD-160	440	220	220	910	300	175	Ø 65	220	550
APD-200	480	240	280	1050	420	200	Ø 65	300	630
APD-260	520	260	290	1130	420	200	Ø 65	300	700
APD-315	540	280	300	1130	450	200	Ø 65	300	750

技术参数 Technical parameters

名　称	Name	单位	APD-80		APD-110		APD-160		APD-200		APD-260		APD-315	
型　式	Model		V型	H型	V型	H型	V型	H型	V型	H型	V型	H型	V型	H型
吨　数	Capacity	ton	80		110		160		200		260		315	
冲力发生位置	Rated tonnage point	mm	4	2	6	3	6	3	6	3	7	3.5	7	3.5
行　程	Stroke	mm	150	70	180	80	200	90	200	100	250	150	280	170
最大装模高度	Max.die height	mm	340	380	360	410	460	510	460	510	500	550	550	600
每分钟行程数	Speed changing	s.p.m	35-80	80-120	30-60	60-90	20-50	40-70	20-50	50-70	20-40	40-50	20-35	30-50
滑块调整量	Slide adjustment	mm	80		80		100		110		120		120	
上工作台尺寸	Slide area	mm	700×420×70		830×470×80		910×550×90		1050×630×90		1130×700×100		1130×750×110	
下工作台尺寸	Bolster area	mm	910×550×90		1100×590×110		1200×800×140		1400×820×160		1540×840×190		1560×900×200	
主电动机	Main motor	kw×p	7.5×4		11×4		15×4		18.5×4		22×4		30×4	
滑块调整电机	Slide adjust device		电动 Electrial driving											
使用空气压力	Air pressure	Mpa	0.6		0.6		0.6		0.6		0.6		0.6	
冲床(长×宽×高)	Presses dimension	mm	1300×1890×3000		1420×1985×3200		1600×2200×3650		1750×2500×4200		2080×2895×4470		2100×2925×4650	
冲床精度	Presses precision		GB(JIS)1class 一级											
模垫能力	Die cushion capacity	ton	3.6		6.3		10		14		14		14	
模垫行程长	Stroke	mm	70		80		80		100		100		100	
模垫有效面积	Die cushion effective area	mm^2	450×310		500×350		620×410		710×480		810×480		810×480	

APE SERIES

Closed double-crank
precision steel frame press

160T~600Tons

APE系列闭式门型双曲轴
精密钢架冲床

- With high rigidity rack design, they are welded with the use of high-quality steel plates, through relieving of internal stresses, so that stability and reliability of the whole machine in precision are enhanced.

- 高刚性机架设计，采用优质钢板焊制，经过消除内应力工艺处理。提高了整机精度的稳定性和可靠性能。

性能特点 Performance feature

- Hight steel performance frame, large center span of the conneeting rod, strong anti partial load, optimize design.
- In order to guarantee relative stationarity of machine operation, it is necessary to balance two balancers.
- Moulding-adjustment precision is as high as 0.1mm, safe, speedy, and reliable.
- Through hard oxidation and grinding, such parts as bent axles, gear sets, and connecting rods possess higher combination property and tolerance.
- Adopt highly sensitive and reliable clutch/brake and internationally top duplex magnetic valve, as well as overload protection devices, to guarantee precision and safety for operation and stop of press rams.
- Machine's structural design shall be reasonable, for the convenience of realizing automatic production, reducing cost, and improving efficiency.
- Possess advanced design concepts, low noise, low consumption, and energy saving.

- 高钢性能机架，连杆中心跨度大，抗偏载强，优化设计。
- 为了保证机器运转的相对稳定性，采用对称平衡器装置设计方式。
- 调整精密高达0.1mm，安全、便捷、可靠。
- 曲轴、齿轮组、连杆等部件，经硬氧化和研磨等工艺处理后，具有极高的综合性能和耐用性。
- 采用高度灵敏、可靠的离合器/刹车器装置和国际顶尖的双联电磁阀，过载保护装置，确保压力机滑块运转及停止的精确性与安全性。
- 机器结构设计合理，便于实现自动化生产，降低成本，提高效率。
- 先进的设计理念，低噪音，低能耗，节省能源。

技术参数 Technical parameters

名　称	Name	单位	APE-160		APE-200		APE-250		APE-300		APE-400		APE-500		APE-600	
型　式	Model		S	H	S	H	S	H	S	H	S	H	S	H	S	H
吨　数	Capacity	ton	160		200		250		300		400		500		600	
冲力发生位置	Rated tonnage point	mm	6	3	6	3	7	3	7	3	7	3	10	6	10	6
行　程	Stroke	mm	180	130	250	150	280	170	300	170	300	170	300	180	300	180
每分钟行程数	Speed changing	s.p.m	30-55	40-85	20-50	35-70	20-40	30-60	20-35	30-50	20-30	20-40	18-25	20-30	15-25	20-30
最大装模高度	Max.die height	mm	450	400	500	450	550	450	550	450	550	450	580	480	600	500
滑块调整量	Slide adjustment	mm	100		120		120		120		120		120		120	
上工作台尺寸	Slide area	mm	1600 × 650		1850 × 750		2300 × 900		2300 × 900		A:2300 × 1000 B:2500 × 1000 C:2900 × 1000		3000 x 1000		3200 x 1100	
下工作台尺寸	Bolster area	mm	1800 × 760		2200 × 940		2500 × 1000		2500 × 1000		A:2500 × 1000 B:2800 × 1000 C:3200 × 1000		3300 x 1200		3500 x 1200	
侧向开口	Side opening	mm	700 × 450		900 × 600		900 × 600		900 × 600		900 x 600		1000 x 750		1100 x 750	
主电动机	Main motor	Kw×P	15 × 4		18.5 × 4		22 × 4		30 × 4		37 x 4		45 x 4		55 x 4	
滑块调整电机	Slide adjust device	Kw×P	1× 4		2× 4		2× 4		2 × 4		2 x 4		3 x 4		1 x 4	
使用空气压力	Air pressure	Mpa	0.6		0.6		0.6		0.6		0.6		0.6		0.6	
冲床精度	Presses precision		GB(JIS)1class 一级													

APE系列闭式门型双曲轴精密钢架冲床

CLOSED DOUBLE-CRANK PRECISION STEEL FRAME PRESS OF APE SERIES

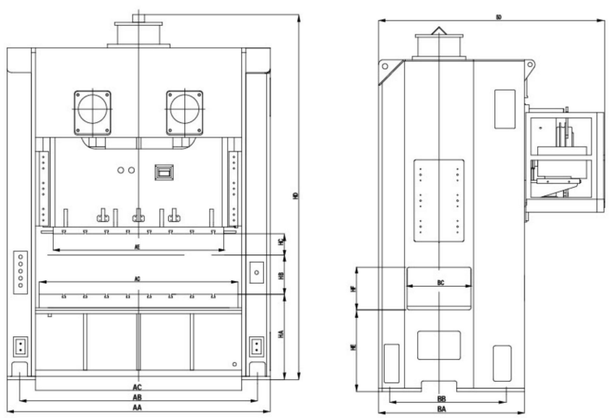

Overall dimension　外型尺寸

规格 Specification	APE-160		APE-200		APE-250		APE-300		APE-400		APE-500		APE-600	
型式 Model	S	H	S	H	S	H	S	H	S	H	S	H	S	H
AA	2590		3000		3600		3600		A:3500/B:3700/C:4100		4300		4700	
AB	2240		2650		3250		3250		A:3150/B:3350/C:3750		3900		4250	
AC	1800		2200		2500		2500		A:2500/B:2800/C:3200		3300		3500	
AD	1880		2290		2800		2800		A:2700/B:2900/C:3300		3400		3650	
AE	1600		1850		2300		2300		A:2300/B:2500/C:2900		3000		3200	
BA	1400		1600		1815		1865		2050		2210		2550	
BB	1200		1260		1375		1505		1550		1760		2200	
BC	700		900		900		900		900		1000		1100	
BD	2150		2800		3024		3040		3164		3510		3900	
HA	800		1000		1150		1200		1200		1345		1400	
HB	450	400	500	450	550	450	550	450	550	450	580	480	600	500
HC	190	130	250	150	280	170	300	170	300	170	300	180	300	180
HD	3400	3300	4116	3966	4330	4040	4535	4570	4850	4650	5500	5620	6100	5870
HE	900		940		1000		1000		1150		1290		1350	
HF	450		600		600		600		600		750		750	

标准配置　Standard configuration

> 干式离合刹车器
> 易锻标准操作系统
> 运转模式选择/切/寸动/安全一行程/连续
> 油压过负荷保护装置
> 二度落保护装置
> 双联电磁阀
> 误送检测装置
> 电动滑块调整装置
> 数字式模高指示器(单位0.1mm)
> 电动黄油润滑装置
> 累计计数器6位数
> 预调计数器6位数
> 保养计数器6位数
> 寿命计数器6位数
> 电子式旋转凸轮开关预备6连
> 喷风装置1/2＂一回路
> 空气源接头1/2＂二回路
> 误送检知插座
> 电源插座

> Dry clutch brake
> standard operating system of yiduan
> Choice/cutting/inch/safe journey/continuation of operating mode
> Oil pressure overload protection device
> Over-run safety device
> Duplex magnetic valve
> Misfeed detection consent
> Electric slider adjusting device
> Digital moulding-height indicator (unit: 0.1 mm)
> Auto grease pump device
> Accumulative counter (6 digits)
> Pre-determined counter (6 digits)
> Maintenance counter (6 digits)
> Life counter (6 digits)
> Electronic rotatry cam switch (6 connections)
> Air-blast device 1/2" one circuit
> Air source connector 1/2" two circuit
> Error inspection socket
> Power socket

选择配置　Optional configuration

> 湿式离合刹车器
> 模垫装置
> Vs变速马达
> 触摸屏装置
> 光电安全装置
> 滑块上部顶料装置
> 主马达逆转装置
> 脚踏开关
> 安全挡块及安全插销
> T型双手按钮操作台
> 附检知变联电磁阀
> 防震机械脚
> 快速模具交换
> 上夹模器
> 下夹模器
> 举模器
> 移模臂
> 基础螺丝及基础板
> 自动送料装置
> 三合一NC矫直送料机
> Nc滚轮送料机
> 二合一料架兼矫直机
> 矫直机(整平机)

> Wet clutch brake
> Die cushion device
> Vs variable-speed motor
> Touch-screen device
> Photo-electric safety device
> Upper slider feeding device
> Main motor inversion device
> Foot switch
> Safety dog and safety latch
> T-type two-hand button operating floor
> Inspection variable-connection magnetic valve
> Anti-vibration mechanical foot
> Rapid tooling exchange
> Upper die clamper
> Lower die clamper
> Die lifter
> Mould-shift arm
> Basic bolt and soleplate
> Automatic feeder device
> Three-in-one NC straightening feeder
> NC Roll feeder
> Three-in-one feeder and straightening machine
> Leveller

APK SERIES

Single-point high-speed type press

80T~200Tons

APK系列单点高速龙门冲床

Performance feature

- Control machine tools' actions with the use of rotary encoder and adopt human-computer interface system, for the convenience of human-computer communication.
- Lock connecting rod oil pressure and enhance precision of bottom dead center.
- With huge cost performance, they apply to motor totor punching.

性能特点

- 使用旋转编码器控制机床各动作，采用人机界面系统，便于人与机床的沟通。
- 连杆螺纹油压锁紧，提高下死点精度。
- 极大的性价比，适合电机定转子冲压。

标准配置 Standard configuration

> 电动式模高调整
> 模高显示精度0.01mm
> 寸动定位装置
> 三组批量控制
> 二组误送检出
> 连动、单动具有0º及90º定位功能
> 主马达正逆转装置
> 油压式滑块固锁装置
> 独立式电控箱
> 主马达变频器控制

> Electric moulding-height adjustmnet
> Moulding-height display precision: 0.01mm
> Inch positioning device
> Three-group batch control
> Two-group misfeed inspection
> Inter-action and single-action tools have 0º and 90º locate function
> Forward/reverse device
> Oil-pressure slider fixed-locking device
> Independent electric control box
> Main motor transducer control

选择配置 Optional configuration

> 下死点精密检测器
> 快速夹模装置
> 高速送料机
> 双头油压开卷机
> 整平出料机
> 防震装置
> 冲压控制器

> Bottom dead center precision detector
> Quick die-clamping device
> High-speed feeder
> Double-end oil-pressure uncoiler
> Leveling discharging machine
> Shockproof device
> Stamping controller

技术参数 Technical parameters

名　称	Name	单位	APK-80	APK-125		APK-160	APK-200
吨数	Capacity	ton	80	125		160	200
冲力发生位置	Rated tonnage point	mm	2	3		3	3
行 程	Stroke	mm	30	20	30	30	30
行程数	Speed changing	s.p.m	160~280	160~280	160~240	160~220	150~200
最大装模高度	Max.die height	mm	360	400		400	400
滑块调整量	Slide adjustment	mm	50	50		50	50
立柱间距离	Distance between the column	mm	920	1160		1360	1320
上工作台尺寸	Slide area	mm	800x500	1000x550		1200x600	1200x600
下工作台尺寸	Bolster area	mm	900x500	1100x600		1300x700	1300x800
下料孔	Material hole	mm	450x150	600x150		600x250	600x250
主电动机	Main motor	kwxp	11	18.5		22	30
使用空气压力	Air pressure	Mpa	0.6	0.6		0.6	0.6
冲床精度	Presses precision		GB(JIS)1class 一级				

STS SERIES

Single crank precision press machine

200T~1000Tons

STS系列单曲柄精密冲床

- Mix European, American, and Japanese advanced technologies/functional structure CAE dynamic simulation optimization design .
- High-rigidity lathe bed high-quality steel profiling welding or in-block casting part tempering/ vibration stress processing .
- 融合欧美、日本先进技术/机能结构CAE动态仿真优化设计。
- 高刚性床身优质钢仿形焊制或整体铸造件回火振动应力处理。

- High-standard fabrication processing of such key parts as gears and bent axles through hard chrome plating/nitriding/grinding .
- Such high-level configurations as high-performance controllers/drive parts/electromagnetic clutches/ steam-driven elements and bearings .
- 齿轮、曲轴等主关零部件经镀硬铬/氮化/研磨高标准工艺处理。
- 高性能控制器/驱动部件/电磁离合器/汽动元件、轴承等高端配置。

性能特点 Performance feature

- Technical grade of international stamping equipment and inspection of machine index
- High-response multi-functional superposition expansion/high-quality industrial control processor
- High-memory module/individual design franchised software compilation
- High-compatibility multi-axial variable speed drive/automation equipment onboard expansion
- High-intelligent human-computer interface/high-frequency real-time control/Ethernet & USB interface

- 国际冲压a设备技术等级，机器指标的测验
- 高响应多功能叠加扩容/高品质工控处理器
- 高内存级模块/个性设计特许软件编制
- 高兼容多轴向变速驱动/自动化装备线机载扩展
- 高智能人机界面/高频响实时控制/以太网&USB端口

标准配置 Standard configuration

> 油压过负荷保护装置	> Hydraulic overload protector
> 电动滑块调整装置	> Electric slider adjusting device
> 数字式模高指示器(单位:0.1mm)	> Digital moulding-height indicator (unit: 0.1 mm)
> 滑块模具平衡装置	> Slider and mould balancing device
> 旋转凸轮开关	> Rotary cam switch
> 曲轴角度指示器	> Crank angle indicator
> 循环集中式润滑给油装置	> Circulation centralization lubrication oil feeding device
> 电磁式行程计数器	> Electromagnetic journey counter
> 二度落保护装置	> Over-run safety device
> 可程控器	> Programmable controller
> 移动式T型操作台	> Mobile T-type operating floor
> 空气源接头	> Air source connector
> 独立式电气控制箱	> Indepence electtric control cabinet
> 维护工具及工具箱	> Maintenance tool and tool box

选择配置 Optional configuration

> 模垫	> Die cushion
> 滑块上部打料装置	> Slider knock-out device
> 模具照明灯	> Mould lamp
> 主马达正反转装置	> Main motor forward/reverse device
> 光电安全装置	> Photo-electric safety device
> 安全槽块及安全插销	> Safety groove and safety pin
> 预调计数器(6位数)	> Pre-determined counter (6 digits)
> 荷重检知装置	> Loading inspection device
> 误送检知装置	> Misfeed detection consent
> 变频器	> Inverter
> 基础螺丝及基础板	> Basic bolt and soleplate
> 防震装置	> Anti-vibration foot
> 安全架及安全梯	> Safety shelf and safety ladder
> 电源插座	> Power socket
> 快速换模装置	> Quick die change device

Technical parameters 技术参数

名 称	Name	单位	STS-200		STS-250		STS-300		STS-400		STS-500		STS-600		STS-800		STS-1000	
吨 数	Capacity	ton	200	200	250	250	300	300	400	400	500	500	600	600	800	800	1000	1000
能力发生位置	Rated tonnage point	mm	4	7	4	7	9	7	9	7	13	7	7	13	7	13	7	13
行程	Stroke	mm	40	250	40	280	300	170	300	200	350	250	250	350	250	300	250	300
每分钟行程数	Speed changing	s.p.m	60-130	20-40	50-110	20-40	20-35	20-35	20-30	20-40	15-25	15-30	15-25	15-20	15-25	10-20	15-25	15-20
最大装模高度	Max.die height	mm	350	550	380	550	650	550	600	650	650	700	700	650	700	800	700	800
最大上模重量 (空气压5kg/cm²)	Maximum counterbalancer capacity	kg	1000	1200	800	800	1500	1500	1500	1500	1500	1500	1500	1500	1650	1650	1500	1500
滑块调整量	Slide adjustment	mm	100	150	100	150	150	150	150	150	150	150	150	150	150	150	150	150
上工作台尺寸	Slide area	mm	900x800		900x800		1000x900		1300x1200		1400x1200		1500x1200		1600x1300		1500x1200	
下工作台尺寸	Bolster area	mm	1000x900		1000x900		1100x1000		1400x1200		1500x1200		1600x1200		1700x1400		1600x1200	
台盘厚度	Bolster thickness	mm	170	170	180	180	200	200	200	200	220	220	240	240	245	245	250	250
侧向开口	Side opening	mm	400x 400	400x 400	400x 400	400x 400	400x 500	400x 500	400x 500	400x 500	500x 650	500x 650	500x 650	500x 650	800x 650	800x 650	1000x 750	1000x 750
工作面高度	Height of the top surface of bed from floor level	mm	850	850	850	850	850	850	1090	1090	1200	1200	1350	1350	1200	1200	1200	1200
主电动机	Main Motor	Hpxp	18.5x4		22x4		30x4		37x4		45x4		55x4		75x4		110x4	
滑块调整电机	Slide adjusting moter	kwxp	0.75x4		1.5x4		1.5x4		2.2x4		3x4		3x4		3.7x4		7.5x4	
使用空气压力	Air pressure	Mpa	0.6		0.6		0.6		0.6		0.6		0.6		0.6		0.6	
台身结构	Frame structure		一体式one piece frame								三体式 tie rod type							
冲床精度	Presses precision		GB(JIS)1class 一级															

APF SERIES

Single-crank precision press

80T~600Tons

APF系列单曲柄精密冲床

- Mix European, American, and Japanese advanced technologies/functional structure CAE dynamic simulation optimization design .
- High-rigidity lathe bed high-quality steel profiling welding or in-block casting part tempering/vibration stress processing .
- 融合欧美、日本先进技术/机能结构CAE动态仿真优化设计。
- 高刚性床身优质钢仿形焊制或整体铸造件回火/振动应力处理。

- High-standard fabrication processing of such key parts as gears and bent axles through hard chrome plating/nitriding/grinding .
- Such high-level configurations as high-performance controllers/drive parts/electromagnetic clutches/ steam-driven elements and bearings .
- 齿轮、曲轴等主关零部件经镀硬铬/氮化/研磨高标准工艺处理。
- 高性能控制器/驱动部件/电磁离合器/汽动元件、轴承等高端配置。

性能特点 Performance feature

- Technical grade of international stamping equipment and inspection of machine index
- High-response multi-functional superposition expansion/high-quality industrial control processor
- High-memory module/individual design franchised software compilation
- High-compatibility multi-axial variable speed drive/automation equipment onboard expansion
- High-intelligent human-computer interface/high-frequency real-time control/Ethernet & USB interface

- 国际冲压设备技术等级，机器指标的测验
- 高响应多功能叠加扩容/高品质工控处理器
- 高内存级模块/个性设计特许软件编制
- 高兼容多轴向变速驱动/自动化装备线机载扩展
- 高智能人机界面/高频响实时控制/以太网&USB端口

标准配置 Standard configuration

> 油压过负荷保护装置	> Hydraulic overload protector
> 电动滑块调整装置	> Electric slider adjusting device
> 数字式模高指示器(单位:0.1mm)	> Digital moulding-height indicator (unit: 0.1 mm)
> 滑块模具平衡装置	> Slider and mould balancing device
> 旋转凸轮开关	> Rotary cam switch
> 曲轴角度指示器	> Crank angle indicator
> 电动式黄油润滑装置	> Electrical automatic lubrication system
> 电磁式行程计数器	> Electromagnetic journey counter
> 二度落保护装置	> Over-run safety device
> 可编程控制器	> Programmable controller
> 移动式T型操作台	> Mobile T-type operating floor
> 空气源接头	> Air source connector
> 独立式电气控制箱	> Indepence electtric control cabinet
> 维护工具及工具箱	> Maintenance tool and tool box

选择配置 Optional configuration

> 模垫	> Die cushion
> 滑块上部打料装置	> slider knock-out device
> 模具照明灯	> Mould lamp
> 主马达正反转装置	> Main motor forward/reverse device
> 光电安全装置	> Photo-electric safety device
> 安全槽块及安全插销	> Safety groove and safety pin
> 预调计数器(6位数)	> Pre-determined counter (6 digits)
> 荷重检知装置	> Loading inspection device
> 误送检知装置	> Misfeed detection consent
> 变频器	> Inverter
> 基础螺丝及基础板	> Basic bolt and soleplate
> 防震装置	> Anti-vibration foot
> 安全架及安全梯	> Safety shelf and safety ladder
> 电源插座	> Power socket
> 快速换模装置	> Quick die change device

技术参数 Technical parameters

名 称		Name	单位	APF-80		APF-110		APF-160		APF-200		APF-260		APF-300		APF-400		APF-500	APF-600
型 式		Model		V	H	V	H	V	H	V	H	V	H	V	H	V	H	V	V
吨 数		Capacity	ton			110		160		200		260		300		400		500	600
冲力发生位置		Rated tonnage point	mm	4	2	6	3	6	3	6	3	7	3.5	7	3.5	8	3	10	10
行程长		Stroke	mm	150	70	180	80	200	90	200	100	250	150	300	170	300	200	250	250
每分钟行程数	变数	Speed changing	s.p.m	35-80	80-120	30-60	60-90	20-50	40-70	20-50	50-70	20-40	40-50	20-40	35-50	20-35	35-45	20-30	15-20
	定数	Stable speed	s.p.m	65		50		35		35		30		30		20		20	18
最大装模高度		MAX.die height	mm	340	380	360	410	460	510	460	510	500	550	550	615	550	600	550	550
滑块调整量		Slide adjustment	mm	80		80		100		110		120		120		120		120	120
上工作台尺寸		Slide area	mm	900x500		1000x550		1000x600		1100x650		1200x700		1300x800		1400x900		1400x1000	1500x1200
下工作台尺寸		Bolster area	mm	1000x600x90		1100x600x110		1200x800x140		1300x820x160		1400x840x180		1500x950x200		1600x1000x200		1600x1000x220	1700x1300x240
侧向开口		Side opening	mm	600x450		600x450		600x450		700x600		800x600		900x600		1000x750		1000x800	1000x900
主电动机		Main moter	kw x p	7.5x4		11x4		15x4		18.5x4		22x4		30x4		37x4		45x4	55x4
滑块调整电机		Slide adjus device	kw x p	0.4x4		0.4x4		0.75x4		0.75x4		1.5x4		1.5x4		1.5x4		2.2x4	3.7x4
使用空气压力		Air pressure	Mpa	0.6		0.6	0.6	0.6	0.6	0.6	0.6	0.6	0.6	0.6	0.6	0.6	0.6	0.6	0.6
冲床精度		Presses precision		GB (JIS) class一级															

EDS SERIES

Single crank post guider press

25T~200Tons

EDS系列单曲轴导柱式
钢架冲床

- Moulding-adjustment precision is as high as 0.1mm, safe, speedy, and reliable.
- Through hard oxidation and grinding, such parts as bent axles, gear sets, and connecting rods possess higher combination property and tolerance.

- 调整精密高达0.1mm，安全、便捷、可靠。
- 曲轴、齿轮组、连杆等部件，经硬氧化和研磨等工艺处理后，具有极高的综合性能和耐度性。

性能特点 Performance feature

- Adopt highly sensitive and reliable clutch/brake and internationally top duplex magnetic valve, as well as overload protection devices, to guarantee precision and safety for operation and stop of press rams.
- Machine's structural design shall be reasonable, for the convenience of realizing automatic production, reducing cost, and improving efficiency.
- Possess advanced design concepts, low noise, low consumption, and energy saving.

- 采用高度灵敏、可靠的离合器/刹车器装置和国际顶尖的双联电磁阀，过载保护装置，确保压力机滑块运转及停止的精确性与安全性。
- 机器结构设计合理，便于实现自动化生产，降低成本，提高效率。
- 先进的设计理念，低噪音，低消耗，节省能源。

标准配置 Standard configuration

> 变频器	> Inverter
> 油压式过载保护装置	> Hydraulic overload protector
> 电动式黄油润滑装置	> Electrical automatic lubrication system
> 电动式滑块调整装置	> Electric slider adjusting device
> 触摸屏(预断、预裁、统计数)	> Touch screen (pre-judge, pre-cut, and total count)
> 滑块及模具平衡装置	> Slider and mould balancing device
> 误送检测装置	> Misfeed detection consent
> 电源插座	> Power socket
> 曲轴角度指示器	> Crank angle indicator
> 计数器	> Counter
> 空气源接头	> Air source connector
> 二度落保护装置	> Over-run safety device

选择配置 Optional configuration

> 湿式离合器	> Wet clutch
> 气压模垫装置	> Pneumail die cushion device
> 脚踏开关	> Foot switch
> 快速换模装置(举模器、夹模器或移模臂)	> Quick die change device(Die lifter, die clamper, or die slide knock-out device
> 滑块上部打料装置	> Feeding device on the slider
> 防震脚	> Anti-vibration foot
> 光电保护装置	> Photo-electric safety device
> 送料机 (空气、机械及NC各类)	> Feeder (pneumatil mechanical, and NC)
> 模具照明装置	> Manld lamp

Technical parameters 技术参数

名 称		Name	单位	EDS-25		EDS-35		EDS-45		EDS-60		EDS-80		EDS-110		EDS-160		EDS-200	
型 式		Model		V	H	V	H	V	H	V		V	H	V	H	V		V	
吨 数		Capacity	ton	25		35		45		60		80		110		160		200	
冲力发生位置		Rated tonnage point	mm	3.2	1.6	3.2	1.6	3.2	1.6	4	2	4	2	6	3	6	3	6	3
每分钟行程数	变数	Speed changing	s.p.m	75-135	150-225	60-120	120-230	50-100	100-200	42-85	75-150	37-75	55-110	32-75	50-105	27-55	40-85	25-50	35-70
	定数	Stable speed	s.p.m	125		100		80		70		60		50		45		40	
行 程		Stroke	mm	80	30	80	40	100	50	120	90	130	100	150	110	180	120	200	100
最大装模高度		Max.die height	mm	200	225	210	230	245	270	300	315	320	335	350	370	420	450	460	510
滑块调整量		Slide adjustment	mm	50		55		60		75		80		80		100		100	
上工作台尺寸		Slide area	mm	500 x 250 x 50		600 x 285 x 50		620 x 340 x 60		700 x 400 x 70		850 x 450 x 70		1000 x 470 x 80		1050 x 550 x 90		1150 x 630 x 90	
下工作台尺寸		Bolster area	mm	750 x 300 x 70		870 x 400 x 85		900 x 450 x 110		1100 x 550 x 130		1000 x 550 x 140		1200 x 600 x 150		1350 x 800 x 160		1500 x 840 x 180	
模柄孔		Shank hole	mm	38.1		38.1		38.1		Ø50		Ø50		Ø50		Ø65		Ø65	
主电动机		Main motor	kw.p	3.7 x 4		3.7 x 4		5.5 x 4		5.5 x 4		7.5 x 4		11 x 4		15 x 4		18.5 x 4	
滑块调整机构		Slide adjust device	kw.p	0.2 x 4		0.2 x 5		0.2 x 4		0.4 x 4		0.4 x 4		0.4 x 4		0.75 x 4		0.75 x 4	
使用空气压力		Air pressure	Mpa	0.6		0.6		0.6		0.6		0.6		0.6		0.6		0.6	
冲床精度		Presses precision		GB(JIS)1class一级															
模 垫		Die cusion																	
型 式		Model		-		-		S-240-50		S-240-50		S-300-70		S-350-80		S-400-80		S-400-100	
模垫能力		Die cushion capaxity	ton	-		-		2.3		2.3		3.6		4.7		6.3		6.3	
模垫行程长		Stroke	mm	-		-		50		50		70		80		80		100	
模垫有效面积		Die cusion effective area	mm^2	-		-		300 x 230		300 x 230		350 x 300		450 x 300		500 x350		640 x420	

EDL SERIES

Stroke adjustable strong steel frame press

60T~160Tons

EDL系列行程可调强力钢架冲床

- The precision of mold adjusting up to 0.1mm,safety,reliable and convenient.
- Crank, gear.connect bar are oxidized hardening and milled, having super comprehensive mechanical performance and durable function.

- 调整精密高达0.1mm，安全、便捷、可靠。
- 曲轴、齿轮组、连杆等部件，经硬氧化和研磨等工艺处理后，具有极高的综合性能和耐用性。

性能特点 Performance feature

- Reasonable structural design, is benefit for automation production and reduce cost ,improve efficiency.
- Advanced design principle, low noise, low consumption, low cost , save energy.
- With high rigidity design in machine frame , the machine body is welded of quality steel sheet and treated by tension elimination, improve stability and reliability of precision of the machine.
- Keep the transmission center and machine center in uniformity, guarantee the precision of pressing.
- In order to guarantee the machine running in stable and smooth, adopts the design of symmetrical boards with balancer.
- Six-speed adjustable ram stroke, suitable for a variety of different molds Die height use.

- 机器结构设计合理，便于实现自动化生产，降低成本，提高效率。
- 先进的设计理念，低噪音，低能耗，节省能源。
- 高钢性机架设计，采用优质钢板焊制，经过消除内应力工艺处理，提高了整机精度的稳定性和可靠性能。
- 传动中心与机器整体的中心一致，确保冲压的精确、稳定。
- 为保证机器运转的相对平稳性，采用对称两只平衡器装置设计方式。
- 滑块行程6档可调,适合多种不同装模高度的模具使用

标准配置 Standard configuration

> 变频器	> Inverter
> 油压式过载保护装置	> Hydraulic over-load protector
> 电动式黄油润滑装置	> Electrical automatic lubrication system
>手动式滑块调整装置 (60Tons及以下)	> Manual slide adjust device (60Tons and below)
>电动式滑块调整装置 (80Tons及以上)	> Slide sdjust device(80Tons and above)
>机械式模高指示器 (60Tons及以下)	> Automatic die height indicator (60Tons and below)
>电动式模高指示器 (60Tons及以上)	> Die height indicator(60Tons and above)
> 滑块及模具平衡装置	> Balance device
> 旋转凸轮开关	> Rotary cam switch
> 误送检测装置	> Misfeed detection consent
> 电源插座	> Power supply
> 曲轴角度指示器	> Crank angle indicator
> 计数器	> Electrical stroke counter
> 空气源接头	> Air source receptacle
> 二度落保护装置	> Against over-run safety device
> 喷风装置	> Air ejector
> 维护工具及工具箱	> Maintenance tool box
> 使用说明书	> Operation manual

选择配置 Optional configuration

> 湿式离合器	> Wet clutch & brake
> 气压模垫装置	> Pneumatic die cushion device
> 脚踏开关	> Foot switch
> 快速换模装置(举模器、夹模器或移模臂)	> Quick die change device(die lifter, clamp and die arm sepjes)
> 滑块上部打料装置	> Slide knock-out device
> 防震脚	> Auti-vibration press mount
> 光电保护装置	> Photo-electronic safety device
> 送料机(空气、机械及NC各类)	> Feeder
> 料架	> Uncoiler
> 矫平机	> Straightener
> 机械手	> Mechanism hand
> 模具照明装置	> Die room light
> 触摸屏(预断、预裁、总计数)	> Touch screen(preset, total counter)
> 人机控制系统	> Man-machine contral system

技术参数 Technical parameters

名 称		Name	单位	EDL-60	EDL-80	EDL-110	EDL-160
吨 数		Capacity	ton	60	80	110	160
冲力发生位置		Rated tonnage point	mm	4	4	6	6
每分钟行程数	变 速	Speed changing	s.p.m	35-90	35-80	30-60	20-50
	定 速	Stable speed	s.p.m	65	65	50	35
行 程		Stroke	mm	20-100	25-120	25-160	30-180
最大装模高度		MAX.die height	mm	310	340	370	470
滑块调整量		Slide adjustment	mm	75	80	80	100
上工作台尺寸		Slide area	mm	700×400×70	770×420×70	910×470×80	990×550×90
下工作台尺寸		Bolster area	mm	900×500×80	1000×550×90	1150×600×110	1250×800×140
模 柄 孔		Shank hole	mm	Ø50	Ø50	Ø50	Ø65
主电动机		Main motor	kw.p	5.5×4	7.5×4	11×4	15×4
滑块调整机构		Slide adjust device		手动 Manual operation	电动 Electrial driving		
使用空气压力		Air pressure	Mpa	0.6	0.6	0.6	0.6
冲床精度		Presses precision		GB(JIS)1class 一級	GB(JIS)1class 一級	GB(JIS)1class 一級	GB(JIS)1class 一級
冲床(长×宽×高)		Presses dimension	mm	1595×1000×2800	1800×1100×2800	1900×1300×3200	2420×1390×3465
模垫能力		Die cushion capacity	ton	3.6	3.6	6.3	10
模垫行程长		Stroke	mm	70	70	80	80
模垫有效面积		Die cushion effective area	mm^2	350×300	450×310	500×350	650×420

上工作台 Slide

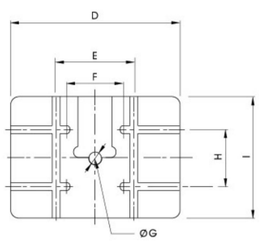

Model	A	B	C	D	E	F	G	H	I	T 型溝
EDL-60	320	160	150	700	220	220	Ø 50	160	400	Ⅱ
EDL-80	360	180	150	770	300	220	Ø 50	180	420	Ⅱ
EDL-110	400	200	160	910	300	220	Ø 50	220	470	Ⅱ
EDL-160	440	220	220	990	300	175	Ø 50	220	550	Ⅱ

下工作台 Bolster

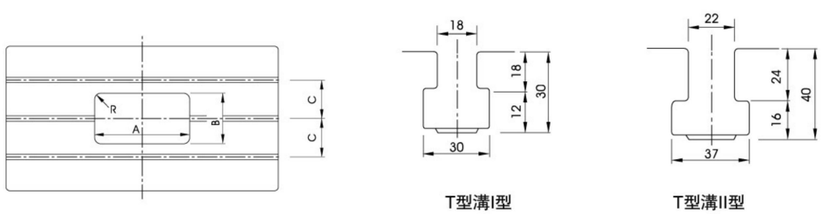

T型溝I型　　T型溝II型

APH SERIES

Gant Type Speed Precision Four Post Guider Press Machine

60T~500Tons

龙门式高速精密六导柱冲床

- HIGH-PRECISION STABILITY AND RELIABILITY

Frame structure, high alloy steel casting(by computer analysis to design the most suitable rack)after elimination of internal stress process, to further improve the precision the indispensable high rigidity rack, to achieve low vibration technology to improve mold life.

- 高精度稳定性和可靠性。高钢合金铸造机架结构（通过计算机解析设计出最合适机架）经过消除内应力工艺处理，进一步提高了对于精度不可缺少的高钢性机架，实现了低噪音和低震动化，提高模具使用寿命。

标准配置 Standard configuration

> 电动式模高调整	> Electric die height adiusting equipment
> 模高显示精度0.01mm	> Digital die height indicator(0.01mm)
> 寸动定位装置	> Micre inching function
> 电脑可记忆30组(套)模具加工资料	> 30 sets memory for die setting data
> 三组批量控制	> Lot: "A" "B" "C",contorl for auto-stacking
> 二组误送检出	> 2 sets of mis-feed detecting receptcle
> 联动、单动具有 0° 级90° 定位功能	> Two way rotation main motor control
> 主机正逆转装置	> Hydraulic clamping unit for die height adjusting
> 油压式滑块固锁装置	> Lubricant cooling device
> 润滑油冷却循环机	> Italy Yu Yi integral clutch brake
> 意大利宇意一体式离合刹车	> Independent electric control box
> 独立式电控箱	> Tool box
> 工作箱	> Work light
> 工作灯	> Inverter control for main motor
> 主机马达变频控制	

选择配置 Optional configuration

> 下死点精密检测器	> Die height detector
> 快速夹模装置	> Hydraulic die clamping device
> 油压举模装置	> Hydraulic die lifting device
> 高速送料机	> Hi-speed gear change feeder
> 双头油压开卷机	> Double head un-coiler
> 整平出料机	> Leveler &"S"loop control
> 油压式防震脚座装置	> Anti-vibration mounts
> 冲压控制器	> F-3SC stamping controller
> 前后隔音安全门	> Two side sound proof safety door

技术参数 Technical parameters

机型	Modelodel	单位	APH-60	APH-80	APH-125	APH-150	APH-200	APH-220	APH-300	APH-350	APH-400	APH-550
											(三点)	(三点)
吨 数	Capacity	ton	60	80	125	150	200	220	300	350	400	550
行 程	Stroke	mm	30	30	30	30	30	30	30	30	30-50	40
每分钟行程数	Strokes per minute	s.p.m	200-800	200-700	150-700	150-700	150-600	150-600	150-400	150-400	150-350	80-250
下工作台尺寸	Bolster area	mm	950×650	1100x750	1200x850	1400x850	1800x950	1900x1000	2200x1000	2400x1000	2800x1200	3300x1300
下料孔	Bolster hole	mm	700x125	800x150	1000x200	1000x200	1300x250	1400x300	2000x300	2200x300	2200x400	3300x500
滑块面积	Slide	mm	950x420	1100x500	1200x600	1400x600	1800x700	1900x750	2200x900	2400x900	2800x1100	3300x1200
模高调整行程	Die height adjustment	mm	300-350	330-380	360-410	360-410	370-420	370-420	400-450	400-450	420x480	500-550
模高调整马达	Adjustment motor	kw	0.4	0.75	0.75	0.75	1.5	1.5	2.2	2.2	3.7	5.2
送料线高度	Linear height	mm	160	175±50	195±50	195±50	200±50	200±50	210±50	210±50	220±50	240±50
主电动机	Main motor	kw	10	22	37	.37	45	45	55	55	75	90

AGH SERIES

Gant Type Speed Precision Four Post Guider Press Machine

125T~300Tons

龙门式高速精密六导柱冲床

- MINIMUM VIBRATION, MINIMUM NOISE

  Outstanding dynamic balancing design reduces vibration andnoise to a minimum.

- PRECISION MAIN SHAFT

  Manufactured from Nickel Chrome Molybedenum alloy steel,hardened and precision ground.

- HIGH POSITIONING ACCURACY

  Sensitive separated type clutcn and brake assure high positioning accuracy and maximum safety guard.

  Plunger guides & slide guides utilize clearance free axial bearings.

- 低振动、低噪音

  优异的动态平衡设计,将振动与噪音降到最低，并可确保模具寿命。

- 精密主轴

  曲轴探用镍铬钼合金钢，经过热处理、研磨等精密加工。

- 定位精准

  强力灵敏之分离式离合器及刹车器，确保定位精度，操作安全.

  滑块导柱:导杆探无间隙轴向轴承。

标准配置 Standard configuration

> 电动式模高调整	> Electric die height adiusting equipment
> 模高显示精度0.01mm	> Digital die height indicator(0.01mm)
> 寸动定位装置	> Micre inching function
> 电脑可记忆30组(套)模具加工资料	> 30 sets memory for die setting data
> 三组批量控制	> Lot: "A" "B" "C",contorl for auto-stacking
> 二组误送检出	> 2 sets of mis-feed detecting receptcle
> 联动、单动具有 0° 级90° 定位功能	> Two way rotation main motor control
> 主机正逆转装置	> Hydraulic clamping unit for die height adjusting
> 油压式滑块固锁装置	> Lubricant cooling device
> 润滑油冷却循环机	> Italy Yu Yi integral clutch brake
> 意大利宇意一体式离合刹车	> Independent electric control box
> 独立式电控箱	> Tool box
> 工作箱	> Work light
> 工作灯	> Inverter control for main motor
> 主机马达变频控制	

选择配置 Optional configuration

> 下死点精密检测器	> Die height detector
> 快速夹模装置	> Hydraulic die clamping device
> 油压举模装置	> Hydraulic die lifting device
> 高速送料机	> Hi-speed gear change feeder
> 双头油压开卷机	> Double head un-coiler
> 整平出料机	> Leveler &"S"loop control
> 油压式防震脚座装置	> Anti-vibration mounts
> 冲压控制器	> F-3SC stamping controller
> 前后隔音安全门	> Two side sound proof safety door

技术参数 Technical parameters

机型	Modelodel	单位	AGH-125	AGH-220	AGH-300
吨 数	Capacity	ton	125	220	300
行 程	Stroke	mm	30	30	30
每分钟行程数	Strokes per minute	s.p.m	150-700	150-600	150-400
下工作台尺寸	Bolster area	mm	1400×850	1800x950	2300x1000
下料孔	Bolster hole	mm	1100x200	1500x250	1900x350
滑块面积	Slide	mm	1400x600	1800x700	2200x900
模高调整行程	Die height adjustment	mm	360-410	370-420	400-450
模高调整马达	Adjustment motor	kw	0.75	1.5	2.2
送料线高度	Linear height	mm	195±50	200±50	210±50
主电动机	Main motor	kw	37	45	55

AGL SERIES

Straight Column Type Four-points eccenttric press machine

AGL30T~125T

肘节式高速精密压力机

- Net (near) forming precision forging equipment, toggle mechanism, bottom dead center position have certain pressure holding characteristics, connecting

  rod mechanism, can expand the stroke and nominal force stroke, High rigidity frame and eight side guide rail, increase the ability of anti eccentric load of the

  press, ensure the high precision of the press,With the knock out device, realize the perfect cooperation between the press and the automation device.

- 高精度稳定性和可靠性

  净（近）成形精密锻造设备，肘杆机构，下死点位置具备一定的保压特性，连杆机构，可扩大行程和公称力行程，高刚性的机架和八面导向的长导轨，增大了压力机的抗偏心载荷的能力，保证了压力机高精度。具备顶料装置，实现设压力机与自动化装置的完美配合。

性能特点 Performance feature

- 高精密度加工的实现
- 低噪音的实现
- 便利性操作的实现
- 模高变化小,动能中心偏差小
- 模具寿命大幅提升
- 冲压之变形量小
- 下料剪断噪音小
- 低综合间隙
- 伺服马达调模,以提高调模的便利性和精确度

- Implementation of high density machining
- Low noise implementation
- Realization of convenient operation
- The die height variation is small and the kinetic center deviation is small.
- Die life greatly improved
- Small deformation of stamping.
- Cutting noise is small.
- Low general clearance
- The servo motor is adjusted to improve the convenience and accuracy of mold adjustment.

标准配置 Standard configuration

> 电动式自动润滑装置
> 电动式滑块调整装置
> 电动式模高指示器
> 滑块及模具平衡装置
> 电子凸轮控制显示器
> 离刹性能读出监控装置
> 静态SPM显示功能
> 维修文字知识功能
> 空气源插座
> 空气吹料装置
> 二度落保护装置
> 误送检知装置
> 主马达逆转装置
> 电子式行程计算器
> 预载计数器
> 预调计数器
> 电源插座
> 独立式控制箱
> T型移动式操作台
> 基础板和螺栓
> 维护工具及工具箱
> 使用说明书

> Electric automatic lubricating device
> Electric slide adjusting device
> Electric die height indicator
> I slide and die balancing device
> Electronic cam control display
> Read from the brake performance monitoring device
> Static SPM display function
> Repair instructions function
> The air source socket
> Air blowing device
> Two degree drop protection device
> Detecting device
> Main motor reversal device
> Electronic trip counter
> Pre cut counter
> Preset counter
> Power socket
> Independent control box
> Operating platform
> Base plate and the bolt
> Maintenance tool box
> Operating instructions

选择配置 Optional configuration

> 气压式模垫顶料装置
> 光电式安全装置
> 滑块上部顶料装置
> 模具照明装置
> 下死点检知器
> 脚踏操作开关
> 飞轮刹车装置
> 安全挡块插销
> 移动工作台
> 举模器、夹模器或移模器
> 自动送料系统
> 防震垫脚

> Pneumatic die cushion lifting device
> A photoelectric safety device
> Knock-out device
> I die lighting device
> I know death under inspection
> The pedal operation switch
> Flywheel brake device
> Safety block bolt
> Moving table
> lift the mold,clamps the mold or die arm
> Automatic feeding system
> Lsolation mounts

肘节连杆结构与曲轴结构冲压曲线对比图

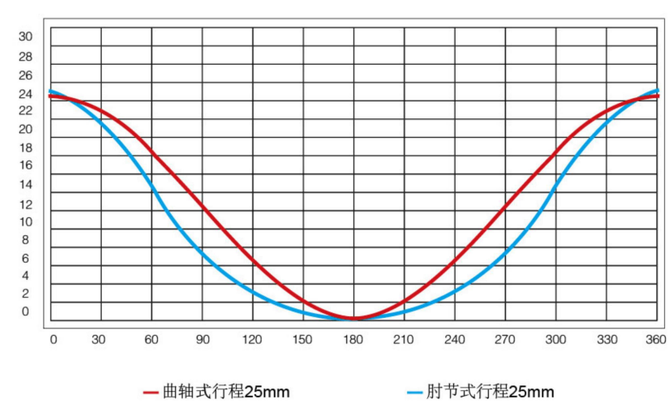



AGL 肘节式高速精密压力机

STRAIGHT COLUMN TYPE FOUR-POINTS ECCENTTRIC PRESS MACHINE

技术参数　Technical parameters

名　称	Name	单位	AGL-30				AGL-40				AGL-60				AGL-80				AGL-125		
加压能力	Capacity	KN	300				400				600				800				1250		
行　程	Stroke	mm	16	20	25	30	16	20	25	30	20	25	30	40	20	25	30	40	25	32	36
冲程数	Stroke Per Minute	s.p.m	200-1250	200-1200	200-1050	200-900	180-1000	180-900	180-850	180-800	100-750	100-750	100-650	100-550	120-600	120-550	120-500	120-450	400	370	350
闭模高度	Max.Die heigt	mm	190-240				190-240				220-300				240-320				270-350		
滑块调节量	Slide adjustment	mm	50				50				80				80				80		
滑块尺寸	Area of slide	mm	600x300				750x340				1030x500				1380x580				1480x600		
工作台面尺寸	Area of bolster	mm	600x400				750x500				1100x600				1500x800				1600x900		
工作台厚度	Thickness	mm	90				120				140				160				180		
工作台开口尺寸	Opening size of bolster	mm	400(上) x 350(下) x 60				600(上) x 500(下) x 100				800(上) x 700(下) x 100				1050(上) x 900(下) x 150				1050(上) x 900(下) x 150		
床台开孔尺寸	Hole Size	mm	400x100				560x120				840x120				1200x160				1300x160		
主马达	Main Motor	Kw	11x4P				15x4P				22x4P				30x4P				37x4P		
上模重量	Max.weight of upper die	kg	MAX80				MAX150-155				MAX450				MAX500				MAX600		
总重量	Toal weight	kg	6500				8000				14000				22000				33000		

- 该系列冲床是最大限度地发挥了肘节连杆机构式的特性,进行了更简单更合理化的结构设计,此款适用于引线框架、连接器、端子等超精密加工的新型肘节连杆式冲床。
- 由于采用了封称肘节连杆机械,实现了热变位最小、下死点变位量最小及理想的成形效果,是最适于高速精密加工的床。
- 最大限度地利用了肘节连杆机械的特性的基础上,采用简化的新型机构,以及增加冲床体积、高刚性及良好的热平衡特性的肘节连杆式冲 床。
- 由于装备了完全封称式平衡器,震动几乎100%地被吸收,同时将由于SPM变化所引起的闭模高度变化以及第1打与第2打所引起的下死点变位抑制到最小。采用了左右分力相互抵消的平衡机构,以及2柱塞、8面针型滚式两导轨,进一步提高了滑块的耐偏心负荷的能力。
- Our MISK Super series press is seeking higher productivity under the features of knuckle mechanism with simplicity and optimum. This new knuckle press machines has a simple design and high rigidity for such components as lead frames, connectors, terminals, motor cores etc.
- Symmetrical knuckle mechanism has been proven to perform high speed fine precision stamping owing to minimal of thermal displacement breakthrough and stability.
- The advantage of knuckle mechanism is designed for rigidity and thermal balance in addition to simple structure.
- Balance mechanism which countervails left and right components of force, and double slide-guiding system which iscomposed of 2 plunger and 8 faces needle bearings, elevate the capacity of eccentric load-resistant.

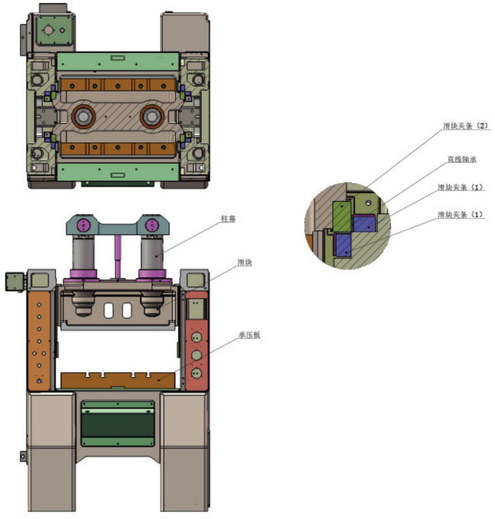

日本 JIS 特级精度 –– 刚性好、精度高

JIS superfine precision--good rigidity and high precision

滑块运动采用 2 柱塞 +8 面平面滚针导轨导向，接近零间隙的空间内导向运动。刚性好、抗偏载能力强，冲床精度高，抗冲击、抗磨损导轨材料确保冲床精度长期稳定，延长了模具冲头修模时间。

The slider is guided by a guide of double plungers and octahedral flat roller with nearly no clearance in it It has good rigidity, high inclined loading resistance capability, and high punch press precision High impact-resisting and wear-resisting property of the guide materials guarantee long-term stability of the punching machine precision and prolong the intervals of repairing mould.

API SERIES

High-speed precision press machine

25T~60Tons

API系列高速精密冲床

- Adopt integrated high-strength casting machine, with stress relief, to guarantee long-term precision.
- Three-circle guide pillar slider structure, adopting alloy steel bush and forced lubrication, so that thermal change can fall to the minimum while precision may reach to the maximum.
- 采用一体化的高强度铸件机器，经应力消除，确保长期精度。
- 三圆导柱滑块结构，采用合金钢衬套，配合强制润滑，使热变降至最小而精度达到最高。

上（下）工作台 Slide bolster

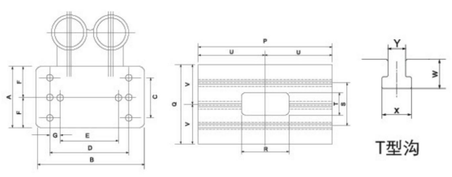

- Dynamic equilibrium system is used to balance bent axles and vibration generated when slider runs up and to control stability of bottom dead center.
- Manual moulding-height adjustment is equipped with moulding-height indicator and oil-pressure clamping device.
- 动态平衡系统，以平衡曲轴，滑块高速运转时产生的震动，控制下死点稳定性。
- 手动式模高调整，配有模高指示器及油压锁模装置性。

性能特点 Performance feature

- Human-computer interface (electronic cam + rotary encoder) operation is convenient and accurate.
- Operating functions are integrated on LCD, displaying engine base's malfunction contents automatically.
- Adopt highly sensitive and reliable clutch/brake and internationally top duplex magnetic valve, to guarantee precision and safety for operation and stop of press rams.
- With thorough electric loop design, they can be matched with various automatic devices, to conduct automatic production, to reduce cost, and to improve efficiency.
- 人机界面（电子凸轮+旋转编码器）操作方便准确。
- 操作功能集成于液晶显示屏，机座故障内容自动显示。
- 离合器/刹车器装置高度灵敏，国际顶尖单联电磁阀，确保冲床滑块运转及停止精确性和安全性。
- 周密型之电气回路设计，可搭配各种自动化设备，进行自动化生产，降低成本，提高效率。

标准配置 Standard configuration

> 顶点停止
> 手动滑块调整装置
> 模高指示器
> 变频器
> 可编程序控制PLC
> 触摸屏（预断、预裁、角 度指示、总计数）
> 编码器（电子）预留2组
> 机台前操作盒
> 空气源快速接头
> 卡模解脱装置
> 主电机（可调速）
> 油压锁模
> 机械式曲轴角度指示器
> 强制循环油装置
> 工具箱
> 操作说明书
> 电源插座
> 独立式电气箱

> Top stop
> Manual slider adjusting device
> Slide-height indicator
> Inverter
> Programmable control (PLC)
> Touch screen (pre-judge, pre-cut, and total count)
> Encoder (electronic) reserved (2 groups)
> Operation box
> Air source connector
> Sticking release device
> Main motor (adjustable speed)
> Hydraulic die lacker
> Mechanical crank angle indicator
> Forced circulation oil device
> Tool box
> Operating manual
> Power socket
> Indepence electronic control cabinet

选择配置 Optional configuration

> 防震脚
> 送料机
> 料架
> 材料油润滑装置
> 下死点检出器
> 油冷却机
> 模具灯
> 喷风装置

> Anti-vibration pad
> Feeder
> Uncoiler
> Oil lubrication system device
> Bottom dead center detector
> Oil cooler
> Die light
> Air-blast device

Model	A	B	C	D	E	F	G	P	Q	R	S	T	U	V	W	X	Y
API-25	205	300	150	212	190	102.5	25	600	300	200	180	100	300	150	30	30	18
API-45	320	420	150	340	260	160	40	700	415	240	240	120	350	205	40	37	22
API-60	340	550	240	360	300	170	40	840	470	320	270	160	420	235	40	37	22

技术参数 Technical parameters

名　称	Name	单位	API-25	API-45	API-60
吨　数	Capacity	ton	25	45	60
行　程	Stroke	mm	30	30	30
每分钟行程数	Speed changing	s.p.m	200-800	200-700	200-600
闭合高度	Max.die height	mm	210	230	305
上工作台尺寸	Slide area	mm	300x205	420x320	550x340
下工作台尺寸	Bolster area	mm	600x300x80	700x415x100	840x470x105
滑块调整量	Slide adjustment	mm	30	30	30
落料孔	Bed opening	mm	200x100	240x120	320x160
主电动机	Main motor	kw×p	3.7	5.5	7.5
循环系统	Lubrication		Forceful Autom ation	Forceful Autom ation	Forceful Autom ation
变速系统	Speed control		Inverter	Inverter	Inverter
离合器及刹车	Clutch & brake		Air & Friction	Air & Friction	Air & Friction
顶点停止	Auto top stop		Standard	Standard	Standard
避震系统	Vlibration system		Optional	Optional	Optional

JDS SERIES

jds series special servo punch

10T~25Tons

JDS系列专用伺服冲床

- Servo direct drive transmission mechanism is adopted. Extend the service life of the die, effectively reduce noise, reduce vulnerable parts, low maintenance cost
- It is equipped with programmable logic controller (PLC) and man-machine interface. It can diagnose and display abnormal conditions by itself.
- JDS series of precision servo small punches are widely used in FPC and die-cutting printing industries. It not only meets the requirements of pre-interruption, but also is quiet and noiseless, and can meet the requirements of dust-free workshop and automatic production assembly line.



- 采用伺服直驱式传动机构。延长模具使用寿命,有效降低噪音,减少易损易耗件,维护成本低。
- 配备可编程控制器PLC以及人机界面,可自行诊断并显示异常状况。
- 精密伺服小冲床JDS系列广泛运用于FPC、模切印刷行业,不仅满足预断半断的要求,而且安静无噪音,适应无尘车间、自动生产组装线的要求。

标准配置 Standard configuration

> 手动滑块调整装置	Manual slider adjustment device
> 电动浓油润滑装置	Electric grease oil lubrication device
> 滑块机模具平衡装置	Slide & mold balancer
> 伺服驱动减速装置	Servo drive deceleration device
> 手动滑块固锁装置	Manual slider locking device
> 机械式曲轴角度指示器	Mechanical crankshaft angle indicator
> 数字式模高指示器（0.01MM）	Digital die height indicator(0.01 MM)
> 行程计数器（6位数）	stroke counter(6 digits)
> 可编程计数器PLC	Programmable counter PLC
> 人机界面	Man–Machine interface
> 伺服电机+伺服驱动器	Servo motor + servo drive
> 主马达正反转装置	Main motor forward/reverse device
> 空气源接头	Air source connector
> 误送检知装置	Misfeed detection device
> 机身后侧隐藏式电气箱	Hidden electrical box behind the frame
> 机械式防震装置	Isolator mount device

选择配置 Optional configuration

> 光电保护装置	Photoelectric protection device
> LED模具灯	LED die light
> 自动滑块固锁装置	Automatic slider locking device
> 喷风装置	Air ejector
> FPC专用送料机械手	FPC special feed manipulator
> 电动稀油润滑装置	Electric oil lubrication device

外型尺寸 Overall dimension

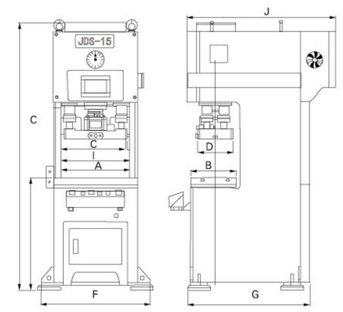

规格 Pecifcation	JDS–10	JDS–15	JDS–25
A	600	600	650
B	300	300	300
C	450	450	500
D	250	250	250
E	805	805	805
F	780	780	830
G	853	853	910
H	1914	1940	2010
I	488	488	524
J	1060	1150	1250

工作台尺寸 Bolster area

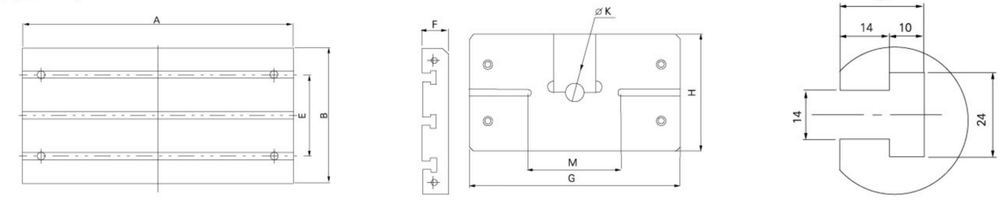

规格 Pecifcation	A	B	E	F	G	H	M	X
JDS–10	600	300	180	50	450	250	200	38.1
JDS–15	600	300	180	50	450	250	200	38.1
JDS–25	650	300	180	65	500	250	200	38.1

技术参数 Technical parameters

项目	Irem	单位	JDS–10		JDS–15		JDS–25	
吨 位	Capacirty	Ton	10		15		25	
行 程	Stroke	mm	50	80	50	80	50	80
行程数	Speed changing	S.P.M	20–150	20–100	20–100	20–80	20–100	20–80
最大模高	Die hight	mm	210	195	210	195	210	195
调节量	Slide adjustment	mm	30		30		30	
滑块尺寸	Slide area	mm	450*250		450*250		500*250	
下工作台	Bolster area	mm	600*300		600*300		650*300	
主电机	Main Motor	Kw	5.5		7.5		11	
滑块调节机构	Slide adjust device	/	手动 Manual operation					
操作方式	Method of peration	/	双手操作式 Hand operated					
作动方式	Actuating mode	/	寸动/一行行程/连续 Inch/A Stroke/Continuous					
使用空气压力	Air pressure	Mpa	0.5		0.5		0.5	

JDC SERIES

JDC series high speed precision punch small press

05T~25Tons

JDC系列高精密小型冲床

- High-precision small punch bed JDC series, using imported high-precision bearings, pneumatic dry clutch, high-precision, high-security equipped with programmable controller PLC and human-machine interface, can diagnose and display abnormal conditions.
- Widely used in the stamping of precision hardware pieces, secondary stamping assembly, not only fast, stable accuracy, but also on the table production, assembly automatic line production.



- 高精密小冲床JDC系列，采用进口高精密轴承，以及气动干式离合器，高精度、高安全性配备可编程控制器PLC以及人机界面，可自行诊断并显示异常状况。
- 广泛应用于精密五金小件的冲压，二次冲压组装，不仅速度快、精度稳定，而且可以桌上生产、组装自动线上配合生产。

标准配置 Standard configuration

> 手动滑块调整装置	Manual slider adjustment device
> 电动浓油润滑装置	Electric grease oil lubrication device
> 滑块机模具平衡装置	Slide & mold balancer
> 干式离合器	Dry clutch
> 手动滑块固锁装置	Manual slider locking device
> 电子式曲轴角度指示器	Electronic crankshaft angle indicator
> 数字式模高指示器（0.01MM）	Digital die height indicator(0.01 MM)
> 行程计数器（6位数）	stroke counter(6 digits)
> 可编程计数器PLC	Programmable counter PLC
> 人机界面	Man-Machine interface
> 东元马达+台达变频器	Teco Motor + Teda inverter
> 主马达正反转装置	Main motor forward/reverse device
> 空气源接头	Air source connector
> 误送检知装置	Misfeed detection device
> 悬挂式电气箱	Suspended electrical box
> 机械式防震装置	Isolator mount device

Optional configuration 选择配置

> 光电保护装置	Photoelectric protection device
> LED模具灯	LED die light
> 自动滑块固锁装置	Automatic slider locking device
> 喷风装置	Air ejector
> 一体式伺服送料机	Integrated servo feed machine
> 气垫式防震脚	Pneumatic anti-vibration pads
> 材料架+整平机	decoiler + leveler

外型尺寸 Overall dimension

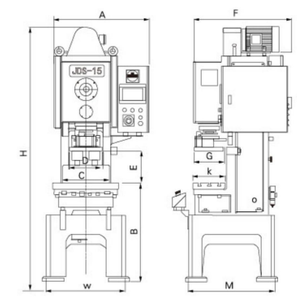

规格 Pecifcation	JDC-05	JDC-10	JDC-15	JDC-25
A	670	720	790	830
B	705	760	800	800
C	340	550	600	600
D	250	250	300	300
E	205	205	205	215
F	630	750	770	850
G	220	230	240	240
H	1850	1941	2030	2196
K	250	250	300	300
M	660	660	800	800
W	600	600	750	750

Bolster area 工作台尺寸

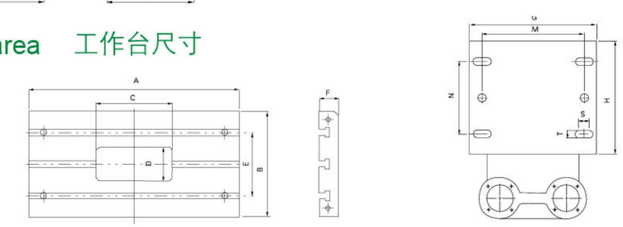

规格 Pecifcation	A	B	C	D	E	F	G	H	N	M	S	T
JDC-05	340	250	160	80	150	40	250	220	140	200	20	14
JDC-10	550	250	160	80	150	45	250	230	140	200	20	14
JDC-15	600	300	200	100	200	50	300	240	140	250	20	18
JDC-25	600	300	200	100	200	65	300	240	140	250	20	18

Technical parameters 技术参数

项目	Irem	单位	JDC-05		JDC-10		JDC-15		JDC-25	
吨 位	Capacirty	Ton	5		10		15		25	
行 程	Stroke	mm	30	50	30	50	30	50	30	50
行程数	Speed changing	S.P.M	150-420	150-350	150-420	150-350	150-400	150-300	150-400	150-300
最大模高	Die hight	mm	205	195	205	195	205	195	215	205
调节量	Slide adjustment	mm	30		30		30		30	
滑块尺寸	Slide area	mm	250*220		250*230		300*240		300*240	
下工作台	Bolster area	mm	340*250		550*250		600*300		600*300	
主电机	Main Motor	Kw	1.1		1.5		2.5		3.7	
滑块调节机构	Slide adjust device	/	手动 Manual operation							
操作方式	Method of peration	/	双手操作式 Hand operated							
作动方式	Actuating mode	/	寸动/一行行程/连续 Inch/A Stroke/Continuous							
使用空气压力	Air pressure	Mpa	0.5		0.5		0.5		0.5	

STD SERIES

Straight column Double
Crankshaft powerful Press Machine

300T~1250Tons

STD系列直柱型双曲轴
强力冲床

- Octahedral guiding of slider and long guide rail can guarantee operation precision.
- Hydraulic overload protection device and overload automatic emergency cut-off can protect safety of press machines and moulds, with convienent application.
- 滑块八面导向，导轨长，保证运行精度；
- 液压过载保护装置，过载自动紧急停车，保护压力机和模具安全，使用方便；

性能特点 Performance feature

- PLC electric interlocking control possesses sudden-stop, inch, single-pass, and continuous operation specifications;
- Dry pneumatic friction clutch is small in noise, large in clutching torque, small in braking angle, and convenient in maintenance;
- Body is closed structure, including beams, stand columns, and bases, which is strained with four tie bolts, with good rigidity (400-1200)
- PLC电气集中控制，具有急停 、寸动、单次、连续操作规范;
- 干式气动摩擦离合器,噪音小,离合扭矩大,制动角度小,维护方便;
- 机身为横梁、立柱、底座分体闭式结构,用四根拉紧螺杆拉紧,刚性好(400~1200)

标准配置 Standard configuration

> 油压式过载保护装置
> 电动式滑块调整装置
> 独立式控制箱
> 移动式操作台
> 数字式模高指示器(0.1MM)
> 循环集中式润滑给油装置
> 电源插座
> 二度落保护装置
> 误送检测装置
> 预调计数器6位数
> 喷风装置1/2"一回路
> 空气源接头1/2" 二回路
> 变频器

> Hydraulic overload protector
> Electric slider adjusting device
> Indepence electrical control cabinet
> Movable operation platfom
> Digital die height indicator (unit: 0.1 mm)
> Circulation type lubrication device
> Power socket
> Over-run safety device
> Misfeed detection consent
> Pre-determined counter (6 digits)
> Air-blast device 1/2" one circuit
> Air source connector 1/2" two circuit
> Inverter

选择配置 Optional configuration

> 模垫装置
> 光电安全装置
> 滑块上部打料装置
> 安全挡块及安全插销
> 防震装置
> 模具照明灯
> 快速换模装置
> 移动式台车
> 自动送料系统

> Die cushion
> Photo-electric safety device
> Slide knock-out device
> Safety block and safety latch
> Anti-vibration pads
> Die lamp
> Quick die change device
> Moving bolster
> Automatic feeding system

技术参数 Technical parameters

名 称	Name	单位	STD-300		STD-400		STD-500		STD-600		STD-800		STD-1000	
型 式	Model		S	H	S	H	S	H	S	H	S	H	S	H
吨 数	Capacity	ton	300		400		500		600		800		1000	
冲力发生位置	Rated tonnage point	mm	9	7	13	7	13	7	13	9	13	9	13	9
行 程	Stroke	mm	350	250	400	300	400	300	400	300	400	300	400	300
每分钟行程数	Speed changing	s.p.m	20-30	30-50	15-25	35-40	15-25	25-40	15-25	20-30	15-25	20-30	15-25	20-30
最大装模高度	Max.die hight	mm	600	650	600	650	650	700	650	700	700	750	1000	1050
滑块调整量	Slide adjustment	mm	150		150		200		200		250		250	
上工作台尺寸	Slide area	mm	2500×1300		2800×1300		3100×1400		3600×1400		3800×1600		4600×1800	
下工作台尺寸	Bolster area	mm	2500×1300		2800×1400		3100×1500		3600×1500		3800×1600		4600×1800	
侧面开口	Side opening	mm	700×500		850×600		950×650		1000×700		1100×800		1200×900	
模垫能力	Die cushion capacity	ton	30		60		70		80		80		80	

S2 SERIES

Straight Column Type Double-Point Press Machine

400T~1600Tons

S2系列闭式偏心双点压力机

- base column crossbeam and slide all use steel structyre. Tighten together with tension bolts.
- The transmission adopts three - stage transmission, one stage belt drive, two - stage gear transmission. High speed stage double helical gear.
- The connecting rod is connected with the slide block by the guide pillar guide sleeve structure, Eight extra long guide rail.
- 底座、立柱、横梁、滑块采用全钢结构，用拉紧螺栓液压预紧在一起；
- 传动采用三级传动，一级皮带传动，两级齿轮传动。高速级采用人字齿轮；
- 连杆与滑块连接采用导柱导套结构，八面超长导轨导向；

性能特点 Performance feature

- The clutch brake adopts a low inertia pneumatic clutch brake, which is controlled by a double safety valve.
- The hydraulic pressure overload protection device is adopted for the slide block.
- The height of the mold is adjusted by the digital display
- The method of thin oil circulating lubrication and concentrated oil clearance lubrication. With high and low level detection, high pressure detection, timing, fixed-point, quantitative lubrication.
- Hydraulic, pneumatic, electrical control components using high-quality brand-name products
- Electrical use PLC dual loop control
- With oil pressure, oil level, fault detection, a variety of action chains.
- Finite element analysis of key components.
- Optional before or after the moving side of the bolster, air cushion, special vibration isolator,quick die changing device, photoelectric protection device, rigid material and so on.

- 离合器制动器采用低惯量气动离合器制动器，进口双联安全阀控制；
- 滑块采用液压过载保护装置，进口泵阀控制；
- 装模高度机动调节，数字显示；
- 采用稀油循环润滑与浓油间隙润滑方式，带高低油位检测，高油压检测，定时、定点、定量润滑；
- 液压、气动、电气控制元件采用优质名牌产品；
- 电气采用PLC双回路控制；
- 带油压、油位、故障检测，各种动作连锁；
- 关键零件采用有限元分析；
- 可选配前后或侧移移动工作台、气垫、专用隔振器、快速换模装置、光电保护、刚性打料等；

标准配置 Standard configuration

> 油压式过载保护装置
> 电动式自动润滑装置
> 电动式滑块调整装置
> 电动式模高指示器
> 滑块及模具平衡装置
> 电子凸轮控制显示器
> 离刹性能读出监控装置
> 静态SPM显示功能

> 维修文字知识功能
> 空气源插座
> 空气吹料装置
> 二度落保护装置
> 变频调速马达
> 误送检知装置
> 主马达逆转装置
> 电子式行程计算器

> 预载计数器
> 预调计数器
> 电源插座
> 独立式控制箱
> T型移动式操作台
> 基础板和螺栓
> 维护工具及工具箱
> 使用说明书

> Hydraulic overload protection device
> Automatic lubricating device
> Electric slide adjusting device
> Electric die height indicator
> Slide and die balancing device
> Electronic cam control display
> I read from the brake performance monitoring device
> Static SPM display function

> I repair instructions function
> Air scurce plug base
> Air blowing device
> Over run protection device
> The frequency control motor
> Misfeed detecting device
> Mostcr fed-rev device
> Strcke counter

> Pre cut counter
> Preset counter
> Power socket
> Independent control box
> Type operating platform
> Base plate and the bolt
> Maintenance tool box
> Operation manual

Optional configuration 选择配置

> 气压式模垫顶料装置
> 光电式安全装置
> 滑块上部顶料装置
> 模具照明装置

> 下死点检知器
> 脚踏操作开关
> 飞轮刹车装置
> 安全挡块插销

> 移动工作台
> 举模器、夹模器或移模器
> 自动送料系统
> 防震垫脚

> Pneumatic die cushion
> Photoelectric safety device
> Slide knock-out devise
> Die lamp

> B.D.C.Deterctor
> When the fact snictd
> Flywheel brake device
> Safety block bolt

> Moving bolster
> Quick die change system
> Automatic feeding system
> Anti-vibration pads

技术参数 Technical parameters

项目名称			Item	单位	S2-400	S2-500	S2-630	S2-800	S2-1000	S2-1250	S2-1600
公称力			Nominal pressrue	kN	4000	5000	6300	8000	10000	1250	16000
公称力行程			Nominal pressrue stroke	mm	13	13	13	13	13	13	13
滑块行程			Slide stroke	mm	400	500	500	500	600	600	600
滑块行程次数			NO. of strokes per minute	s.p.m	12-18	10-16	10-16	10-16	10-16	10-16	10-16
最大装模高度			Max.die height	mm	800	800	1000	1000	1100	1100	1100
装模高度调节量			Die height adjustment	mm	350	350	500	500	500	600	600
导轨间距离			Distance between slide rails	mm	2870	3160	3670	4060	4070	4080	4580
工作台板尺寸	前 后	F.B	Bolster dimension	mm	1600	1600	1600	1800	1800	1800	1800
	左 右	L.R		mm	2800	3000	3600	4000	4000	4500	4500
	厚 度	Thickness		mm	180	220	220	250	280	300	340
滑块底面尺寸	前 后	F.B	Slide dimension	mm	1600	1600	1600	1800	1800	1800	1800
	左 右	L.R		mm	2800	3000	3600	4000	4000	4500	4500
气 垫	压紧力/退出力	Pressing force /Return force	Air cushion	kN	600	800	1000	1250	1250	1500	1500
	数 量	Q'ty		pc	单顶冠	单顶冠	单顶冠	单顶冠	单顶冠	单顶冠	单顶冠
	行 程	Stroke		mm	200	220	240	250	250	250	250
滑块打料(特配)	形 式	Methods	Knocking out of Slide		刚性	刚性	刚性	刚性	刚性	刚性	刚性
	行 程	Stroke		mm	150	150	150	150	150	150	150
移动工作台方式(特配)			Moving methods of bolster		-	-	-	前移	前移	前移	前移
主电机功率			Main motor power	kW	75	75	90	132	132	160	220
外形尺寸(约)	前 后	F.B	Overall dimension	mm	4350	4900	4080	6870	7290	7500	8450
	左 右	L.R		mm	5180	5770	5420	5530	5600	6000	6320
	地面以上高度	Height above Ground		mm	6980	7900	7980	8860	9600	10600	11000

S4 SERIES

Straight-side four point press

630T~1600Tons

S4系列闭式四点偏心压力机

- base column crossbeam and slide all use steel structyre.Tighten together with tension bolts.
- The transmission adopts three - stage transmission, one stage belt drive, two - stage gear transmission. High speed stage double helical gear.
- The connecting rod is connected with the slide block by the guide pillar guide sleeve structure, Eight extra long guide rail.

- 底座、立柱、横梁、滑块采用全钢结构，用拉紧螺栓液压预紧在一起；
- 传动采用三级传动，一级皮带传动，两级齿轮传动。高速级采用人字齿轮；
- 连杆与滑块连接采用导柱导套结构，八面超长导轨导向；

性能特点 Performance feature

- The clutch brake adopts a low inertia pneumatic clutch brake, wh ich is controlled by a double safety valve.
- The hydraulic pressure overload protection device is adopted for the slide block.
- The height of the mold is adjusted by the digital display
- Hydraulic, pneumatic, electrical control components using high-quality brand-name products
- Electrical use PLC dual loop control
- With oil pressure, oil level, fault detection, a variety of action chains.
- Finite element analysis of key components.
- Optional before or after the moving side of the bolster, air cushion, sp ecial vibration isolator,quick die changing device, photoelectric protec tion device, rigid material and so on.
- The method of thin oil circulating lubrication and concentrated oil clear ance lubrication. With high and low level detection, high pressure dete ction, timing, fixed-point, quantitative lubrication.

- 离合器制动器采用低惯量气动离合器制动器，进口双联安全阀控制；
- 滑块采用液压过载保护装置，进口泵阀控制；
- 装模高度机动调节，数字显示；
- 采用稀油循环润滑与浓油间隙润滑方式，带高低油位检测，高油压检测，定时、定点、定量润滑；
- 液压、气动、电气控制元件采用优质名牌产品；
- 电气采用PLC双回路控制；
- 带油压、油位、故障检测，各种动作连锁；
- 关键零件采用有限元分析；
- 可选配前后或侧移移动工作台、气垫、专用隔振器、快速换模装置、光电保护、刚性打料等；

标准配置 Standard configuration

> 油压式过载保护装置	> 变频调速马达	> Hydraulic overload protection device
> 电动式自动润滑装置	> 误送检知装置	> Electric automatic lubricating device
> 电动式滑块调整装置	> 主马达逆转装置	> Electric slide adjusting device
> 电动式模高指示器	> 电子式行程计算器	> Electric die height indicator
> 滑块及模具平衡装置	> 预载计数器	> I slide and die balancing device
> 电子凸轮控制显示器	> 预调计数器	> Electronic cam control display
> 离刹性能读出监控装置	> 电源插座	> Read from the brake performance monitoring device
> 静态SPM显示功能	> 独立式控制箱	> Static SPM display function
> 维修文字知识功能	> T型移动式操作台	> Repair instructions function
> 空气源插座	> 基础板和螺栓	> The air source socket
> 空气吹料装置	> 维护工具及工具箱	> Air blowing device
> 二度落保护装置	> 使用说明书	> Two degree drop protection device

> The frequency control motor	
> Detecting device	
> Main motor reversal device	
> Electronic trip counter	
> Pre cut counter	
> Preset counter	
> Power socket	
> Independent control box	
> Operating platform	
> Base plate and the bolt	
> Maintenance tool box	
> Operating instructions	

选择配置 Optional configuration

> 气压式模垫顶料装置	> 飞轮刹车装置	> Pneumatic die cushion lifting device
> 光电式安全装置	> 安全挡块插销	> A photoelectric safety device
> 滑块上部顶料装置	> 移动工作台	> Knock-out device
> 模具照明装置	> 举模器、夹模器或移模器	> I die lighting device
> 下死点检知器	> 自动送料系统	> I know death under inspection
> 脚踏操作开关	> 防震垫脚	> The pedal operation switch

> Flywheel brake device
> Safety block bolt
> Moving table
> lift the mold,clamps the mold or die arm
> Automatic feeding system
> Lsolation mounts

技术参数 Technical parameters

项目名称			Item	单位	S4-630	S4-800	S4-1000	S4-1250	S4-1600
公称力			Nominal pressrue	kN	6300	8000	10000	1250	16000
公称力行程			Nominal pressrue stroke	mm	13	13	13	13	13
滑块行程			Slide stroke	mm	700	700	700	700	700
滑块行程次数			No of strokes per minute	s.p.m	10-16	10-16	10-16	10-16	10-16
最大装模高度			Max.die height	mm	1100	1100	1200	1200	1200
装模高度调节量			Die height adjustment	mm	500	500	600	600	600
导轨间距离			Distance between slide rails	mm	4090	4120	4210	4610	4610
工作台板尺寸	前 后	F.B	Bolster dimension	mm	2000	2000	2200	2200	2200
	左 右	L.R		mm	4000	4000	4000	4500	4500
滑块底面尺寸	前 后	F.B	Slide dimension	mm	2000	2000	2200	2200	2200
	左 右	L.R		mm	4000	4000	4000	4500	4500
气 垫	压紧力/退出力	Pressing force/Return force	Air cushion	kN	1000	1500	1500	2000	2000
	数 量	Q'ty		pc	单顶冠	单顶冠	单顶冠	单顶冠	单顶冠
	行 程	Stroke		mm	0-200	0-250	0-250	0-250	0-250
移动工作台方式(特配)			Moving methods of bolster		前移	前移	前移	前移	前移
主电机功率			Main motor power	kW	90	110	132	160	220
地面以上高度			Height above ground	mm	8920	9500	9600	10600	11000

SL4 SERIES

Straight Column Type Four-points eccenttric press machine

500T~2400Tons

SL4系列闭式四点多连杆压力机

- Base column crossbeam and slideall use steel structre. Tighten together with tension bolts.
- The transmission adopts three- stage tran smission, one stage belt drive, two-stage gear transmission. High speed stage double helical gear.
- The connecting rod is connected with the slide block by the guide pillar guide sleeve structure, Eight extra long guide rail.
- Multi link motion transmission(8link or 6link).

- 底座、立柱、横梁、滑块采用全钢结构，用拉紧螺栓液压预紧在一起。
- 传动采用三级传动，一级皮带传动，两级齿轮传动。高速级采用人字齿轮。
- 连杆与滑块连接采用导柱导套结构，八面超长
- 多连杆传动(八杆或六杆)。

性能特点 Performance feature

- The clutch brake adopts a low inertia pneumatic clutch brake, wh ich is controlled by a double safety valve.
- The hydraulic pressure overload protection device is adopted for the slide block.
- The height of the mold is adjusted by the digital display
- Hydraulic, pneumatic, electrical control components using high-quality brand-name products
- Electrical use PLC dual loop control
- With oil pressure, oil level, fault detection, a variety of action chains.
- Finite element analysis of key components.
- Optional before or after the moving side of the bolster, air cushion, spe cial vibration isolator,quick die changing device, photoelectric protect ion device, rigid material and so on.
- The method of thin oil circulating lubrication and concentrated oil clear ance lubrication. With high and low level detection, high pressure dete ction, timing, fixed-point, quantitative lubrication.

- 离合器制动器采用低惯量气动离合器制动器，进口双联安全阀控制；
- 滑块采用液压过载保护装置，进口泵阀控制；
- 装模高度机动调节，数字显示；
- 采用稀油循环润滑与浓油间隙润滑方式，带高低油位检测，高油压检测，定时、定点、定量润滑；
- 液压、气动、电气控制元件采用优质名牌产品；
- 电气采用PLC双回路控制；
- 带油压、油位、故障检测，各种动作连锁；
- 关键零件采用有限元分析；
- 可选配前后或侧移移动工作台、气垫、专用隔振器、快速换模装置、光电保护、刚性打料等；

标准配置 Standard configuration

> 油压式过载保护装置
> 电动式自动润滑装置
> 电动式滑块调整装置
> 电动式模高指示器
> 滑块及模具平衡装置
> 电子凸轮控制显示器
> 离剐性能读出监控装置
> 静态SPM显示功能
> 维修文字知识功能
> 空气源插座
> 空气吹料装置
> 二度落保护装置
> 变频调速马达
> 误送检知装置
> 主马达逆转装置
> 电子式行程计算器
> 预载计数器
> 预调计数器
> 电源插座
> 独立式控制箱
> T型移动式操作台
> 基础板和螺栓
> 维护工具及工具箱
> 使用说明书

> Hydraulic overload protection device
> Electric automatic lubricating device
> Electric slide adjusting device
> Electric die height indicator
> I slide and die balancing device
> Electronic cam control display
> Read from the brake performance monitoring device
> Static SPM display function
> Repair instructions function
> The air source socket
> Air blowing device
> Two degree drop protection device
> The frequency control motor
> Detecting device
> Main motor reversal device
> Electronic trip counter
> Pre cut counter
> Preset counter
> Power socket
> Independent control box
> Operating platform
> Base plate and the bolt
> Maintenance tool box
> Operating instructions

选择配置 Optional configuration

> 气压式模垫顶料装置
> 光电式安全装置
> 滑块上部顶料装置
> 模具照明装置
> 下死点检知器
> 脚踏操作开关
> 飞轮刹车装置
> 安全挡块插销
> 移动工作台
> 举模器、夹模器或移模器
> 自动送料系统
> 防震垫脚

> Pneumatic die cushion lifting device
> A photoelectric safety device
> Knock-out device
> I die lighting device
> I know death under inspection
> The pedal operation switch
> Flywheel brake device
> Safety block bolt
> Moving table
> lift the mold,clamps the mold or die arm
> Automatic feeding system
> Lsolation mounts

技术参数 Technical parameters

项目名称			Item	单位	SL4-500	SL4-600	SL4-800	SL4-1000	SL4-1200	SL4-1400	SL4-1600	SL4-1800	SL4-2000	SL4-2400
公称力			Nominal pressrue	kN	5000	6000	8000	10000	12000	14000	16000	18000	20000	24000
公称力行程			Nominal pressrue stroke	mm	13	13	13	13	13	13	13	13	13	13
滑块行程			Slide stroke	mm	750	800	800	800	800	1000	1000	1000	1000	1000
滑块行程次数			No of strokes per minute	s.p.m	8-18	8-18	8-18	8-18	8-18	8-18	8-18	8-18	8-18	8-18
最大装模高度			Max.die height	mm	1200	1200	1400	1400	1400	1500	1500	1500	1500	1500
装模高度调节量			Die height adjustment	mm	500	500	500	500	600	600	600	600	800	800
工作台板尺寸	前 后	F.B	Bolster dimension	mm	2000	2000	2200	2200	2200	2500	2500	2500	2500	2500
	左 右	L.R		mm	4000	4000	4000	4500	4500	4600	4600	4600	4600	5000
滑块底面尺寸	前 后	F.B	Slide dimension	mm	2000	2000	2200	2200	2200	2500	2500	2500	2500	2500
	左 右	L.R		mm	4000	4000	4000	4500	4500	4600	4600	4600	4600	5000
气 垫	压紧力/退出力	Pressing force/Return force	Air cushion	kN	1200	1500	2000	2000	3500	3500	3000	3000	4500	4000
	数 量	Q'ty		pc	单顶冠	单顶冠	单顶冠	单顶冠	单顶冠	单顶冠	单顶冠	单顶冠	单顶冠	单顶冠
	行 程	Stroke		mm	0-300	0-250	0-300	0-300	0-300	0-300	0-300	0-300	0-300	0-350
移动工作台方式(特配)			Moving methods of bolster		⇔	⇔	⇔	⇔	⇔	⇔	⇔	⇔	⇔	⇔
地面以上高度			Height above ground	mm	≤10000	≤10000	≤11000	≤11000	≤11000	≤11000	≤11000	≤11000	≤12000	≤12000

部分工程案例 PART OF ENGINEERING PROJECTS

YIDUAN

Precision Machinery

15-2500Tons

时间见证成长 实力铸就品牌

Time witnesses growth, strength makes brand