


TECHNICAL DATA SHEET

SAFETY LIGHT CURTAIN SENSOR

Emitter: QM44/80-3440-2BB-E

Receiver: QM44/80-3440-2BB-R



Contents

- Product application
- Technical data
- Operation and display
- Dimensioned drawings
- Electrical connection
- Wiring diagram
- Accessories



GB/T 19001-2016

Product application

- A. Light curtain can achieve full protection for the slider can be stopped at any position on the press machine.
- B. The light curtain can only achieve upper dead point protection if the slider can not be stopped at any position on the press machine.
- C. Realize the regional protection for the industry manipulator, injection molding machines, packaging equipment, automation equipment, assembly wires and other dangerous work area.
- D. Used to detect and alarm object.

Technical data

Basic data of Receiver and Emitter

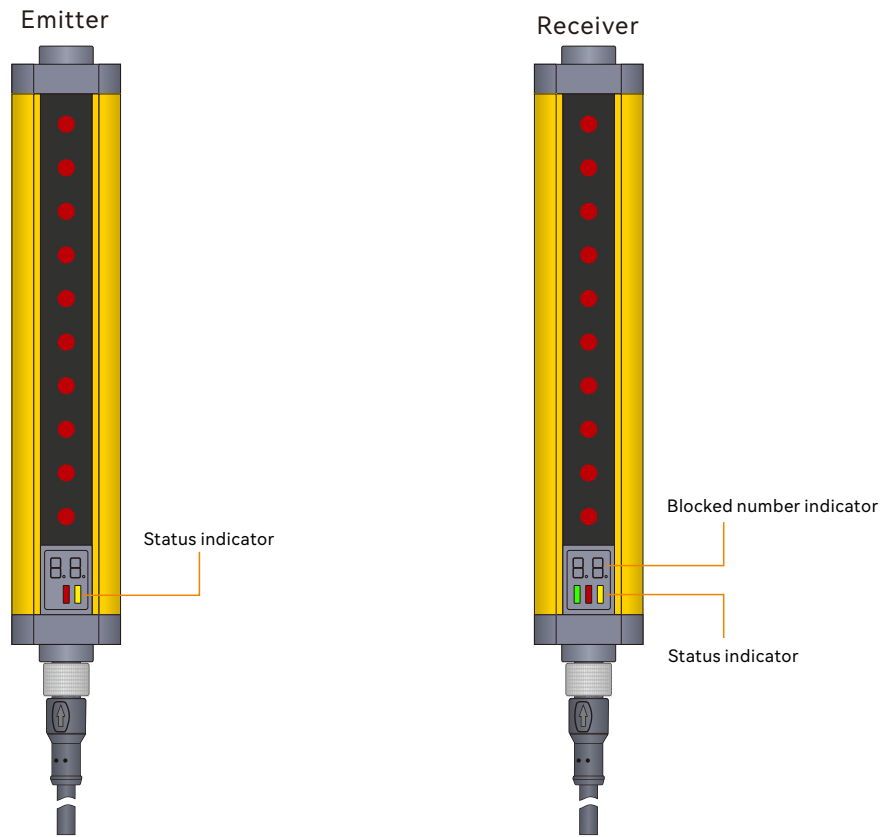
Standard packaging	
Product model	QM44/80-3440-2BB-E and QM44/80-3440-2BB-R
Standard configuration	One receiver, one transmitter, two data lines, one right-angle rack, and one t-shaped screw
Light curtain form	Infrared radiation type
Application	Standard industrial environment – finger protection
Features	
Resolution ratio	80mm
Check the accuracy	85mm
Number of beams	44
Protection height	3440mm
Total height	3514mm
Detection distance	30–6000mm (Default 30–6000mm, customer service can be contacted to customize 30–25000mm.)
Response time	≤15ms
Synchronization	
Line synchronization	
Consumption current	≤200mA
Output mode	2-circuit of PNP, with current of 500mA and voltage below 1.5V, polarity, short circuit and over-cutting protection
Output status	ON (receiving indicator green light)
Indicator light	Transmitter: power indicator light (red); receiver: output indicator light on (green), blackout (red)
Wavelength	850nm
Type of light	Infrared light (NIR), invisible
Function	Automatic reset
Mechanical data	
Overall dimension	36*36*3514mm
Housing material	Metal
Metal shell	Aluminium
Lens front screen material	Acrylic
Upper and lower cover materials	ABS reinforced nylon PA66+30% GF
Environmental data	
Protection grade	IP65
Resistance to ambient light	Incandescent light: illumination of light-receiving surface 3000Lx; Sunlight: illumination of light-receiving surface 10000Lx
Ambient temperature	Working temperature: - 10~+40 °C (but not frozen), storage temperature: - 25 ~+55 °C
Ambient humidity	Working time: 35~85% RH, saving time: 35~95% RH


Performance data	
Protection circuit	Short circuit protection Overvoltage protection
Supply voltage	24VDC, -20...20%
Maximum current consumption	150mA
Fuse	2A half time interval





Output	
Number of safe output circuits (OSSD)	2-circuit
Type	Safety circuit output circuit OSSD
Minimum switch voltage high	18V
Minimum switch voltage low	2.5V
Typical switching voltage	22.5V
Voltage type	DC
Maximum current load	380mA
Load inductance	two thousand
Load capacity	zero point three
Maximum residual current	0.2mA
Typical residual current	0.002MA
Voltage drop	1.5V
Safety switch output 1	Connection pin 4, WHITE OSSD1
Switching element	Transistor PNP
Safety switch output 2	Connection pin 5, GREEN OSSD2
Switching element	Transistor PNP

Certificate	
CE TÜV	No.E8A 104143 0001 Rev.00
ROHS certification	No.BSTDG180811032001CC
CE TYPE 4	No.ICR Polska/VC/HS221214
UL	No. 4790783741.1-S
GB/T	No. HIC180327 GB/T 19001-2016 idt ISO 9001:2015

Operation and display

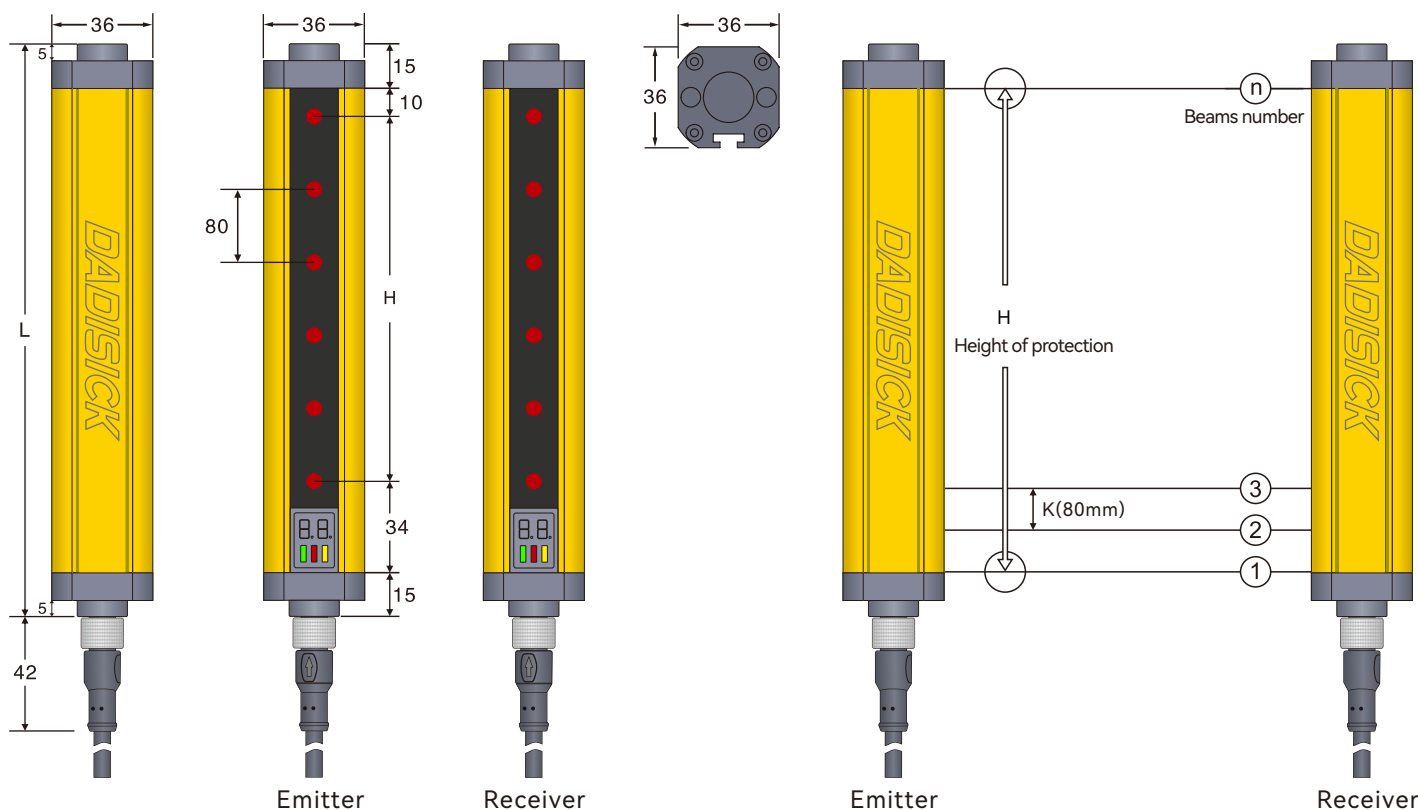


Status indicator	LED status Indicator	Explain
Emitter	 Red and Yellwo, always on	Turns on the power

Status indicator	LED status Indicator	Explain
Receiver	 Red, always on	Turns on the power
	 Green and Red	All light paths are connected
	 Red and Yellwo	The light is blocked or misaligned
	 Lights flashing	Interference or overstep detection range

QM 80mm series

Unit: mm



Remarks

L: Total length of light screen
 $L = 15 + 10 + H + 34 + 15$

H: Height of protected area
 $H = (n-1) * 80$

K:Resolution ratio

n:Beams number

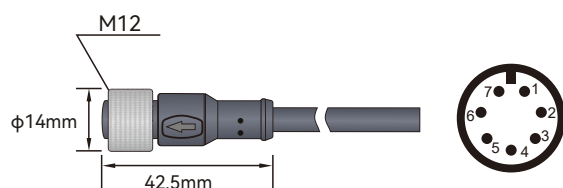
QM 80mm specification list

Resolution	Light beam	Protection height (H)	Total height (L)	Product model	Signal output mode		Detection range
					Two outputs	PNP output	
80mm (K)	4	240	314	QM04/80-240	2	PNP	0.3-6m
	6	400	474	QM06/80-400	2	PNP	0.3-6m
	8	560	634	QM08/80-560	2	PNP	0.3-6m
	10	720	794	QM10/80-720	2	PNP	0.3-6m
	12	880	954	QM12/80-880	2	PNP	0.3-6m
	14	1040	1114	QM14/80-1040	2	PNP	0.3-6m
	16	1200	1274	QM16/80-1200	2	PNP	0.3-6m
	18	1360	1434	QM18/80-1360	2	PNP	0.3-6m
	20	1520	1594	QM20/80-1520	2	PNP	0.3-6m
	22	1680	1754	QM22/80-1680	2	PNP	0.3-6m
	24	1840	1914	QM24/80-1840	2	PNP	0.3-6m
	26	2000	2074	QM26/80-2000	2	PNP	0.3-6m
	28	2160	2234	QM28/80-2160	2	PNP	0.3-6m
	30	2320	2394	QM30/80-2320	2	PNP	0.3-6m
	32	2480	2554	QM32/80-2480	2	PNP	0.3-6m
	34	2640	2714	QM34/80-2640	2	PNP	0.3-6m
	36	2800	2874	QM36/80-2800	2	PNP	0.3-6m
	38	2960	3034	QM38/80-2960	2	PNP	0.3-6m
	40	3120	3194	QM40/80-3120	2	PNP	0.3-6m
	42	3280	3354	QM42/80-3280	2	PNP	0.3-6m
44	3440	3514	QM44/80-3440	2	PNP	0.3-6m	
46	3600	3674	QM46/80-3600	2	PNP	0.3-6m	
48	3760	3834	QM48/80-3760	2	PNP	0.3-6m	
50	3920	3994	QM50/80-3920	2	PNP	0.3-6m	

Electrical connection

Electrical interface	
Number of interfaces	2 (receiver and transmitter)
Type	M12 connector, 7-pin
Interface metal	Copper nickel plating
Plug material	GY384 gray 30P
Allowable typical conductor section	0.25mm ²
Maximum link cable	100m
Maximum allowable cable load	4.9A
Cable material	PVC

Cable description:



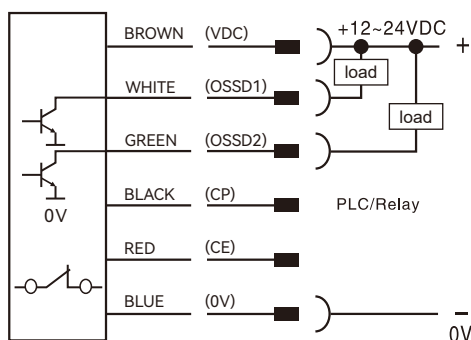
7-pin M12 cable connector straight
3m waterproof cable

Emitter Wiring diagram		
Pin number	Line color	Name
1	BROWN	24V DC
2	BLUE	0V
3	BLACK	CP
4	WHITE	NC
5	GREEN	NC
6	RED	CE
7	YELLOW	Ground wire

Receiver Wiring diagram		
Pin number	Line color	Name
1	BROWN	24V DC
2	BLUE	0V
3	BLACK	CP
4	WHITE	OSSD1
5	GREEN	OSSD2
6	RED	CE
7	YELLOW	Ground wire

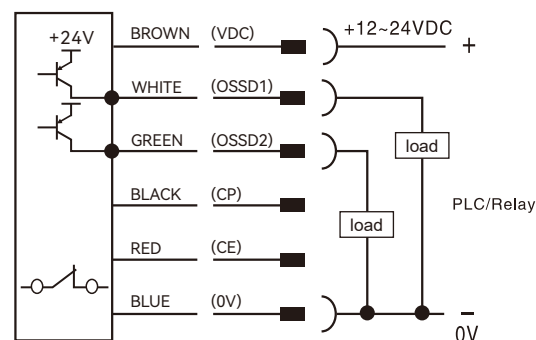
1. QM signal output selection (actual output of transistor working normally)

NPN NC



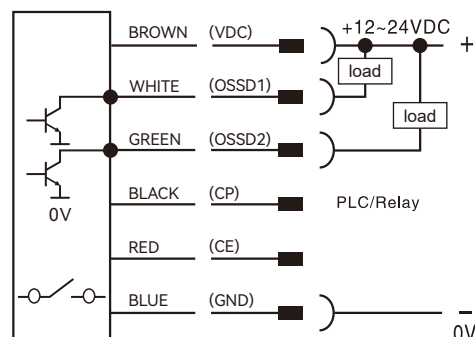
A

PNP NC



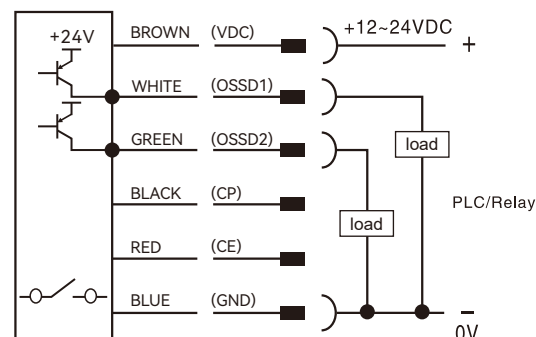
B

NPN NO



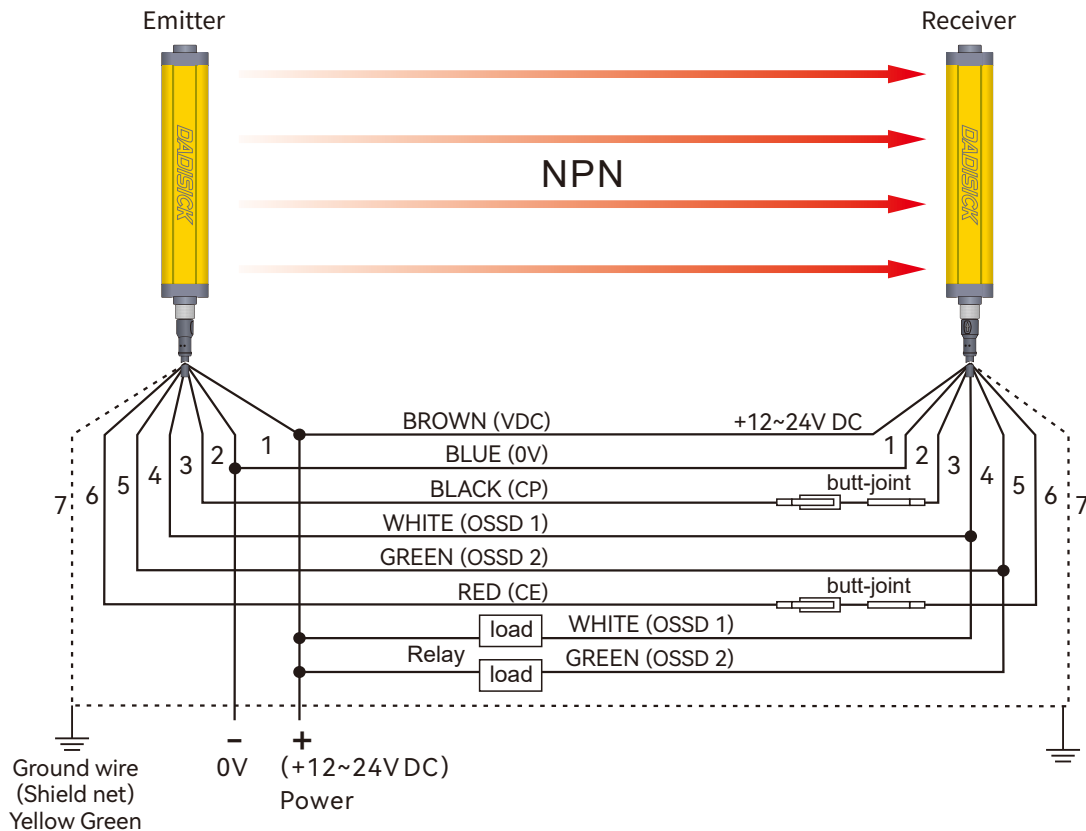
C

PNP NO



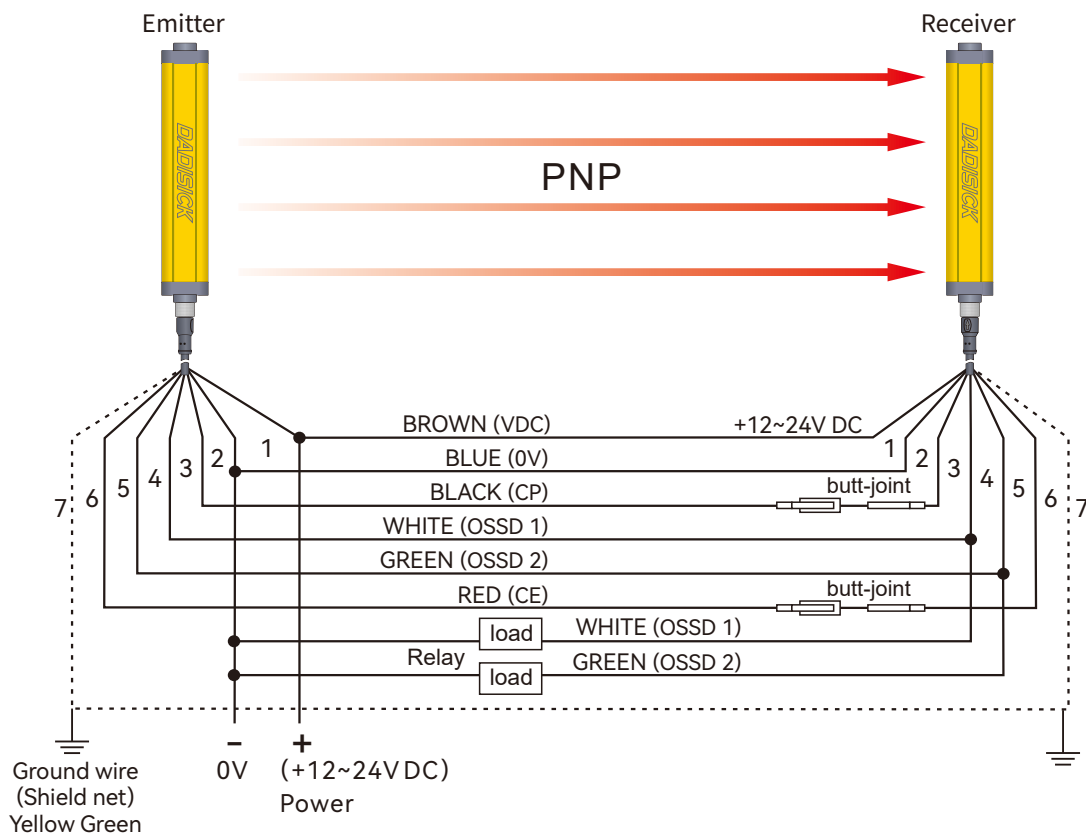
D

2. NPN output wiring diagram








This figure is an example of NPN double output 7-pin wiring.

3. PNP output wiring diagram

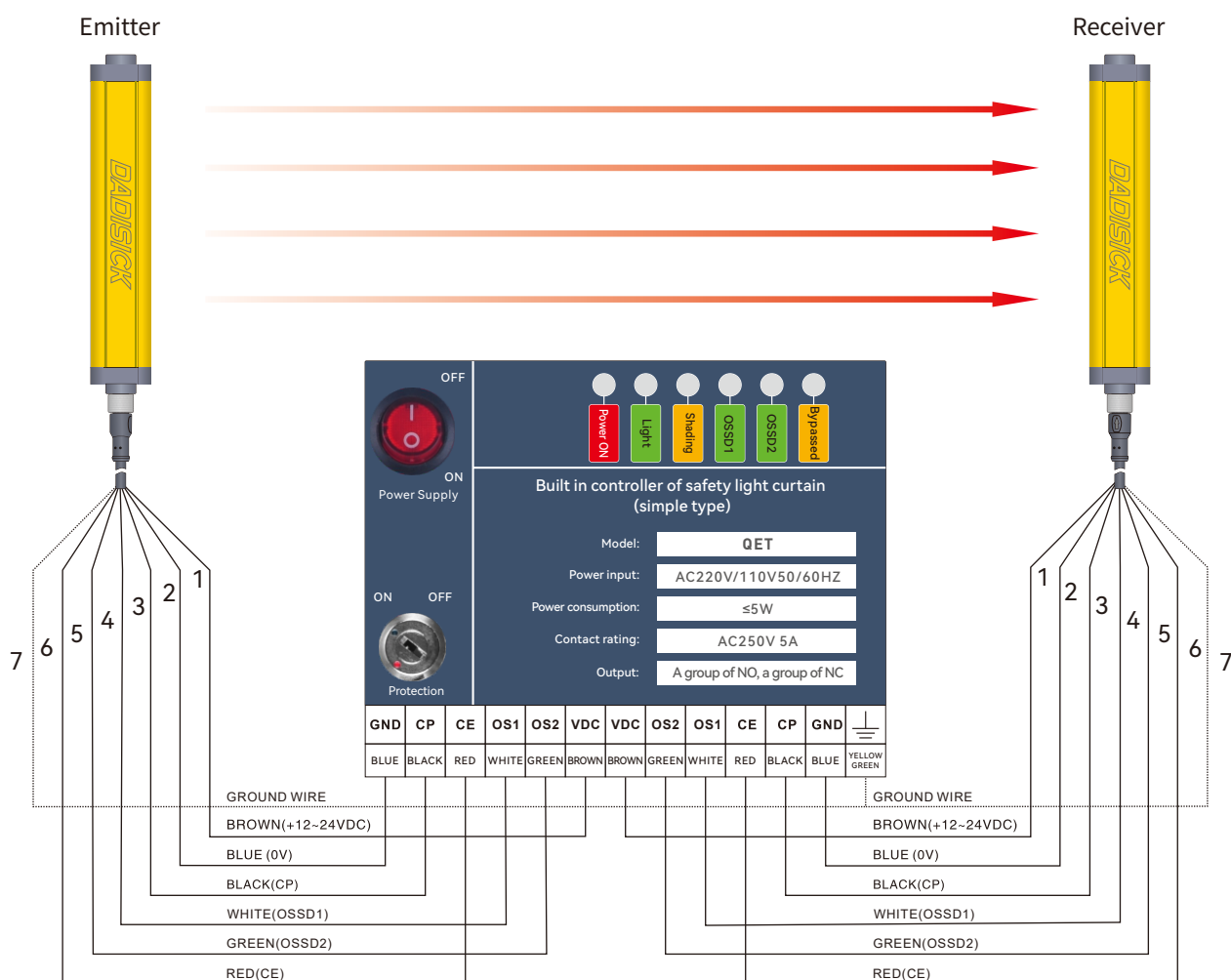


This figure is an example of PNP double output 7-pin wiring.

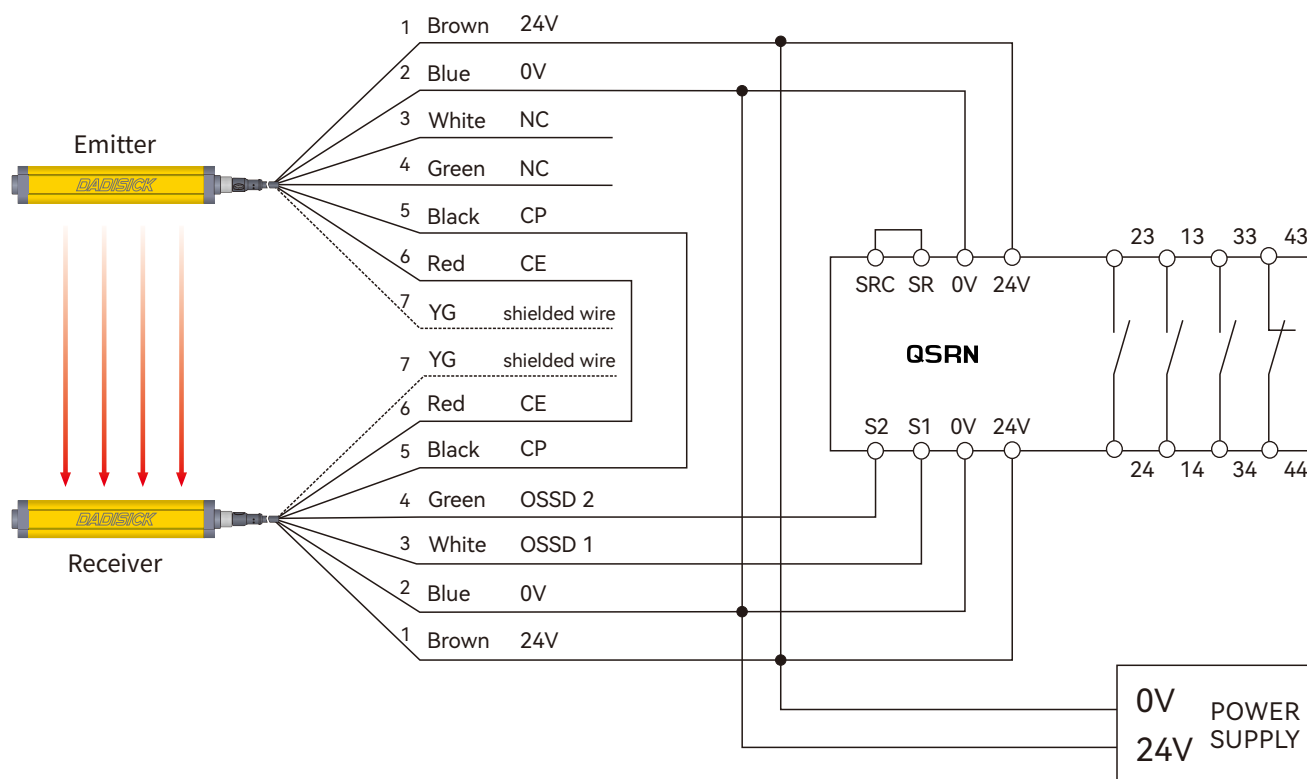
4. Selection of safety light curtain controller

Name	Order separately	Model	Descriptions
Built-in controller		QET	Used to monitor the signal processing of QM series light curtain, and output one group of NO and one group of NC.
Safety relay		QSRN	QSRN safety relays have three groups of NO and one group of NC, with strong control capabilities. They are suitable for various signal monitoring in industrial places with high safety requirements, including emergency stop signals, safety door opening and closing signals, safety light curtain signals, and two-handed button signals.
Safety relay	  Multifunctional switching switch	Ter-A	Equipped with a mode switch, it can be used for most safety components, such as light curtains, safety switches, carpet contacts, two handed switches, etc. Automatic/manual reset paddles for quick configuration. Dual channel monitoring circuit, safe and reliable.
Light curtain relay		QET-1	Output conversion between NC and NO for QM series light curtain.

4.1 Wiring diagram of QET built-in controller

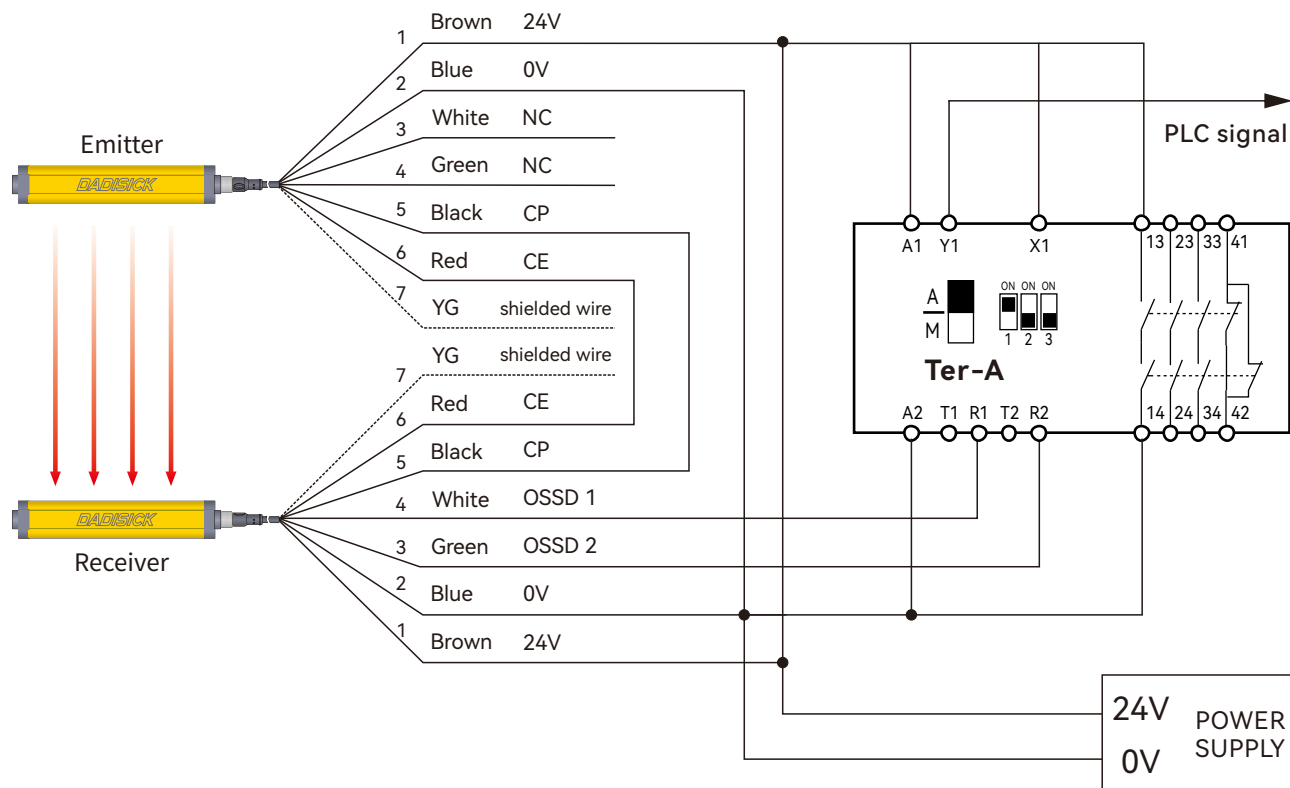


4.2 Wiring diagram of QSRN safety relay

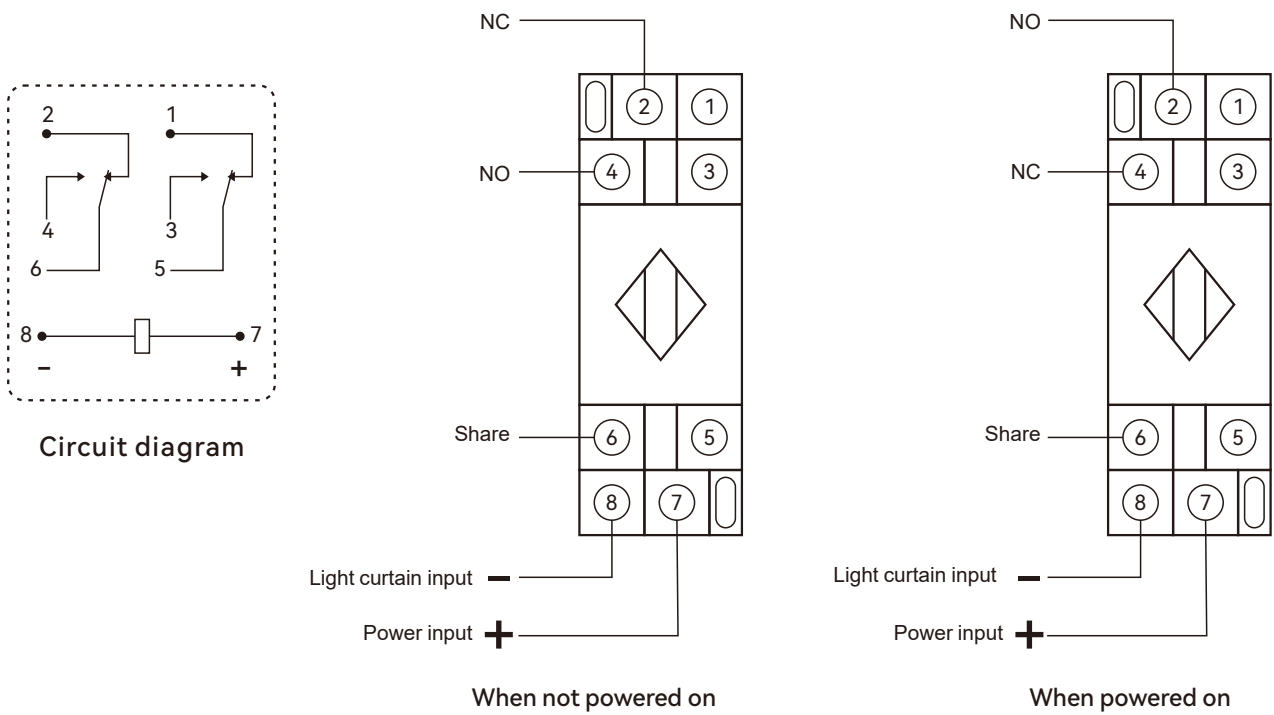


4.3 Wiring diagram of Ter-A safety relay

Dual channel light curtain PNP switch safety input, with automatic reset and PLC signal output.

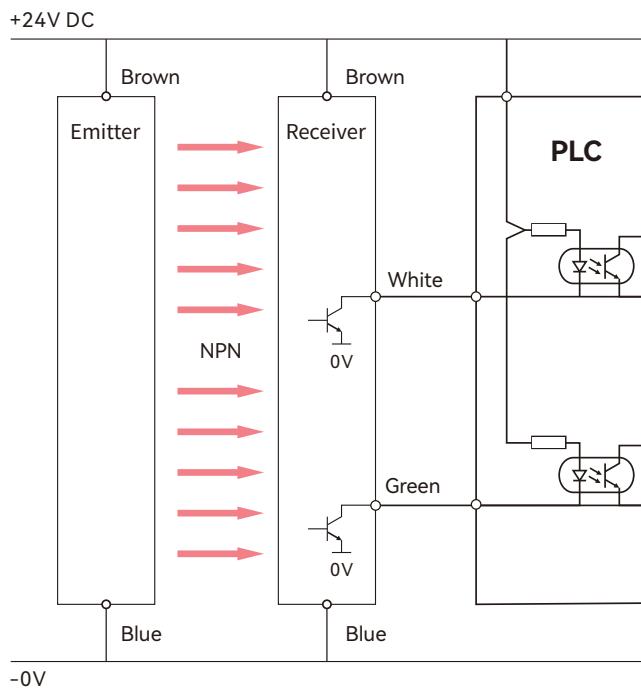


4.4 Wiring diagram of QET-1 light curtain relay

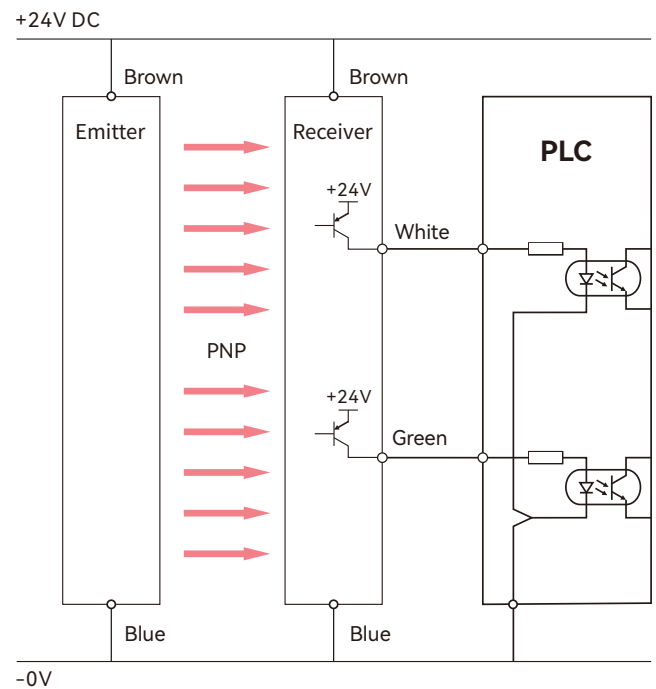


4.5 Wiring between light curtain and PLC and one-chip computer system


NPN wiring:



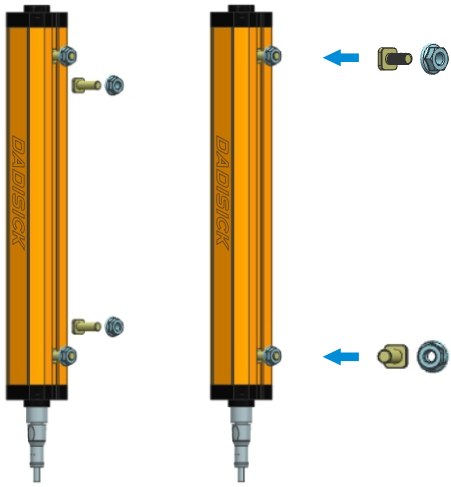
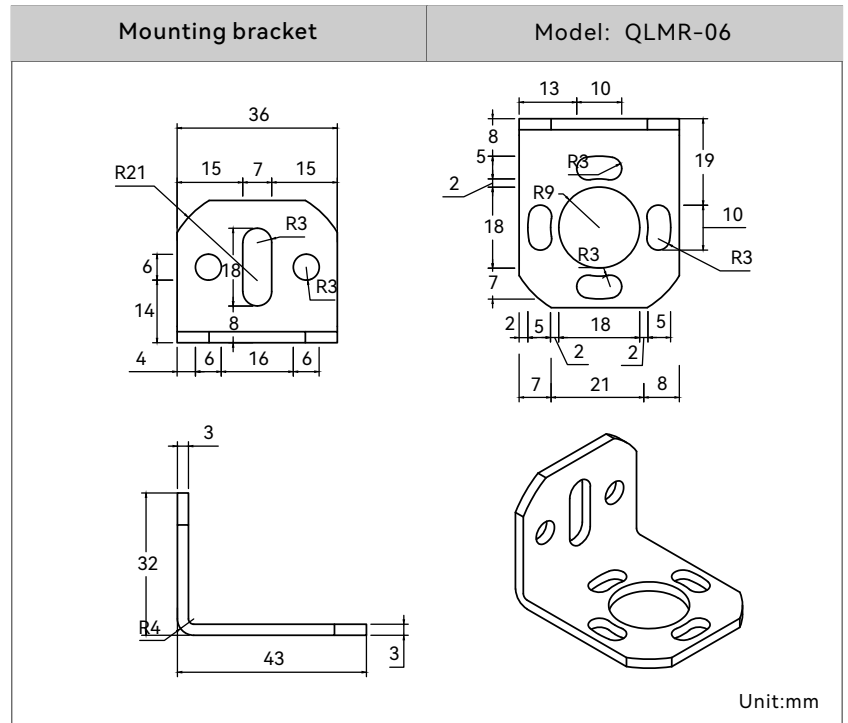
PNP wiring:



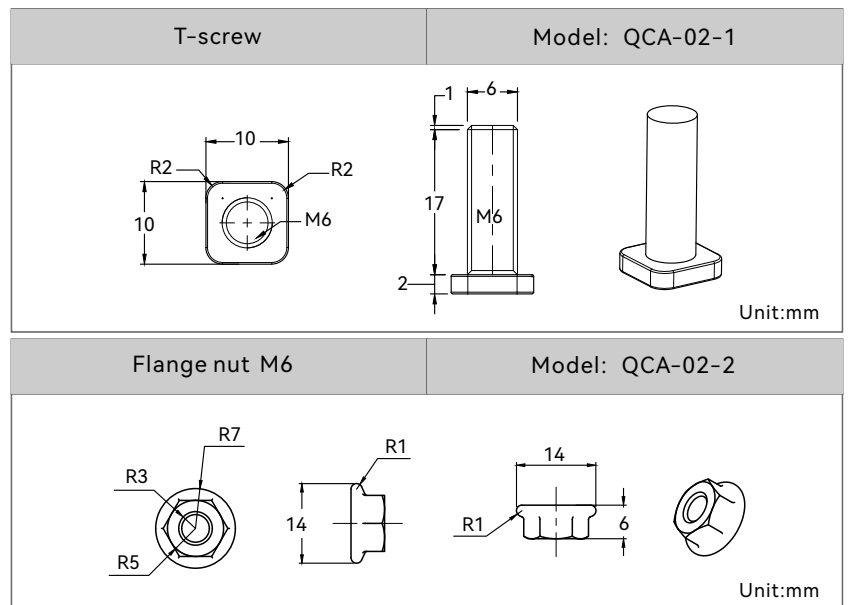
Accessories

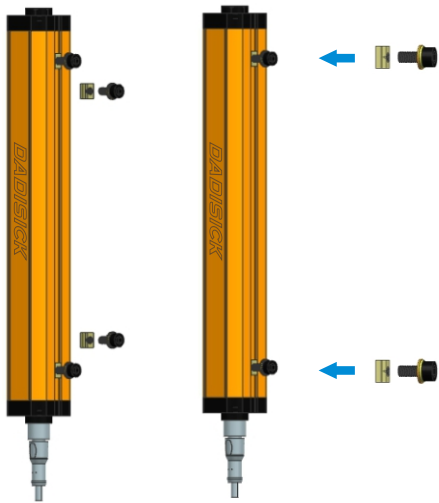


1. Installation of right angle brackets at both ends
(Original accessories)

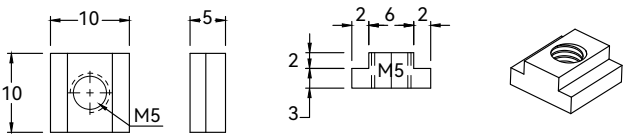
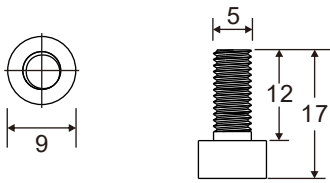


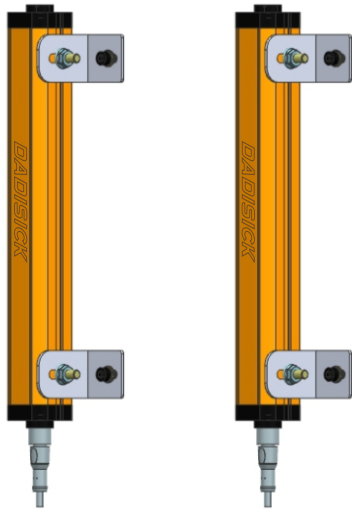
2. Installation method of T-shaped screws on the back
(Original accessories)



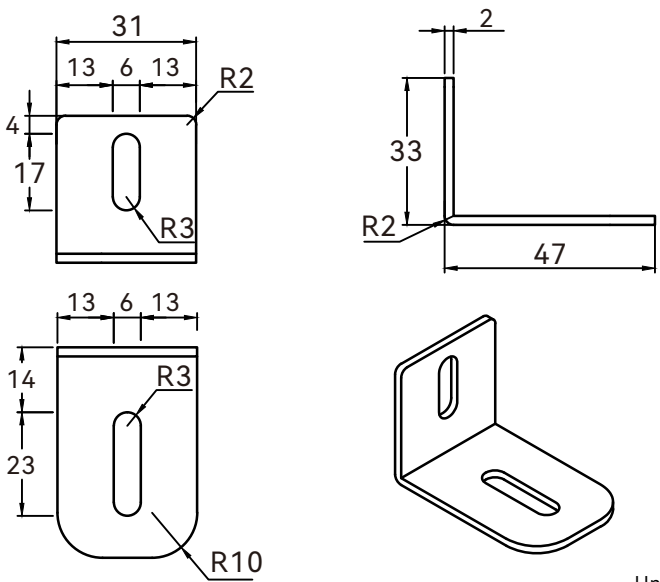


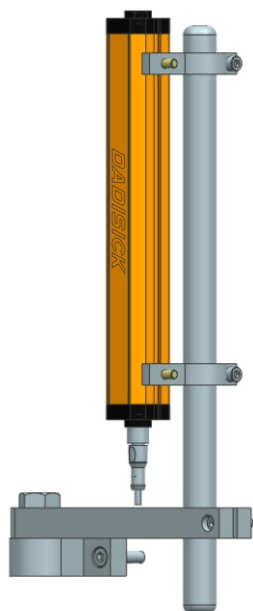
3. Installation method of convex nut
(Optional accessories)

Raised nut	Model: QCA-03-1
	Unit:mm
M5 screw	Model: QCA-03-2
	Unit:mm



4. Installation method of side right angle bracket
(Optional accessories)

Side mounting bracket	Model: QCA-05
	Unit:mm

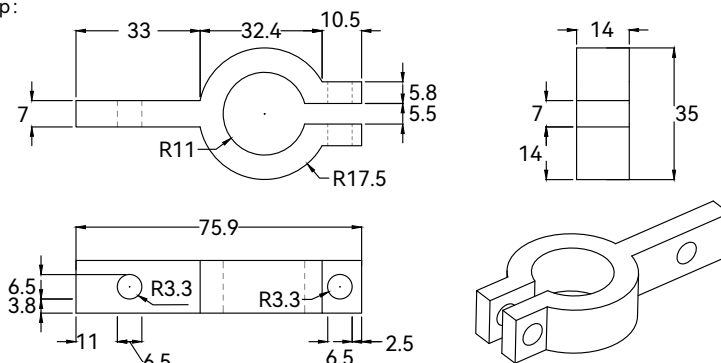


5. Stainless steel bracket installation
(Order separately)

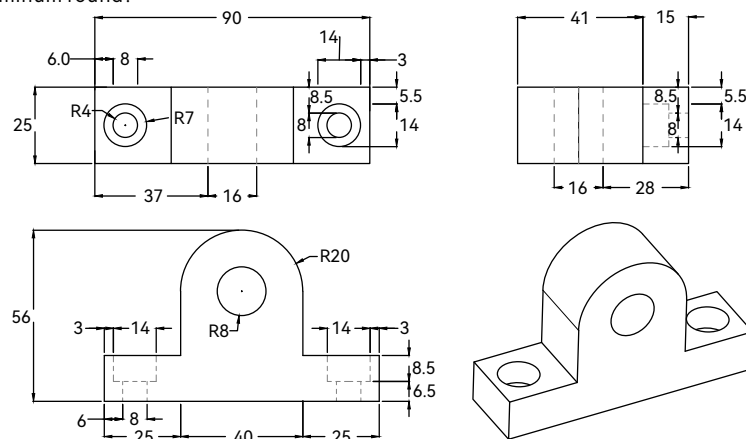
Stainless steel bracket installation

Model: QCA-01

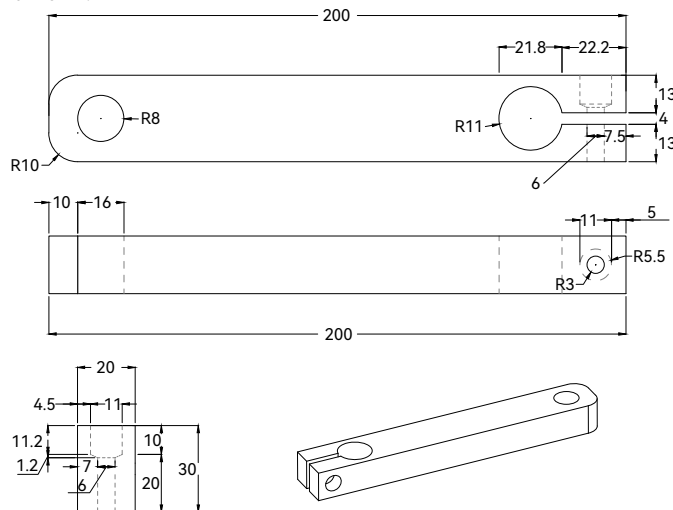
Clip:




Aluminum round:



Aluminum arm:



Steel pipe:



Length: 400/500/600/700/800/1000 optional

Unit:mm