

TECHNICAL DATA SHEET

SAFETY LIGHT CURTAIN SENSOR

Emitter: QT16/10-150-2BB-E

Receiver: QT16/10-150-2BB-R




Figure can vary

Contents

- Product application
- Technical data
- Operation and display
- Dimensioned drawings
- Electrical connection
- Wiring diagram
- Accessories



GB/T 19001-2016

Product application

- A. Light curtain can achieve full protection for the slider can be stopped at any position on the press machine.
- B. The light curtain can only achieve upper dead point protection if the slider can not be stopped at any position on the press machine.
- C. Realize the regional protection for the industry manipulator, injection molding machines, packaging equipment, automation equipment, assembly wires and other dangerous work area.
- D. Used to detect and alarm object.

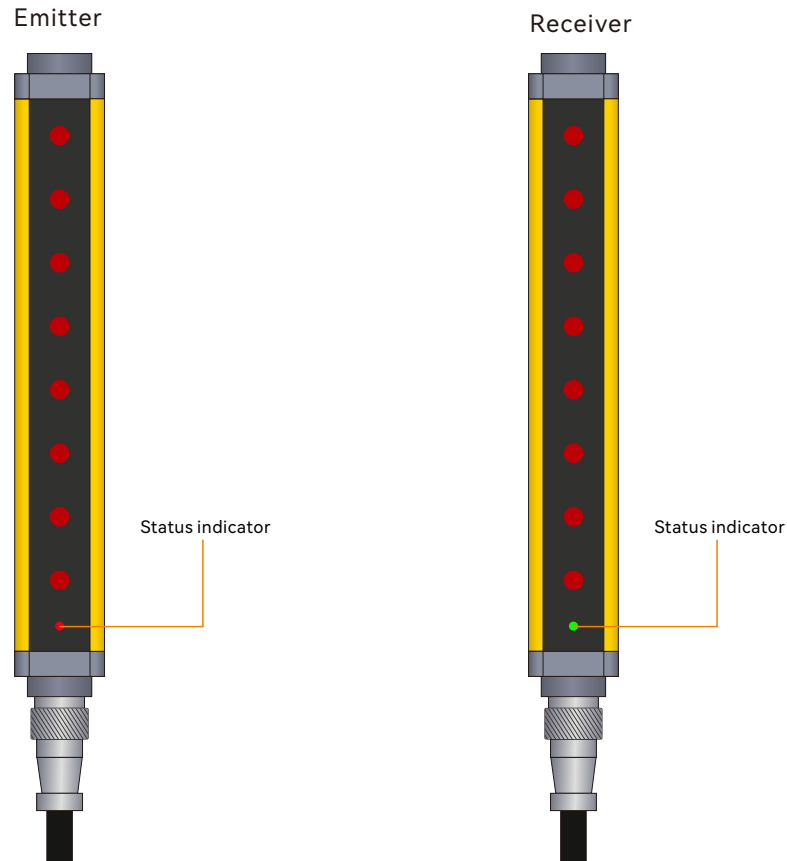
Technical data

Basic data of Receiver and Emitter

Standard packaging	
Product model	QT16/10-150-2BB-E and QT16/10-150-2BB-R
Standard configuration	One receiver, one transmitter, two data lines, one right-angle rack, and one t-shaped screw
Light curtain form	Infrared radiation type
Application	Standard industrial environment - finger protection
Features	
Resolution ratio	10mm
Check the accuracy	18mm
Number of beams	16
Protection height	150mm
Total height	223mm
Detection distance	30-6000mm (Default 30-6000mm, customer service can be contacted to customize 30-45000mm.)
Response time	≤15ms
Synchronization	
Synchronization	Line synchronization
Consumption current	≤200mA
Output mode	2-circuit of PNP, with current of 500mA and voltage below 1.5V, polarity, short circuit and over-cutting protection
Output status	ON (receiving indicator green light)
Indicator light	Transmitter: power indicator light (red); receiver: output indicator light on (green), blackout (red)
Wavelength	850nm
Type of light	Infrared light (NIR), invisible
Function	Automatic reset
Mechanical data	
Overall dimension	51*35*223mm
Housing material	Metal
Metal shell	Aluminium
Lens front screen material	Acrylic
Upper and lower cover materials	ABS reinforced nylon PA66+30% GF
Environmental data	
Protection grade	IP65
Resistance to ambient light	Incandescent light: illumination of light-receiving surface 3000Lx; Sunlight: illumination of light-receiving surface 10000Lx
Ambient temperature	Working temperature: - 10~+40 °C (but not frozen), storage temperature: - 25 ~+55 °C
Ambient humidity	Working time: 35~85% RH, saving time: 35~95% RH

Performance data	
Protection circuit	Short circuit protection Overvoltage protection
Supply voltage	24VDC, -20...20%
Maximum current consumption	150mA
Fuse	2A half time interval
Output	
Number of safe output circuits (OSSD)	2-circuit
Type	Safety circuit output circuit OSSD
Minimum switch voltage high	18V
Minimum switch voltage low	2.5V
Typical switching voltage	22.5V
Voltage type	DC
Maximum current load	380mA
Load inductance	two thousand
Load capacity	zero point three
Maximum residual current	0.2mA
Typical residual current	0.002MA
Voltage drop	1.5V
Safety switch output 1	Connection pin 4, WHITE OSSD1
Switching element	Transistor PNP
Safety switch output 2	Connection pin 5, GREEN OSSD2
Switching element	Transistor PNP
Certificate	
CETÜV	No.E8A 104143 0001 Rev.00
ROHS certification	No.BSTDG180811032001CC
CE TYPE 4	No.ICR Polska/VC/HS221214
UL	No. 4790783741.1-S
GB/T	No. HIC180327 GB/T 19001-2016 idt ISO 9001:2015

Operation and display

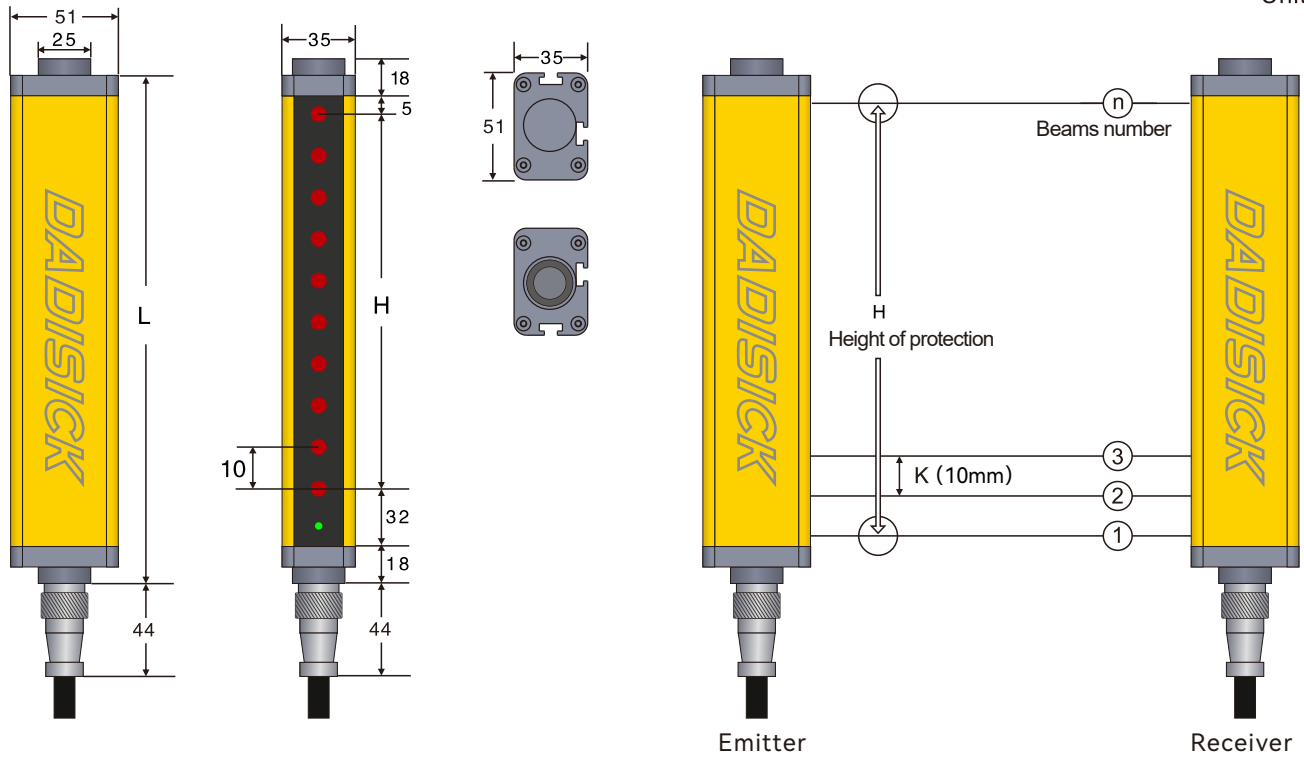


Normal operation of light curtain	LED Indicator status	Explain
Emitter	 Red, always on	Turns on the power
	 Receiver and emitter are red	Receiver and Emitter are not aligned
Receiver	 Green	All light paths are connected
	 Red	Light path shading
	 Lights flashing	Interference or overstep detection range

Dimensioned drawings

QT 10mm series

Unit: mm



Remarks

L: Total length of light screen

H: Height of protected area

K: Resolution ratio

n: Beams number

 $L = 18 + 5 + H + 32 + 18$ $H = (n - 1) * 10$

QT 10mm specification list

Resolution	Light beam	Protection height (H)	Total height (L)	Product model	Signal output mode		Detection range
					Two outputs	PNP output	
10mm (K)	12	110	183	QT12/10-110	2	PNP	0.3-6m
	14	130	203	QT14/10-130	2	PNP	0.3-6m
	16	150	223	QT16/10-150	2	PNP	0.3-6m
	18	170	243	QT18/10-170	2	PNP	0.3-6m
	20	190	263	QT20/10-190	2	PNP	0.3-6m
	22	210	283	QT22/10-210	2	PNP	0.3-6m
	24	230	303	QT24/10-230	2	PNP	0.3-6m
	26	250	323	QT26/10-250	2	PNP	0.3-6m
	28	270	343	QT28/10-270	2	PNP	0.3-6m
	30	290	363	QT30/10-290	2	PNP	0.3-6m
	32	310	383	QT32/10-310	2	PNP	0.3-6m
	34	330	403	QT34/10-330	2	PNP	0.3-6m
	36	350	423	QT36/10-350	2	PNP	0.3-6m
	38	370	443	QT38/10-370	2	PNP	0.3-6m
	40	390	463	QT40/10-390	2	PNP	0.3-6m
	42	410	483	QT42/10-410	2	PNP	0.3-6m
	44	430	503	QT44/10-430	2	PNP	0.3-6m
	46	450	523	QT46/10-450	2	PNP	0.3-6m
	48	470	543	QT48/10-470	2	PNP	0.3-6m
	50	490	563	QT50/10-490	2	PNP	0.3-6m
52	510	583	QT52/10-510	2	PNP	0.3-6m	
54	530	603	QT54/10-530	2	PNP	0.3-6m	
56	550	623	QT56/10-550	2	PNP	0.3-6m	
58	570	643	QT58/10-570	2	PNP	0.3-6m	
60	590	663	QT60/10-590	2	PNP	0.3-6m	
62	610	683	QT62/10-610	2	PNP	0.3-6m	
64	630	703	QT64/10-630	2	PNP	0.3-6m	
66	650	723	QT66/10-650	2	PNP	0.3-6m	
68	670	743	QT68/10-670	2	PNP	0.3-6m	
70	690	763	QT70/10-690	2	PNP	0.3-6m	

Electrical connection

Electrical interface	
Number of interfaces	2 (receiver and transmitter)
Type	M16 connector, 7-pin
Interface metal	Copper nickel plating
Plug material	kirsite
Rated current (A)	5A
Contact DC (ACV)	Φ1*5
working voltage (ACV)	500V
pressurization (ACV)	1500V
contact resistance	5MΩ
insulation resistance	2000MΩ
Allowable typical conductor section	0.25mm ²
Maximum link cable	100M
Maximum allowable carrying current	4.9A
Cable material	PVC
Shielding	shielded

Cable description:



7-pin M16 cable connector straight
3m waterproof cable

Emitter Wiring diagram		
Pin number	Line color	Name
1	BROWN	24V DC
2	BLUE	0V
3	BLACK	CP
4	WHITE	NC
5	GREEN	NC
6	RED	CE
7	YELLOW	Ground wire

Receiver Wiring diagram		
Pin number	Line color	Name
1	BROWN	24V DC
2	BLUE	0V
3	BLACK	CP
4	WHITE	OSSD1
5	GREEN	OSSD2
6	RED	CE
7	YELLOW	Ground wire

1. QT signal output selection (actual output of transistor working normally)

NPN NC



PNP NC



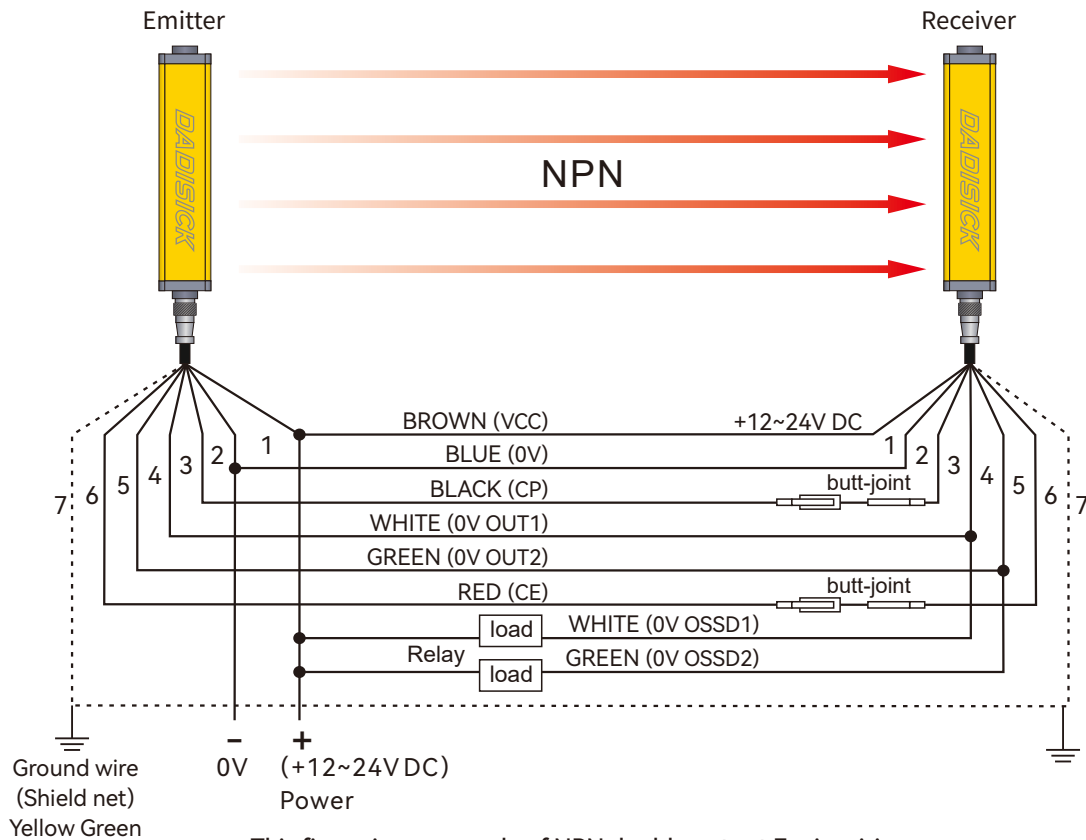
NPN NO



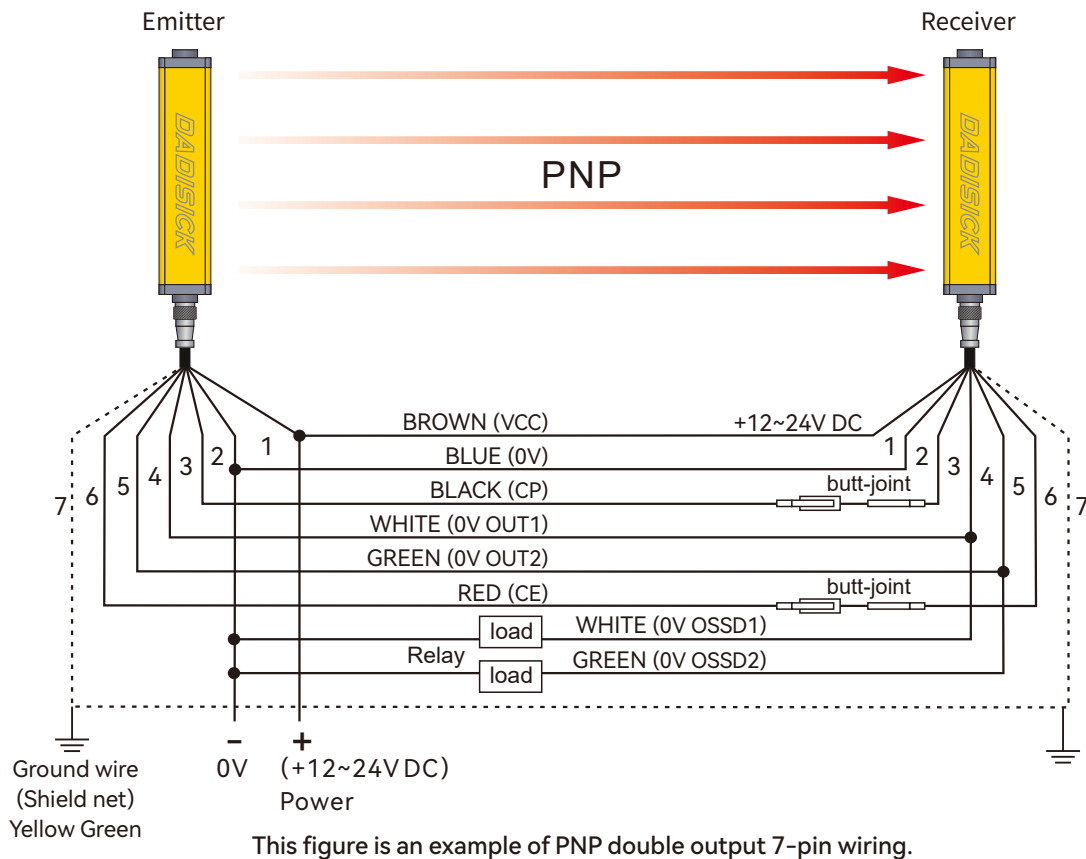
PNP NO








2. NPN output wiring diagram



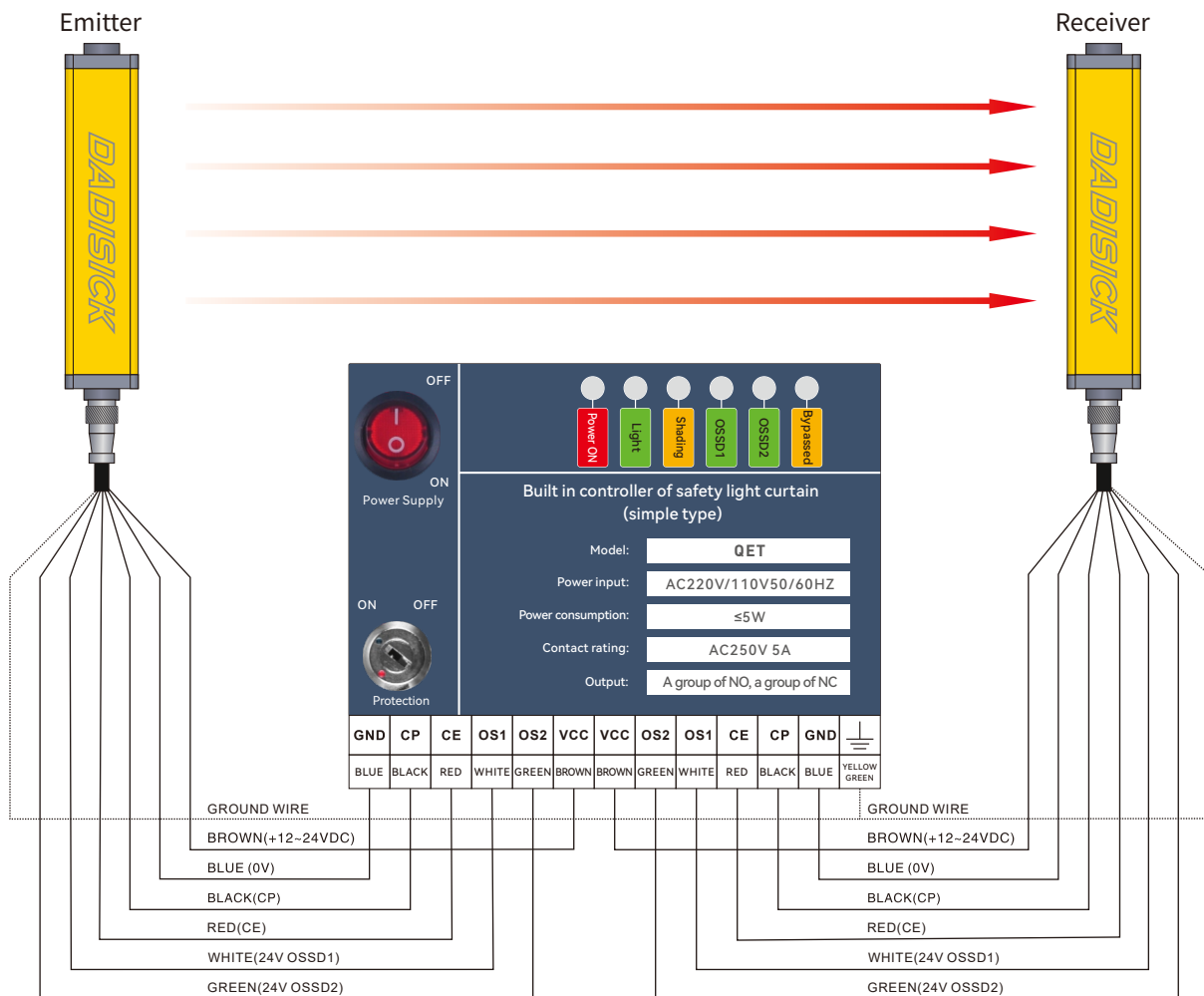
3. PNP output wiring diagram



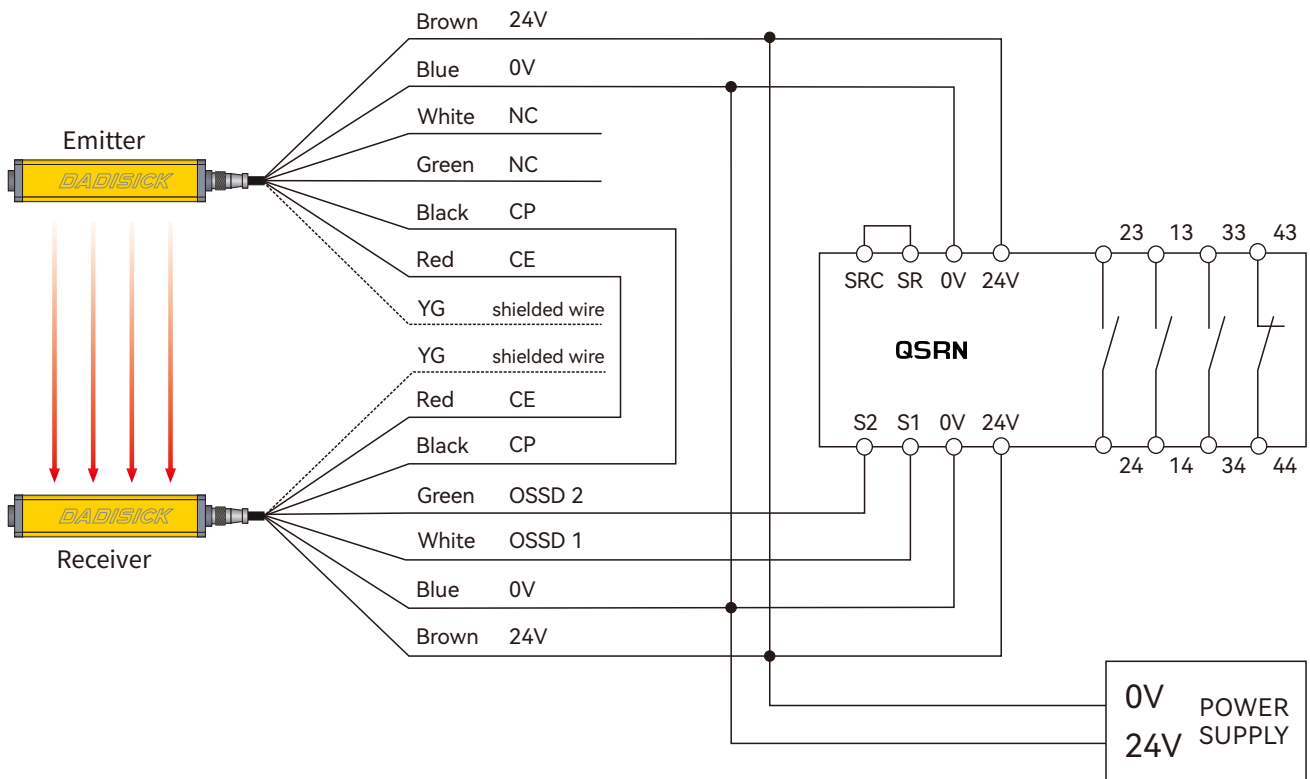
4. Selection of safety light curtain controller

Name	Order separately	Model	Descriptions
Built-in controller		QET	Used to monitor the signal processing of QT series light curtain, and output one group of NO and one group of NC.
Safety relay		QSRN	QSRN safety relays have three groups of NO and one group of NC, with strong control capabilities. They are suitable for various signal monitoring in industrial places with high safety requirements, including emergency stop signals, safety door opening and closing
Safety relay	  Multifunctional switching switch	Ter-A	Equipped with a mode switch, it can be used for most safety components, such as light curtains, safety switches, carpet contacts, two handed switches, etc. Automatic/manual reset paddles for quick
Light curtain relay		QET-1	Output conversion between NC and NO for QT series light curtain.

4.1 Wiring diagram of QET built-in controller

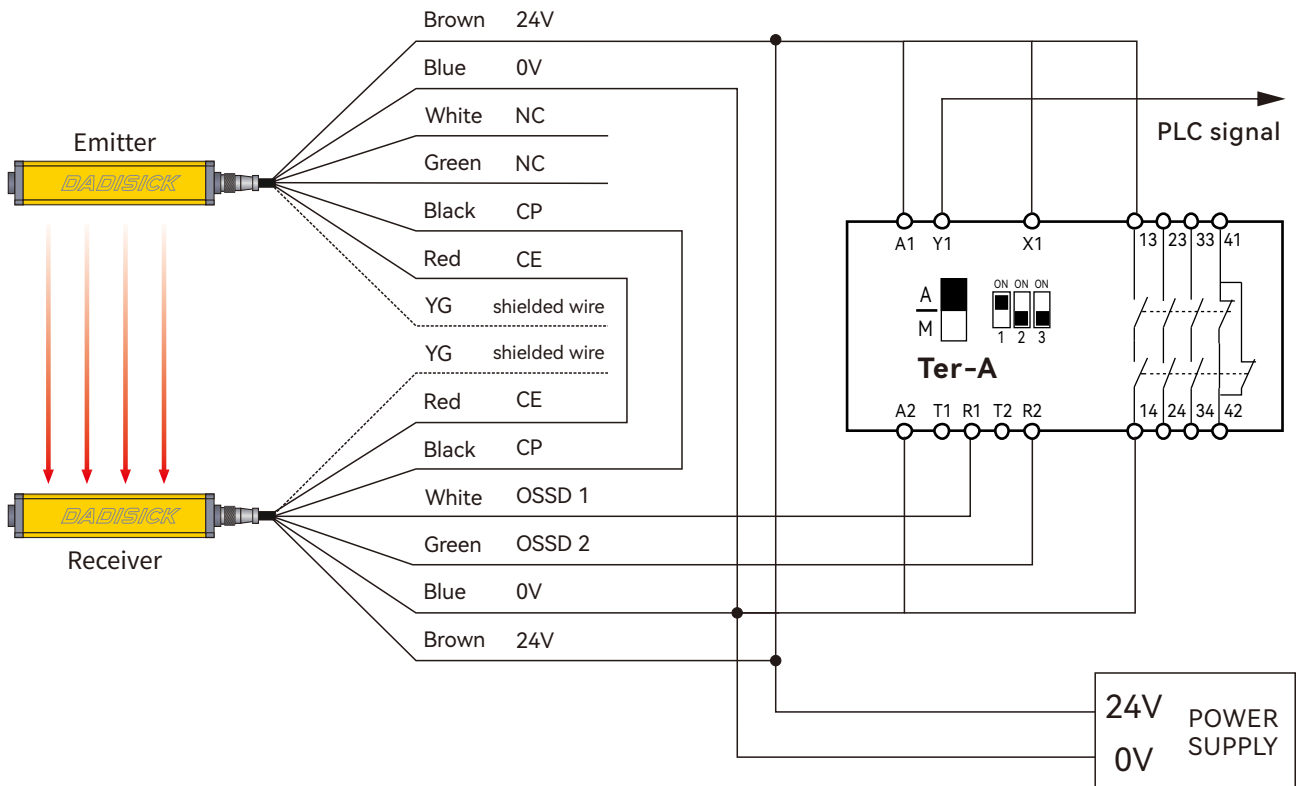


4.2 Wiring diagram of QSRN safety relay



4.3 Wiring diagram of Ter-A safety relay

Dual channel light curtain PNP switch safety input, with automatic reset and PLC signal output.

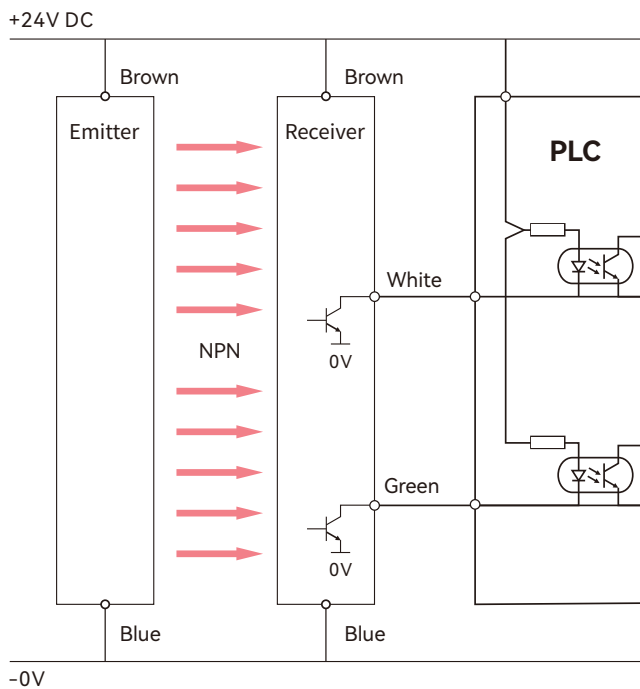


4.4 Wiring diagram of QET-1 light curtain relay



4.5 Wiring between light curtain and PLC and one-chip computer system

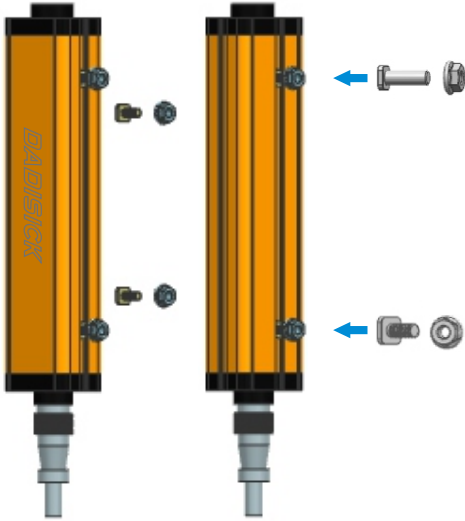
NPN wiring:



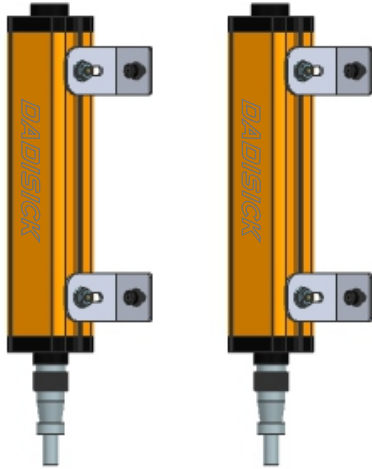
PNP wiring:



Accessories



1. Installation method of T-shaped screws on the back
(Original accessories)



2. Installation method of side right angle bracket
(Original accessories)



3. Installation method of convex nut
(Optional accessories)





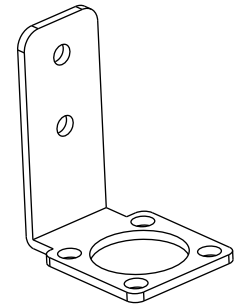
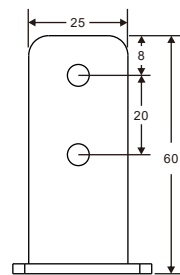
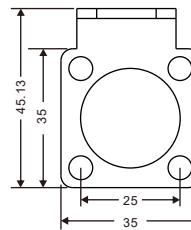
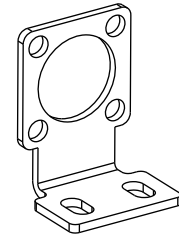
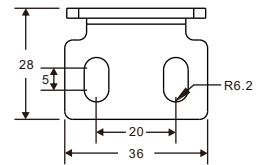
4. Installation method of right angle brackets at both ends
(Order separately)



5. Shockproof installation method of right angle brackets at both ends
(Order separately)

Right angle brackets at both ends

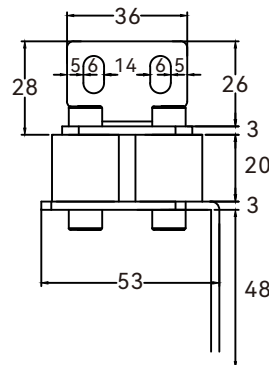
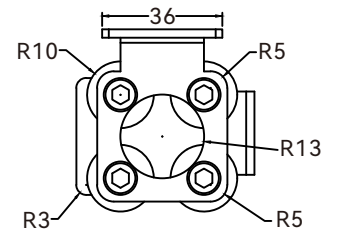
Model: QA-02




Unit:mm

Shockproof right angle brackets

Model: QA-01



Unit:mm



6. Stainless steel bracket installation
(Order separately)

