

FUZHOU ROPO BUILDING MATERIALS CO., LTD

TEST Report

SCOPE OF WORKS

Performance test - French Door

REPORT NUMBER

170622002SHF-BP-4

ISSUE DATE

2017/7/24

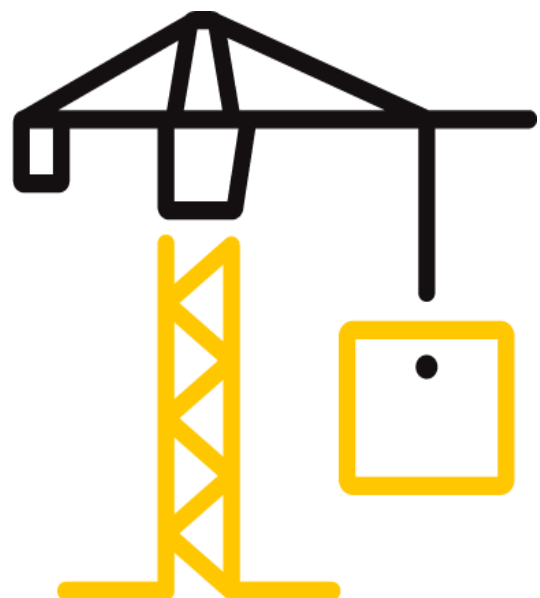
PAGES

15

DOCUMENT CONTROL NUMBER

LFT-APAC-SHF-OP-10a

© 2017 INTERTEK



Test Report

Issue Date: 2017/7/24 Intertek Report No. 170622002SHF-BP-4

Applicant: Fuzhou Ropo Building Materials Co., Ltd

Applicant Address: Tieling Industrial Zone, Minhou, Fuzhou, Fujian, China

Attn: Deng Bisheng

SUBJECT: Performance testing
French Door

Dear Sir,

This test report for represents the results of our evaluation of the above referenced product(s) to the requirements contained in the following standards:

TEST METHODS AND STANDARDS
AS 2047-2014: Windows and External Glazed Doors in Buildings

SAMPLE ID	MODEL	SPECIFICATION
S170622002SHF.004	ROPO17D001	1780 mm (W) x 2200 mm (H)

SAMPLE RECEIEVED: 2017/6/19
TESTED FROM: 2017/7/3 TO 2017/7/4

This report is for the exclusive use of Intertek's Client and is provided pursuant to the agreement between Intertek and its Client. Intertek's responsibility and liability are limited to the terms and conditions of the agreement. Intertek assumes no liability to any party, other than to the Client in accordance with the agreement, for any loss, expense or damage occasioned by the use of this report. Only the Client is authorized to permit copying or distribution of this report and then only in its entirety. Any use of the Intertek name or one of its marks for the sale or advertisement of the tested material, product or service must first be approved in writing by Intertek. The observations and test results in this report are relevant only to the sample tested. This report by itself does not imply that the material, product, or service is or has ever been under an Intertek certification program.

Test Report

Issue Date: 2017/7/24

Intertek Report No. 170622002SHF-BP-4

Test Items, Method and Results:

1 Test Samples

A full scale sample of was provided by the manufacturer that was not weathered nor conditioned. The drawings of the representative sample were referenced in Appendix A.

The description of the samples given below has been prepared from information provided by the sponsor of the test. All values quoted are nominal, unless tolerances are given.

Table 1 Product Information

1	Product Name	French Door
2	Model	ROPO17D001
3	Dimension of Door Frame	1780 mm (W) x 2200 mm (H) x 58 mm (T)
4	Dimension of Door Leaf	844 mm (W) x 2188 mm (H) x 58 mm (T), 2 pcs
5	UPVC Profile	Model: AD58 Manufacturer: VEKA Plastics (Shanghai) Co. Ltd.
6	Glazing	Dimension: 672 mm (W) x 1946 mm (H), 2 PCS Structure: 22 mm thick, 5 mm Tempered Glass + 12 mm Air + 5 mm Tempered Glass Supplier: Shanghai HJ Safety Glass Co.,Ltd
7	Hardware	Multipoint Lock D30 2001-2400mm, code: 259782, 2 pcs Corner Device, code: FEUL0230, 4 pcs Locking Plate, code: 260368, 12 pcs Handle, code: 599454, 2 pcs 3D Hinge, code: 224773, 8 pcs Side Multipoint Lock, code: 630955, 4 pcs Supplier: Roto Frank AG
8	Weather Bar	None
9	Thermal Break	None
10	Drainage	Sizes: 30 mm x 5 mm (Width x Height) Quantity: 2 pcs
11	Gasket (between sash and frame)	Model: 112.751, 112.750 Material: EPDM Supplier: VEKA Plastics (Shanghai) Co. Ltd.
12	Sealant of Glass	Model: SS601 Material: Neutral Silicone Sealant Supplier: Guangzhou Baiyun Chemical Industry Co., Ltd.

Test Report

Issue Date: 2017/7/24

Intertek Report No. 170622002SHF-BP-4

Test Items, Method and Results:

2 Test Result

Table 2 Test Results

Test Description	Test Result			Verdict
Deflection / Span Ratio Test	Serviceability design wind pressure	1200	Pa	Pass
	Rating	N5	General	
Operating Force Test	Force to Initial Movement	39	N	Pass
	Force to Maintain Movement	4	N	
Air Infiltration Test	+ 75 Pa	0.09	L/s·m ²	Pass
	- 75 Pa	0.08	L/s·m ²	
	Average air leakage rate	0.09	L/s·m ²	
	Rating	Low		
Water Penetration Test	Test Pressure	300	Pa	Pass
	Rating	N5	Non-exposed	
Ultimate Strength Test	Test Pressure	1200	Pa	Pass
	Rating	N2	General	

Test Report

Issue Date: 2017/7/24

Intertek Report No. 170622002SHF-BP-4

Appendix A: Sample Drawings

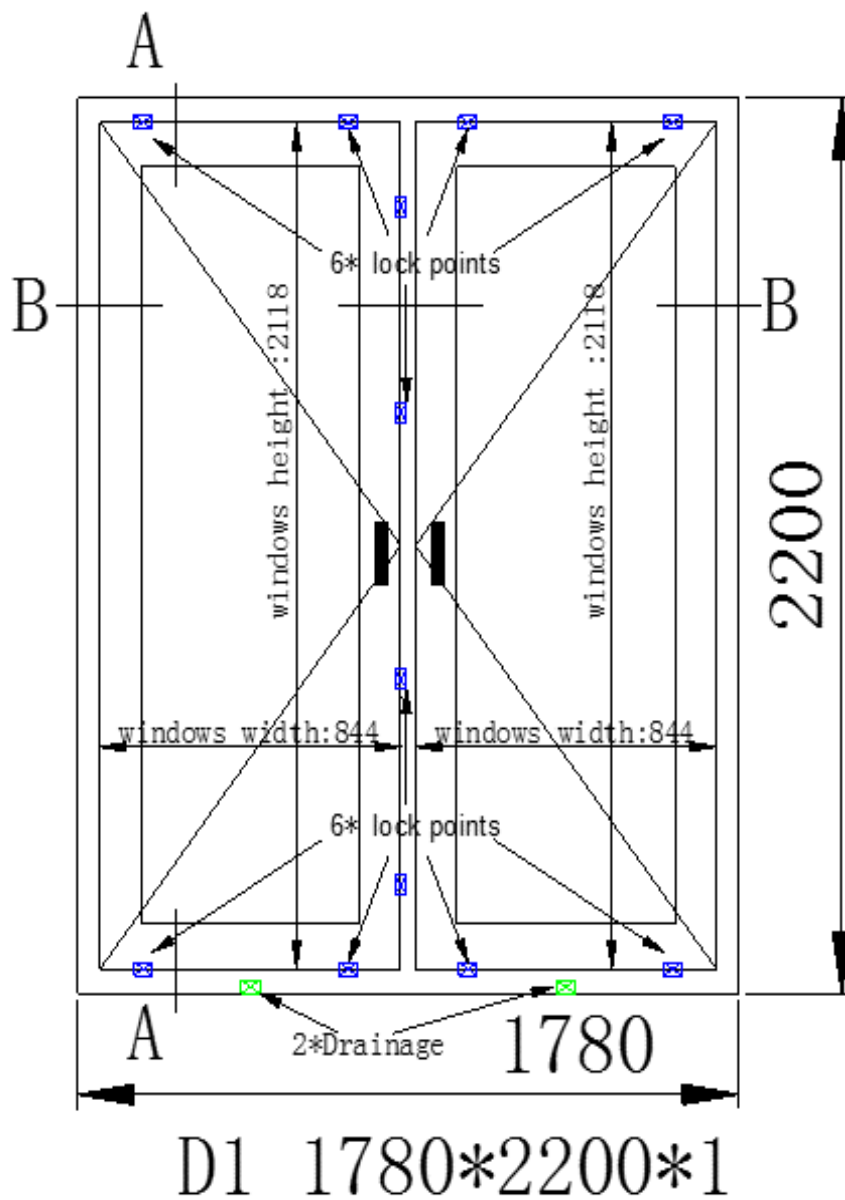


Fig.1 Drawing of Representative Sample

Test Report

Issue Date: 2017/7/24

Intertek Report No. 170622002SHF-BP-4

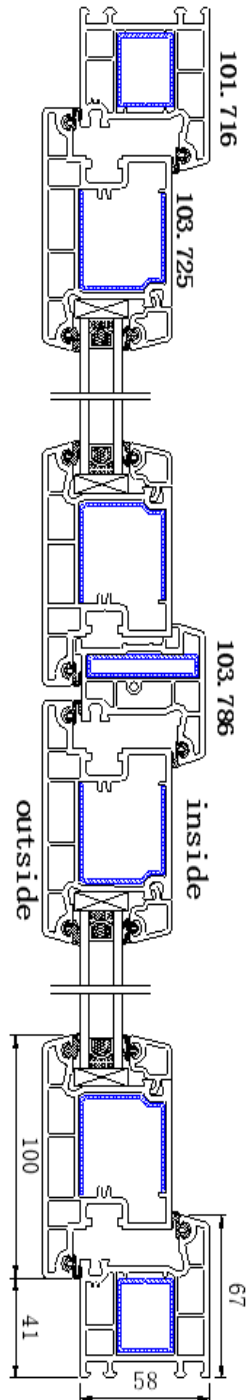


Fig.2 Drawing of Representative Sample

Test Report

Issue Date: 2017/7/24

Intertek Report No. 170622002SHF-BP-4

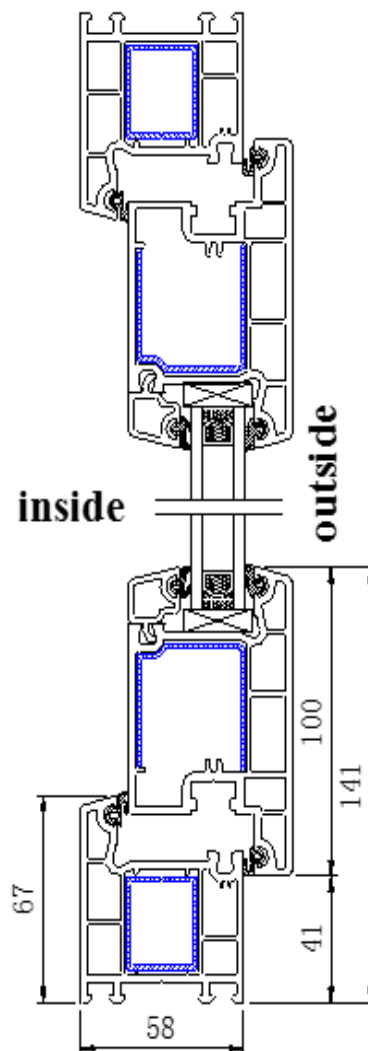


Fig.3 Drawing of Representative Sample

Test Report

Issue Date: 2017/7/24

Intertek Report No. 170622002SHF-BP-4

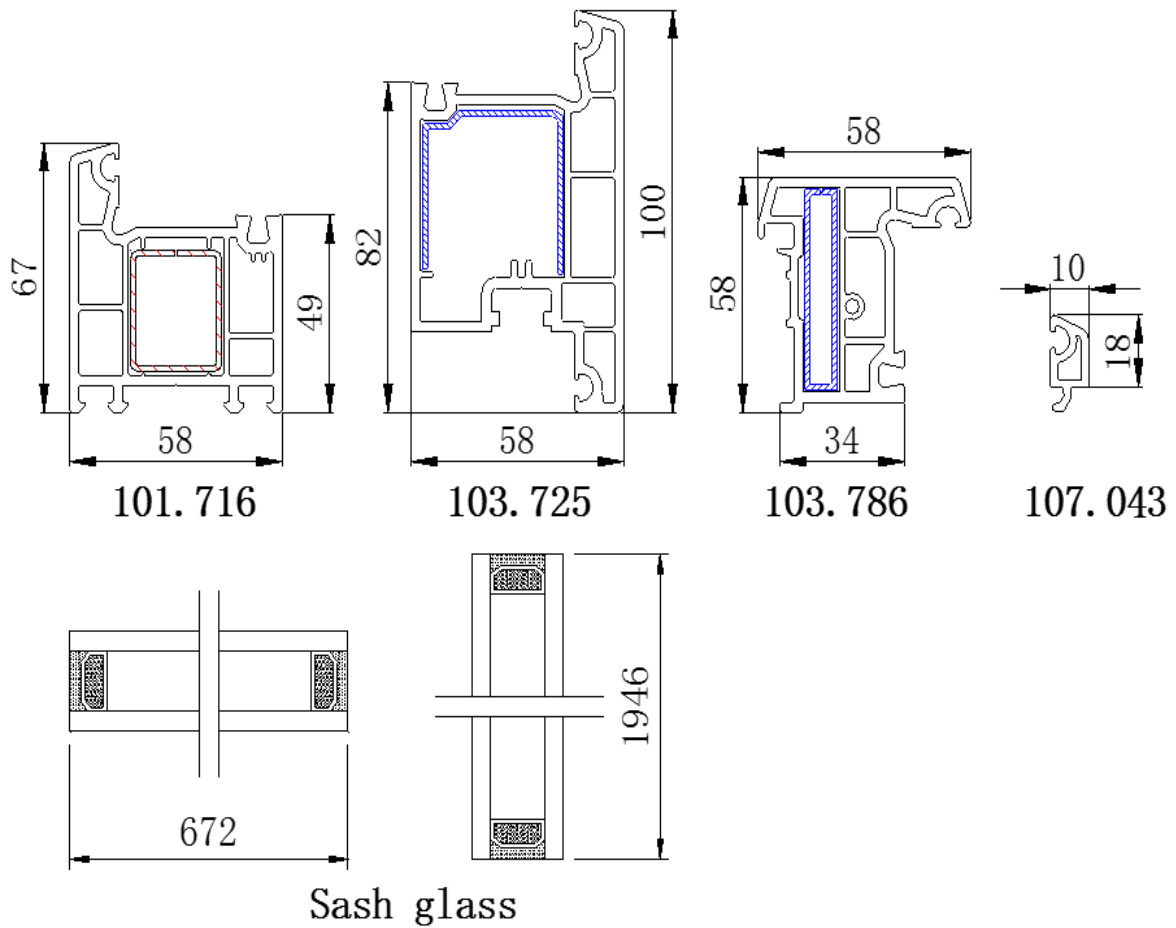


Fig.4 Drawing of Representative Sample

Test Report

Issue Date: 2017/7/24

Intertek Report No. 170622002SHF-BP-4

Appendix B: Test Data

B.1 Deflection Test – Test method AS4420.2-1996

Span length, L = 2090 mm

Maximum allowable deflection (Stile at handle side) = Span / 100 = 20.9 mm

Test Pressure (Serviceability design wind pressure), P = 1200 Pa, rating N5, General

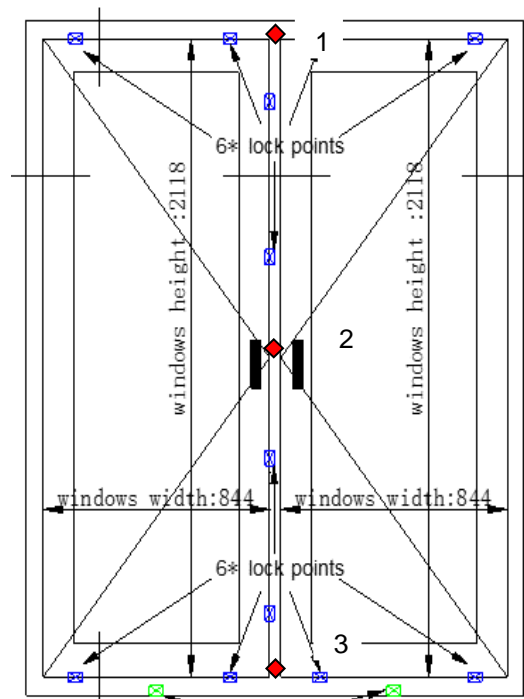


Fig.5 Location of Displacement Measuring Devices

Test Report

Issue Date: 2017/7/24

Intertek Report No. 170622002SHF-BP-4

Table 3 Test Data of Deflection Test

Member (mm)		Test Pressure (Pa)	Deflection (mm)			Actual Deflection	Maximum allowable Deflection /Span Ratio	Verdict
Item	Span Length		1	2	3			
Stile at handle side	2090	+P/4 = 300	0.9	2.4	0.6	7.1	20.9	Pass
		+2P/4 = 600	1.8	4.9	1.4			
		+3P/4 = 900	2.7	7.5	2.5			
		+4P/4 = 1200	3.6	10.4	3.0			
		0	0.2	0.3	0.1			
Stile at handle side	2090	-P/4 = -300	0.9	2.5	0.8	7.2	20.9	Pass
		-2P/4 = -600	1.7	5.1	1.7			
		-3P/4 = -900	2.8	8.1	2.6			
		-4P/4 = -1200	4.5	11.5	4.1			
		0	0.5	0.9	0.6			

Test Report

Issue Date: 2017/7/24

Intertek Report No. 170622002SHF-BP-4

Appendix B: Test Data

B.2 Operating force test – Test method AS4420.3-1996

Left leaf

Table 4 Test Data of Operating Force Test

Force Type	Force Data	Requirements	Verdict
To Initial Movement (N)	39	160	Pass
To Maintain Movement (N)	4	80	Pass

Right leaf

Table 5 Test Data of Operating Force Test

Force Type	Force Data	Requirements	Verdict
To Initial Movement (N)	20	160	Pass
To Maintain Movement (N)	4	80	Pass

Test Report

Issue Date: 2017/7/24

Intertek Report No. 170622002SHF-BP-4

Appendix B: Test Data

B.3 Air infiltration test – Test method AS4420.4-1996

Overall area: 3.92 m²**Table 6 Test Data of Air Infiltration Test**

Test pressure of 75 Pa	Infiltration rate (positive direction)	0.09 L/s·m ²
	Exfiltration rate (negative direction)	0.08 L/s·m ²
	Average air leakage rate	0.09 L/s·m ²
	Rating	Low
	Requirement: Maximum Air Infiltration	1.0 L/s·m ²

Test Report

Issue Date: 2017/7/24

Intertek Report No. 170622002SHF-BP-4

Appendix B: Test Data

B.4 Water resistance test – Test method AS4420.5-1996

There was no water penetration after water sprayed for 15 minutes at 300 Pa.

Water penetration: After water sprayed for 3 minutes at 450 Pa, the water penetration started at the bottom corner at handle side between glass and leaf stile.

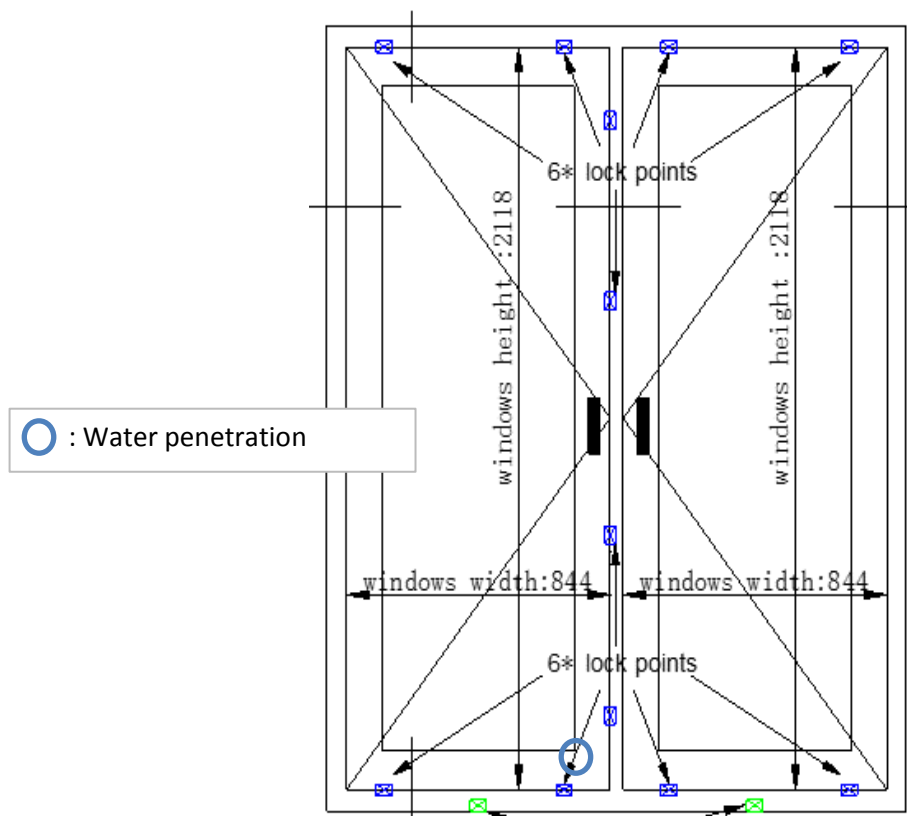


Fig.6 Location of Water Penetration

Test result:

Pmax = 300 Pa

Rating: N5

Test Report

Issue Date: 2017/7/24

Intertek Report No. 170622002SHF-BP-4

Appendix B: Test Data

B.5 Ultimate strength test – Test method AS4420.6-1996

Required ultimate strength test pressure: 1200 Pa

Rating: N2

Test result:

The window was not collapsed when subjected to ultimate strength of 1200 Pa (N2). No significant breakage, permanent deformation or operational malfunction after ultimate strength was released. The upper door lock point was broken when subjected to ultimate strength of -1300 Pa.

Test Report

Issue Date: 2017/7/24


Intertek Report No. 170622002SHF-BP-4

APPENDIX C: SAMPLE RECEIVED PHOTO




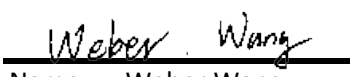
REPORT AUTHORIZED

When signed with physical or electronic signature, the contents of this report have been prepared and approved per Intertek's quality process in accordance with ISO 17025.


Name: Sun Sun
Title: Approver




Name: Fred Bao
Title: Reviewer


Name: Weber Wang
Title: Project Engineer

Revision:

NO.	DATE	CHANGES	AUTHOR	REVIEWER
0	2017/7/24	First issue	Weber Wang	Fred Bao