Table No.5 Specifications—Stock "L" Sheaves

Part No.	Bushing	Type	DIAMETERS			Dimensions								Wt. Less Bush.
			Pitch "L" Belts	Outside	Inside	O.L	L	P	C	H	G	X	E	
14 GROOVES, F = 3 3/16"														
14L54Q1	Q1	13-Web	5.4"	5.40"	4 1/2"	3 21/32"	2 1/2"	0"	11/16"	4 1/8"	3/4"	1 3/4"	9/32"	8.9
14L56Q1	Q1	13-Web	5.6	5.60	4 11/16	3 21/32	2 1/2	0	11/16	4 1/8	3/4	1 3/4	9/32	10.0
14L58Q1	Q1	13-Web	5.8	5.80	4 7/8	3 21/32	2 1/2	0	11/16	4 1/8	3/4	1 3/4	9/32	10.7
14L60Q1	Q1	13-Web	6.0	6.00	5 1/16	3 21/32	2 1/2	0	11/16	4 1/8	3/4	1 3/4	9/32	12.1
14L62Q1	Q1	13-Web	6.2	6.20	5 1/4	3 21/32	2 1/2	0	11/16	4 1/8	3/4	1 3/4	9/32	12.6
14L64Q1	Q1	13-Web	6.4	6.40	5 1/2	3 21/32	2 1/2	0	11/16	4 1/8	3/4	1 3/4	9/32	13.5
14L70Q1	Q1	13-Web	7.0	7.00	5 9/16	3 1/2	2 1/2	1/32	23/32	4 1/8	3/4	1 3/4	9/32	13.4
14L74Q1	Q1	13-Web	7.4	7.40	6	3 1/2	2 1/2	1/32	23/32	4 1/8	3/4	1 3/4	9/32	13.8
14L80Q1	Q1	13-Arm	8.0	8.00	6 9/16	3 1/2	2 1/2	1/32	23/32	4 1/8	3/4	1 3/4	9/32	16.0
14L90R1	R1	13-Arm	9.0	9.00	7 1/4	3 3/4	2 7/8	9/32	19/32	5 3/8	7/8	2	9/32	23.6
14L100R1	R1	13-Arm	10.0	10.00	7 15/16	3 3/4	2 7/8	9/32	19/32	5 3/8	7/8	2	9/32	25.5
14L120R1	R1	13-Arm	12.0	12.00	10 5/16	3 3/4	2 7/8	9/32	19/32	5 3/8	7/8	2	9/32	30.1
14L140R1	R1	13-Arm	14.0	14.00	12 1/8	3 3/4	2 7/8	9/32	19/32	5 3/8	7/8	2	9/32	34.5
14L160R1	R1	13-Arm	16.0	16.00	14 9/16	3 3/4	2 7/8	9/32	19/32	5 3/8	7/8	2	9/32	40.0
14L180R1	R1	13-Arm	18.0	18.00	16 15/16	3 3/4	2 7/8	9/32	19/32	5 3/8	7/8	2	9/32	43.5
14L200R1	R1	13-Arm	20.0	20.00	18 7/16	3 3/4	2 7/8	9/32	19/32	5 3/8	7/8	2	9/32	50.5
14L240R1	R1	13-Arm	24.0	24.00	22 3/16	3 3/4	2 7/8	9/32	19/32	5 3/8	7/8	2	9/32	61.5
14L300R1	R1	13-Arm	30.0	30.00	28 1/2	3 3/4	2 7/8	9/32	19/32	5 3/8	7/8	2	9/32	92.5
16 GROOVES, F = 3 9/16"														
16L54Q1	Q1	13-Web	5.4"	5.40"	4 1/2"	3 27/32"	2 1/2"	0"	1 1/16"	4 1/8"	3/4"	1 3/4"	9/32"	9.5
16L56Q1	Q1	13-Web	5.6	5.60	4 11/16	3 27/32	2 1/2	0	1 1/16	4 1/8	3/4	1 3/4	9/32	10.5
16L58Q1	Q1	13-Web	5.8	5.80	4 7/8	3 27/32	2 1/2	0	1 1/16	4 1/8	3/4	1 3/4	9/32	11.4
16L60Q1	Q1	13-Web	6.0	6.00	5 1/16	3 27/32	2 1/2	0	1 1/16	4 1/8	3/4	1 3/4	9/32	12.4
16L62Q1	Q1	13-Web	6.2	6.20	5 1/4	3 27/32	2 1/2	0	1 1/16	4 1/8	3/4	1 3/4	9/32	13.6
16L64Q1	Q1	13-Web	6.4	6.40	5 1/2	3 27/32	2 1/2	0	1 1/16	4 1/8	3/4	1 3/4	9/32	14.3
16L70Q1	Q1	15-Web	7.0	7.00	6	3 11/16	2 1/2	5/32	29/32	4 1/8	3/4	1 3/4	9/32	14.8
16L74Q1	Q1	15-Web	7.4	7.40	6 7/16	3 11/16	2 1/2	5/32	29/32	4 1/8	3/4	1 3/4	9/32	15.3
16L80Q1	Q1	15-Arm	8.0	8.00	6 9/16	3 11/16	2 1/2	5/32	29/32	4 1/8	3/4	1 3/4	9/32	17.1
16L90R1	R1	13-Arm	9.0	9.00	7 15/16	3 15/16	2 7/8	3/32	25/32	5 3/8	7/8	2	9/32	24.1
16L100R1	R1	13-Arm	10.0	10.00	7 15/16	3 15/16	2 7/8	3/32	25/32	5 3/8	7/8	2	9/32	26.9
16L120R1	R1	13-Arm	12.0	12.00	10 5/16	3 15/16	2 7/8	3/32	25/32	5 3/8	7/8	2	9/32	30.9
16L140R1	R1	13-Arm	14.0	14.00	12 1/8	3 15/16	2 7/8	3/32	25/32	5 3/8	7/8	2	9/32	38.5
16L160R1	R1	13-Arm	16.0	16.00	14 9/16	3 15/16	2 7/8	3/32	25/32	5 3/8	7/8	2	9/32	43.8
16L180R1	R1	13-Arm	18.0	18.00	16 15/16	3 15/16	2 7/8	3/32	25/32	5 3/8	7/8	2	9/32	49.3
16L200R1	R1	13-Arm	20.0	20.00	18 7/16	3 15/16	2 7/8	3/32	25/32	5 3/8	7/8	2	9/32	53.0
16L240R1	R1	13-Arm	24.0	24.00	22 3/16	3 15/16	2 7/8	3/32	25/32	5 3/8	7/8	2	9/32	64.5
16L300R1	R1	13-Arm	30.0	30.00	28 1/2	3 15/16	2 7/8	3/32	25/32	5 3/8	7/8	2	9/32	93.5
20 GROOVES, F = 4 1/4"														
20L54Q1	Q1	13-Web	5.4"	5.40"	4 1/2"	4 17/32"	2 1/2"	0"	1 3/4"	4 1/8"	3/4"	1 3/4"	9/32"	10.4
20L56Q1	Q1	13-Web	5.6	5.60	4 11/16	4 17/32	2 1/2	0	1 3/4	4 1/8	3/4	1 3/4	9/32	11.3
20L58Q1	Q1	13-Web	5.8	5.80	4 7/8	4 17/32	2 1/2	0	1 3/4	4 1/8	3/4	1 3/4	9/32	12.4
20L60Q1	Q1	13-Web	6.0	6.00	5 1/16	4 17/32	2 1/2	0	1 3/4	4 1/8	3/4	1 3/4	9/32	13.5
20L62Q1	Q1	13-Web	6.2	6.20	5 1/4	4 17/32	2 1/2	0	1 3/4	4 1/8	3/4	1 3/4	9/32	15.0
20L64Q1	Q1	13-Web	6.4	6.40	5 1/2	4 17/32	2 1/2	0	1 3/4	4 1/8	3/4	1 3/4	9/32	15.6
20L70Q1	Q1	15-Web	7.0	7.00	5 9/16	4 1/4	2 1/2	1/2	1 1/4	4 1/8	3/4	1 3/4	9/32	18.8
20L74Q1	Q1	15-Web	7.4	7.40	6	4 1/4	2 1/2	1/2	1 1/4	4 1/8	3/4	1 3/4	9/32	21.7
20L80Q1	Q1	15-Arm	8.0	8.00	6 9/16	4 1/4	2 1/2	1/2	1 1/4	4 1/8	3/4	1 3/4	9/32	18.2
20L90R1	R1	15-Arm	9.0	9.00	7 1/4	4 9/32	2 7/8	1/4	1 1/8	5 3/8	7/8	2	9/32	26.4
20L100R1	R1	15-Arm	10.0	10.00	8 3/16	4 9/32	2 7/8	1/4	1 1/8	5 3/8	7/8	2	9/32	29.9
20L120R1	R1	15-Arm	12.0	12.00	10 5/16	4 9/32	2 7/8	1/4	1 1/8	5 3/8	7/8	2	9/32	34.0
20L140R1	R1	15-Arm	14.0	14.00	12 1/4	4 9/32	2 7/8	1/4	1 1/8	5 3/8	7/8	2	9/32	41.6
20L160R1	R1	15-Arm	16.0	16.00	14 9/16	4 9/32	2 7/8	1/4	1 1/8	5 3/8	7/8	2	9/32	46.9
20L180R1	R1	15-Arm	18.0	18.00	16 15/16	4 9/32	2 7/8	1/4	1 1/8	5 3/8	7/8	2	9/32	54.0
20L200R1	R1	15-Arm	20.0	20.00	18 7/16	4 9/32	2 7/8	1/4	1 1/8	5 3/8	7/8	2	9/32	56.5
20L240R1	R1	15-Arm	24.0	24.00	22 3/16	4 9/32	2 7/8	1/4	1 1/8	5 3/8	7/8	2	9/32	72.5
20L300R1	R1	15-Arm	30.0	30.00	28 1/2	4 9/32	2 7/8	1/4	1 1/8	5 3/8	7/8	2	9/32	112.0

YQ 阳奇传动 China Transmissions

Poly-V Sheaves With Split Taper Bushings

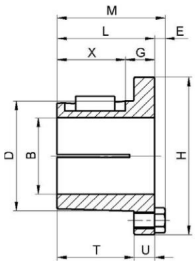

Table No.1 Bushing Dimensions

Part No.	Dimensions									Bore Range	Wt.Lbs
	M	L	G	X	E	T	U	D	H		
Q1	2 25/32"	2 1/2"	3/4"	1 3/4"	9/32"	1 31/32"	17/32"	2 7/8"	4 1/8"	3/4"-2 11/16"	3 1/2
R1	3 5/32	2 7/8	7/8	2	9/32	2 1/4	5/8	4	5 3/8	1 1/8-3 3/4	7 1/2
R2	5 5/32	4 7/8	7/8	4	9/32	4 1/4	5/8	4	5 3/8	1 3/8-3 5/8	11
S1	4 3/4	4 3/8	1 1/16	3 5/16	3/8	3 5/8	3/4	4 5/8	6 3/8	1 11/16-4 1/4	13 1/2

TYPE 13

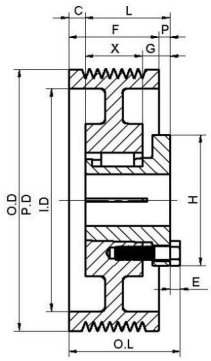

TYPE 15

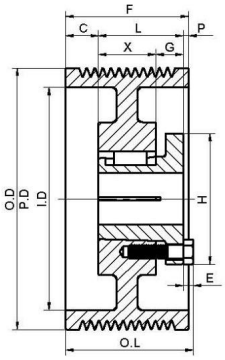

Standard Keyseats Table NO.2

Bore Range	Keyseat
3/4" - 7/8"	3/16 x 3/32
15/16 - 1 1/4	1/4 x 1/8
1 5/16 - 1 3/8	5/16 x 5/32
1 7/16 - 1 3/4	3/8 x 3/16
1 13/16 - 2 1/4	1/2 x 1/4
2 5/16 - 2 3/4	5/8 x 5/16
2 13/16 - 3 1/4	3/4 x 3/8
3 3/8 - 3 3/4	7/8 x 7/16
3 7/8 - 4 1/4	1 x 1/2

1 3/8" Bore Bushings(except R2) also available with 3/8"x3/16" Keyseat.

Table No.3 Specifications—Stock "M" Sheaves

Part No.	Bushing	Type	DIAMETERS			Dimensions								Wt. Less Bush.
			Pitch "M" Belts	Outside	Inside	O.L	L	P	C	H	G	X	E	
6 GROOVES, F = 2 7/8"														
6M70Q1	Q1	13-Web	7.0	7.00	5 5/8"	3 11/32"	2 1/2"	3/16"	9/16"	4 1/8"	3/4"	1 3/4"	9/32"	14.2
6M74Q1	Q1	13-Web	7.4	7.40	5 9/16	3 11/32	2 1/2	3/16	9/16	4 1/8	3/4	1 3/4	9/32	14.5
6M76Q1	Q1	13-Web	7.6	7.60	6	3 11/32	2 1/2	3/16	9/16	4 1/8	3/4	1 3/4	9/32	15.4
6M80Q1	Q1	13-Web	8.0	8.00	6 9/16	3 11/32	2 1/2	3/16	9/16	4 1/8	3/4	1 3/4	9/32	16.4
6M84Q1	Q1	13-Web	8.4	8.40	6 9/16	3 11/32	2 1/2	3/16	9/16	4 1/8	3/4	1 3/4	9/32	17.8
6M86Q1	Q1	13-Arm	8.6	8.60	7 1/8	3 11/32	2 1/2	3/16	9/16	4 1/8	3/4	1 3/4	9/32	19.7
6M90Q1	Q1	13-Arm	9.0	9.00	7 1/8	3 11/32	2 1/2	3/16	9/16	4 1/8	3/4	1 3/4	9/32	21.3
6M92Q1	Q1	13-Arm	9.2	9.20	7 9/16	3 11/32	2 1/2	3/16	9/16	4 1/8	3/4	1 3/4	9/32	19.6
6M96Q1	Q1	13-Arm	9.6	9.60	8	3 11/32	2 1/2	3/16	9/16	4 1/8	3/4	1 3/4	9/32	21.0
6M100Q1	Q1	13-Arm	10.0	10.00	7 13/16	3 11/32	2 1/2	3/16	9/16	4 1/8	3/4	1 3/4	9/32	22.3
6M106Q1	Q1	13-Arm	10.6	10.60	8 3/8	3 11/32	2 1/2	3/16	9/16	4 1/8	3/4	1 3/4	9/32	24.5
6M110Q1	Q1	13-Arm	11.0	11.00	9 1/2	3 11/32	2 1/2	3/16	9/16	4 1/8	3/4	1 3/4	9/32	24.6
6M120R1	R1	13-Arm	12.0	12.00	10 5/16	3 19/32	2 7/8	7/16	7/16	5 3/8	7/8	2	9/32	30.3
6M130R1	R1	13-Arm	13.0	13.00	11 1/4	3 19/32	2 7/8	7/16	7/16	5 3/8	7/8	2	9/32	33.0
6M140R1	R1	13-Arm	14.0	14.00	12 1/4	3 19/32	2 7/8	7/16	7/16	5 3/8	7/8	2	9/32	36.0
6M150R1	R1	13-Arm	15.0	15.00	13 1/2	3 19/32	2 7/8	7/16	7/16	5 3/8	7/8	2	9/32	38.9
6M160R1	R1	13-Arm	16.0	16.00	14 1/4	3 19/32	2 7/8	7/16	7/16	5 3/8	7/8	2	9/32	42.0
6M180R1	R1	13-Arm	18.0	18.00	16 1/4	3 19/32	2 7/8	7/16	7/16	5 3/8	7/8	2	9/32	48.2
6M200R1	R1	13-Arm	20.0	20.00	18 1/4	3 19/32	2 7/8	7/16	7/16	5 3/8	7/8	2	9/32	54.5
6M240R1	R1	13-Arm	24.0	24.00	22	3 19/32	2 7/8	7/16	7/16	5 3/8	7/8	2	9/32	65.5
6M300R1	R1	13-Arm	30.0	30.00	28 1/2	3 19/32	2 7/8	7/16	7/16	5 3/8	7/8	2	9/32	99.0
6M360R1	R1	13-Arm	36.0	36.00	34 3/16	3 19/32	2 7/8	7/16	7/16	5 3/8	7/8	2	9/32	122.0
6M440R1	R1	13-Arm	44.0	44.00	42 1/16	3 19/32	2 7/8	7/16	7/16	5 3/8	7/8	2	9/32	187.0

YQ 阳奇传动 ChinaTransmissions

Table No.4 Specifications—Stock "M" Sheaves

Part No.	Bushing	Type	DIAMETERS			Dimensions								Wt. Less Bush.
			Pitch "M" Belts	Outside	Inside	O.L	L	P	C	H	G	X	E	
8 GROOVES,F = 3 9/16"														
8M70Q1	Q1	15-Web	7.0	7.00	5 9/16"	3 11/16"	2 1/2"	5/32"	29/32"	4 1/8"	3/4"	1 3/4"	9/32"	17.6
8M74Q1	Q1	15-Web	7.4	7.40	6	3 11/16	2 1/2	5/32	29/32	4 1/8	3/4	1 3/4	9/32	17.1
8M76Q1	Q1	15-Web	7.6	7.60	6	3 11/16	2 1/2	5/32	29/32	4 1/8	3/4	1 3/4	9/32	17.1
8M80Q1	Q1	15-Web	8.0	8.00	6 9/16	3 11/16	2 1/2	5/32	29/32	4 1/8	3/4	1 3/4	9/32	18.1
8M84Q1	Q1	15-Arm	8.4	8.40	6 9/16	3 11/16	2 1/2	5/32	29/32	4 1/8	3/4	1 3/4	9/32	20.3
8M86Q1	Q1	15-Arm	8.6	8.60	7 1/8	3 11/16	2 1/2	5/32	29/32	4 1/8	3/4	1 3/4	9/32	25.3
8M90R1	R1	13-Arm	9.0	9.00	7	3 15/16	2 7/8	3/32	25/32	5 3/8	7/8	2	9/32	26.0
8M92R1	R1	13-Arm	9.2	9.20	7 9/16	3 15/16	2 7/8	3/32	25/32	5 3/8	7/8	2	9/32	27.3
8M96R1	R1	13-Arm	9.6	9.60	7 15/16	3 15/16	2 7/8	3/32	25/32	5 3/8	7/8	2	9/32	28.1
8M100R1	R1	13-Arm	10.0	10.00	7 15/16	3 15/16	2 7/8	3/32	25/32	5 3/8	7/8	2	9/32	29.0
8M106R1	R1	13-Arm	10.6	10.60	8 1/2	3 15/16	2 7/8	3/32	25/32	5 3/8	7/8	2	9/32	32.1
8M110R1	R1	13-Arm	11.0	11.00	8 13/16	3 15/16	2 7/8	3/32	25/32	5 3/8	7/8	2	9/32	33.8
8M120R1	R1	13-Arm	12.0	12.00	10 5/16	3 15/16	2 7/8	3/32	25/32	5 3/8	7/8	2	9/32	34.6
8M130R1	R1	13-Arm	13.0	13.00	11 1/4	3 15/16	2 7/8	3/32	25/32	5 3/8	7/8	2	9/32	37.3
8M140R1	R1	13-Arm	14.0	14.00	12 1/4	3 15/16	2 7/8	3/32	25/32	5 3/8	7/8	2	9/32	41.4
8M150R1	R1	13-Arm	15.0	15.00	13 1/4	3 15/16	2 7/8	3/32	25/32	5 3/8	7/8	2	9/32	42.6
8M160R1	R1	13-Arm	16.0	16.00	14 9/16	3 15/16	2 7/8	3/32	25/32	5 3/8	7/8	2	9/32	47.3
8M180R1	R1	13-Arm	18.0	18.00	16 1/4	3 15/16	2 7/8	3/32	25/32	5 3/8	7/8	2	9/32	51.5
8M200R1	R1	13-Arm	20.0	20.00	18 1/16	3 15/16	2 7/8	3/32	25/32	5 3/8	7/8	2	9/32	60.0
8M240R1	R1	13-Arm	24.0	24.00	22 3/16	3 15/16	2 7/8	3/32	25/32	5 3/8	7/8	2	9/32	74.0
8M300R1	R1	13-Arm	30.0	30.00	28 1/2	3 15/16	2 7/8	3/32	25/32	5 3/8	7/8	2	9/32	112.0
8M360R1	R1	13-Arm	36.0	36.00	34 3/16	3 15/16	2 7/8	3/32	25/32	5 3/8	7/8	2	9/32	139.0
8M440R1	R1	13-Arm	44.0	44.00	42 1/16	3 15/16	2 7/8	3/32	25/32	5 3/8	7/8	2	9/32	200.0
10 GROOVES,F = 4 5/16"														
10M70Q1	Q1	15-Web	7.0"	7.00"	5 9/16"	4 5/16"	2 1/2"	17/32"	1 9/32"	4 1/8"	3/4"	1 3/4"	9/32"	19.5
10M74Q1	Q1	15-Web	7.4	7.40	6	4 5/16	2 1/2	17/32	1 9/32	4 1/8	3/4	1 3/4	9/32	22.4
10M76Q1	Q1	15-Web	7.6	7.60	6	4 5/16	2 1/2	17/32	1 9/32	4 1/8	3/4	1 3/4	9/32	24.0
10M80Q1	Q1	15-Web	8.0	8.00	6 9/16	4 5/16	2 1/2	17/32	1 9/32	4 1/8	3/4	1 3/4	9/32	21.3
10M84Q1	Q1	15-Web	8.4	8.40	6 9/16	4 5/16	2 1/2	17/32	1 9/32	4 1/8	3/4	1 3/4	9/32	22.4
10M86Q1	Q1	15-Web	8.6	8.60	7 1/8	4 5/16	2 1/2	17/32	1 9/32	4 1/8	3/4	1 3/4	9/32	23.1
10M90R1	R1	15-Web	9.0	9.00	7 1/4	4 5/16	2 7/8	9/32	1 5/32	5 3/8	7/8	2	9/32	28.5
10M92R1	R1	15-Web	9.2	9.20	7 1/4	4 5/16	2 7/8	9/32	1 5/32	5 3/8	7/8	2	9/32	30.0
10M96R1	R1	15-Web	9.6	9.60	7 3/8	4 5/16	2 7/8	9/32	1 5/32	5 3/8	7/8	2	9/32	30.8
10M100R1	R1	15-Web	10.0	10.00	7 15/16	4 5/16	2 7/8	9/32	1 5/32	5 3/8	7/8	2	9/32	32.5
10M106R1	R1	15-Web	10.6	10.60	8 1/2	4 5/16	2 7/8	9/32	1 5/32	5 3/8	7/8	2	9/32	35.5
10M110R1	R1	15-Arm	11.0	11.00	8 13/16	4 5/16	2 7/8	9/32	1 5/32	5 3/8	7/8	2	9/32	38.0
10M120R1	R1	15-Arm	12.0	12.00	10 5/16	4 5/16	2 7/8	9/32	1 5/32	5 3/8	7/8	2	9/32	38.1
10M130R1	R1	15-Arm	13.0	13.00	11 1/4	4 5/16	2 7/8	9/32	1 5/32	5 3/8	7/8	2	9/32	41.4
10M140R1	R1	15-Arm	14.0	14.00	12 1/4	4 5/16	2 7/8	9/32	1 5/32	5 3/8	7/8	2	9/32	45.5
10M150R1	R1	15-Arm	15.0	15.00	13 1/4	4 5/16	2 7/8	9/32	1 5/32	5 3/8	7/8	2	9/32	47.4
10M160R1	R1	15-Arm	16.0	16.00	14 9/16	4 5/16	2 7/8	9/32	1 5/32	5 3/8	7/8	2	9/32	51.0
10M180R1	R1	15-Arm	18.0	18.00	16 1/4	4 5/16	2 7/8	9/32	1 5/32	5 3/8	7/8	2	9/32	60.3
10M200R1	R1	15-Arm	20.0	20.00	18 1/4	4 5/16	2 7/8	9/32	1 5/32	5 3/8	7/8	2	9/32	68.3
10M240R1	R1	15-Arm	24.0	24.00	22 3/16	4 5/16	2 7/8	9/32	1 5/32	5 3/8	7/8	2	9/32	84.5
10M300R1	R1	15-Arm	30.0	30.00	28 1/2	4 5/16	2 7/8	9/32	1 5/32	5 3/8	7/8	2	9/32	119.0
10M360R1	R1	15-Arm	36.0	36.00	34 3/16	4 5/16	2 7/8	9/32	1 5/32	5 3/8	7/8	2	9/32	171.0
10M440R1	R1	15-Arm	44.0	44.00	42 3/16	4 5/16	2 7/8	9/32	1 5/32	5 3/8	7/8	2	9/32	218.0

YQ 阳奇传动 ChinaTransmissions

Table No.5 Specifications—Stock "M" Sheaves

Part No.	Bushing	Type	DIAMETERS			Dimensions								Wt. Less Bush.
			Pitch "M" Belts	Outside	Inside	O.L	L	P	C	H	G	X	E	
12 GROOVES,F =5 1/16"														
12M90R1	R1	15-Web	9.0"	9.00"	7 1/4"	5 1/16"	2 7/8"	21/32"	1 17/32"	5 3/8"	7/8"	2"	9/32"	31.6
12M92R1	R1	15-Web	9.2	9.20	7 3/8	5 1/16	2 7/8	21/32	1 17/32	5 3/8	7/8	2	9/32	33.5
12M96R1	R1	15-Web	9.6	9.60	7 3/8	5 1/16	2 7/8	21/32	1 17/32	5 3/8	7/8	2	9/32	34.3
12M100R1	R1	15-Web	10.0	10.00	7 15/16	5 1/16	2 7/8	21/32	1 17/32	5 3/8	7/8	2	9/32	35.0
12M106R1	R1	15-Web	10.6	10.60	8 1/2	5 1/16	2 7/8	21/32	1 17/32	5 3/8	7/8	2	9/32	39.4
12M110R1	R1	15-Arm	11.0	11.00	8 13/16	5 1/16	2 7/8	21/32	1 17/32	5 3/8	7/8	2	9/32	40.5
12M120R1	R1	15-Arm	12.0	12.00	10 5/16	5 1/16	2 7/8	21/32	1 17/32	5 3/8	7/8	2	9/32	41.4
12M130R1	R1	15-Arm	13.0	13.00	11 1/4	5 1/16	2 7/8	21/32	1 17/32	5 3/8	7/8	2	9/32	45.3
12M140R1	R1	15-Arm	14.0	14.00	12 1/4	5 1/16	2 7/8	21/32	1 17/32	5 3/8	7/8	2	9/32	49.4
12M150R1	R1	15-Arm	15.0	15.00	13 1/4	5 1/16	2 7/8	21/32	1 17/32	5 3/8	7/8	2	9/32	51.0
12M160R1	R1	15-Arm	16.0	16.00	14 1/4	5 1/16	2 7/8	21/32	1 17/32	5 3/8	7/8	2	9/32	56.0
12M180R1	R1	15-Arm	18.0	18.00	16 1/4	5 1/16	2 7/8	21/32	1 17/32	5 3/8	7/8	2	9/32	64.5
12M200R1	R1	15-Arm	20.0	20.00	18 3/16	5 1/16	2 7/8	21/32	1 17/32	5 3/8	7/8	2	9/32	71.5
12M240R1	R1	15-Arm	24.0	24.00	22 3/16	5 1/16	2 7/8	21/32	1 17/32	5 3/8	7/8	2	9/32	91.5
12M300R1	R1	15-Arm	30.0	30.00	28 3/16	5 1/16	2 7/8	21/32	1 17/32	5 3/8	7/8	2	9/32	129.0
12M360R1	R1	15-Arm	36.0	36.00	34 3/16	5 1/16	2 7/8	21/32	1 17/32	5 3/8	7/8	2	9/32	190.0
12M440R1	R1	15-Arm	44.0	44.00	42 3/16	5 1/16	2 7/8	21/32	1 17/32	5 3/8	7/8	2	9/32	237.0
14 GROOVES,F =5 13/16"														
14M90R2	R2	15-Web	9.0"	9.00"	7 1/4"	6 1/16"	4 7/8"	1/32"	29/32"	5 3/8"	7/8"	4"	9/32"	49.8
14M92R2	R2	15-Web	9.2	9.20	7 1/4	6 1/16	4 7/8	1/32	29/32	5 3/8	7/8	4	9/32	53.0
14M96R2	R2	15-Web	9.6	9.60	7 15/16	6 1/16	4 7/8	1/32	29/32	5 3/8	7/8	4	9/32	54.5
14M100R2	R2	15-Web	10.0	10.00	7 3/4	6 1/16	4 7/8	1/32	29/32	5 3/8	7/8	4	9/32	55.0
14M106R2	R2	15-Web	10.6	10.60	8 13/16	6 1/16	4 7/8	1/32	29/32	5 3/8	7/8	4	9/32	59.8
14M110R2	R2	15-Arm	11.0	11.00	8 13/16	6 1/16	4 7/8	1/32	29/32	5 3/8	7/8	4	9/32	60.5
14M120S1	S1	15-Arm	12.0	12.00	10 9/16	6	4 3/8	3/16	1 1/4	6 3/8	1 1/16	3 5/16	3/8	64.0
14M130S1	S1	15-Arm	13.0	13.00	11 3/8	6	4 3/8	3/16	1 1/4	6 3/8	1 1/16	3 5/16	3/8	71.5
14M140S1	S1	15-Arm	14.0	14.00	12 3/16	6	4 3/8	3/16	1 1/4	6 3/8	1 1/16	3 5/16	3/8	77.5
14M150S1	S1	15-Arm	15.0	15.00	13 3/16	6	4 3/8	3/16	1 1/4	6 3/8	1 1/16	3 5/16	3/8	81.5
14M160S1	S1	15-Arm	16.0	16.00	13 1/4	6	4 3/8	3/16	1 1/4	6 3/8	1 1/16	3 5/16	3/8	87.0
14M180S1	S1	15-Arm	18.0	18.00	16 1/4	6	4 3/8	3/16	1 1/4	6 3/8	1 1/16	3 5/16	3/8	96.5
14M200S1	S1	15-Arm	20.0	20.00	18 3/16	6	4 3/8	3/16	1 1/4	6 3/8	1 1/16	3 5/16	3/8	109.0
14M240S1	S1	15-Arm	24.0	24.00	22 1/4	6	4 3/8	3/16	1 1/4	6 3/8	1 1/16	3 5/16	3/8	131.0
14M300S1	S1	15-Arm	30.0	30.00	28 7/16	6	4 3/8	3/16	1 1/4	6 3/8	1 1/16	3 5/16	3/8	168.0
14M360S1	S1	15-Arm	36.0	36.00	34 3/16	6	4 3/8	3/16	1 1/4	6 3/8	1 1/16	3 5/16	3/8	223.0
14M440S1	S1	15-Arm	44.0	44.00	42 3/16	6	4 3/8	3/16	1 1/4	6 3/8	1 1/16	3 5/16	3/8	280.0

YQ 阳奇传动
ChinaTransmissions

Table No.6 Specifications—Stock "M" Sheaves

Part No.	Bushing	Type	DIAMETERS			Dimensions								Wt. Less Bush.
			Pitch "M" Belts	Outside	Inside	O.L	L	P	C	H	G	X	E	
16 GROOVES,F =6 9/16"														
16M90R2	R2	15-Web	9.0"	9.00"	6 15/16"	6 9/16"	4 7/8"	13/32"	1 9/32"	5 3/8"	7/8"	4"	9/32"	53.5
16M92R2	R2	15-Web	9.2	9.20	7 1/4	6 9/16	4 7/8	13/32	1 9/32	5 3/8	7/8	4	9/32	55.5
16M96R2	R2	15-Web	9.6	9.60	7 7/16	6 9/16	4 7/8	13/32	1 9/32	5 3/8	7/8	4	9/32	58.5
16M100R2	R2	15-Web	10.0	10.00	7 3/4	6 9/16	4 7/8	13/32	1 9/32	5 3/8	7/8	4	9/32	58.5
16M106R2	R2	15-Web	10.6	10.60	8 3/16	6 9/16	4 7/8	13/32	1 9/32	5 3/8	7/8	4	9/32	62.0
16M110R2	R2	15-Arm	11.0	11.00	8 3/4	6 9/16	4 7/8	13/32	1 9/32	5 3/8	7/8	4	9/32	64.5
16M120S1	S1	15-Arm	12.0	12.00	9 7/16	6 9/16	4 3/8	9/16	1 5/8	6 3/8	1 1/16	3 5/16	3/8	67.0
16M130S1	S1	15-Arm	13.0	13.00	10 3/16	6 9/16	4 3/8	9/16	1 5/8	6 3/8	1 1/16	3 5/16	3/8	74.0
16M140S1	S1	15-Arm	14.0	14.00	11 1/4	6 9/16	4 3/8	9/16	1 5/8	6 3/8	1 1/16	3 5/16	3/8	80.0
16M150S1	S1	15-Arm	15.0	15.00	11 15/16	6 9/16	4 3/8	9/16	1 5/8	6 3/8	1 1/16	3 5/16	3/8	86.0
16M160S1	S1	15-Arm	16.0	16.00	12 15/16	6 9/16	4 3/8	9/16	1 5/8	6 3/8	1 1/16	3 5/16	3/8	91.0
16M180S1	S1	15-Arm	18.0	18.00	15 13/16	6 9/16	4 3/8	13/16	1 1/4	6 3/8	1 1/16	3 5/16	3/8	104.0
16M200S1	S1	15-Arm	20.0	20.00	18 1/4	6 9/16	4 3/8	9/16	1 5/8	6 3/8	1 1/16	3 5/16	3/8	113.0
16M240S1	S1	15-Arm	24.0	24.00	22 7/16	6 9/16	4 3/8	9/16	1 5/8	6 3/8	1 1/16	3 5/16	3/8	140.0
16M300S1	S1	15-Arm	30.0	30.00	28 7/16	6 9/16	4 3/8	9/16	1 5/8	6 3/8	1 1/16	3 5/16	3/8	182.0
16M360S1	S1	15-Arm	36.0	36.00	34 3/16	6 9/16	4 3/8	9/16	1 5/8	6 3/8	1 1/16	3 5/16	3/8	235.0
16M440S1	S1	15-Arm	44.0	44.00	42 3/16	6 9/16	4 3/8	9/16	1 5/8	6 3/8	1 1/16	3 5/16	3/8	300.0
20 GROOVES,F =8"														
20M90R2	R2	15-Web	9.0"	9.00"	6 15/16"	8"	4 7/8"	1 1/2"	1 5/8"	5 3/8"	7/8"	4"	9/32"	57.5
20M92R2	R2	15-Web	9.2	9.20	7 1/4	8	4 7/8	1 1/2	1 5/8	5 3/8	7/8	4	9/32	60.0
20M96R2	R2	15-Web	9.6	9.60	7 7/16	8	4 7/8	1 1/2	1 5/8	5 3/8	7/8	4	9/32	63.5
20M100R2	R2	15-Web	10.0	10.00	7 3/4	8	4 7/8	1 1/2	1 5/8	5 3/8	7/8	4	9/32	64.0
20M106R2	R2	15-Web	10.6	10.60	8 3/16	8	4 7/8	1 1/2	1 5/8	5 3/8	7/8	4	9/32	70.0
20M110R2	R2	15-Arm	11.0	11.00	9 1/4	8	4 7/8	1 1/8	2	5 3/8	7/8	4	9/32	71.0
20M120S1	S1	15-Arm	12.0	12.00	9 13/16	8	4 3/8	1 9/32	2 11/32	6 3/8	1 1/16	3 5/16	3/8	74.0
20M130S1	S1	15-Arm	13.0	13.00	10 3/16	8	4 3/8	1 9/32	2 11/32	6 3/8	1 1/16	3 5/16	3/8	84.5
20M140S1	S1	15-Arm	14.0	14.00	11 1/4	8	4 3/8	1 9/32	2 11/32	6 3/8	1 1/16	3 5/16	3/8	90.5
20M150S1	S1	15-Arm	15.0	15.00	12 7/16	8	4 3/8	1 9/32	2 11/32	6 3/8	1 1/16	3 5/16	3/8	96.5
20M160S1	S1	15-Arm	16.0	16.00	13 1/4	8	4 3/8	1 9/32	2 11/32	6 3/8	1 1/16	3 5/16	3/8	100.0
20M180S1	S1	15-Arm	18.0	18.00	16 3/16	8	4 3/8	1 9/32	2 11/32	6 3/8	1 1/16	3 5/16	3/8	112.0
20M200S1	S1	15-Arm	20.0	20.00	18 1/4	8	4 3/8	1 9/32	2 11/32	6 3/8	1 1/16	3 5/16	3/8	127.0
20M240S1	S1	15-Arm	24.0	24.00	22 7/16	8	4 3/8	1 9/32	2 11/32	6 3/8	1 1/16	3 5/16	3/8	156.0
20M300S1	S1	15-Arm	30.0	30.00	28 1/8	8	4 3/8	1 9/32	2 11/32	6 3/8	1 1/16	3 5/16	3/8	205.0
20M360S1	S1	15-Arm	36.0	36.00	34 3/16	8	4 3/8	1 9/32	2 11/32	6 3/8	1 1/16	3 5/16	3/8	264.0
20M440S1	S1	15-Arm	44.0	44.00	42 3/16	8	4 3/8	1 9/32	2 11/32	6 3/8	1 1/16	3 5/16	3/8	335.0

YQ 阳奇传动
ChinaTransmissions

Single Groove Variable Pitch Sheaves for "3L","4L","5L","A","B" or "5V" Belts

TYPE 1

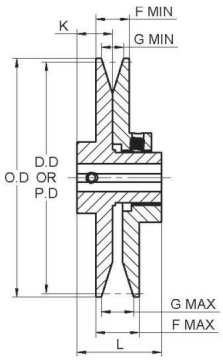

TYPE 2

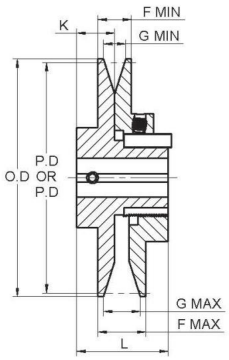

Table No.1 Dimensions (Inches)

Part No.	Type	O.D.	F		G		L	K	Wt. Lbs
			Max.	Min.	Max.	Min.			
1VP25	1	2.50	47/64	35/64	37/64	3/8	1 45/64	3/4	0.7
1VP30	1	2.87	47/64	35/64	37/64	3/8	1 45/64	3/4	1.1
1VP34	1	3.15	31/32	3/4	23/32	1/2	1 29/32	51/64	1.4
1VP40	1	3.75	31/32	3/4	23/32	1/2	1 29/32	51/64	1.9
1VP44	1	4.15	31/32	3/4	23/32	1/2	1 29/32	51/64	2.4
1VP44	2	4.15	1 5/64	3/4	53/64	1/2	2 3/64	27/32	2.9
1VP50	1	4.75	31/32	3/4	23/32	1/2	1 29/32	51/64	2.9
1VP50	2	4.75	1 5/64	3/4	53/64	1/2	2 3/64	27/32	3.6
1VP56	1	5.35	31/32	3/4	23/32	1/2	1 29/32	51/64	3.8
1VP56	2	5.35	1 5/64	3/4	53/64	1/2	2 3/64	27/32	4.4
1VP60	2	6.00	1 13/64	7/8	63/64	21/32	2 1/4	1	6.5
1VP62	2	5.95	1 13/64	7/8	63/64	21/32	2 1/4	1	6.1
1VP65	2	6.50	1 13/64	7/8	63/64	21/32	2 1/4	1	6.8
1VP68	2	6.55	1 13/64	7/8	63/64	21/32	2 1/4	1	7.3
1VP71	2	7.10	1 13/64	7/8	63/64	21/32	2 1/4	1	8.2
1VP75	2	7.50	1 13/64	7/8	63/64	21/32	2 1/4	1	9.2

YQ 阳奇传动
ChinaTransmissions

Table No.2 Stock Sizes-Finished Bore (Inches)

Part No.	Type	DIAMETER RANGE															
		"3L" BELTS				"4L" or "A" BELTS				"5L" or "B" BELTS				"5V" Belts			
		Min. Pitch	Turns Open	Max. Pitch	Turns Open	Min. Datum	Turns Open	Max. Datum	Turns Open	Min. Datum	Turns Open	Max. Datum	Turns Open	Min. Pitch	Turns Open	Max. Pitch	Turns Open
1VP25	1	1.6	4	2.2	0	—	—	—	—	—	—	—		—	—	—	—
1VP30	1	1.8	4	2.7	0	—	—	—	—	—	—	—	—	—	—	—	—
1VP34	1	1.7	4	2.5	0	1.9	5	2.9	0	2.4	5	3.2	1	—	—	—	—
1VP40	1	2.3	4	3.1	0	2.4	5	3.4	0	2.7	6	3.7	1	—	—	—	—
1VP44	1	2.7	4	3.5	0	2.8	5	3.8	0	3.1	6	4.1	1	—	—	—	—
1VP44	2	2.7	4	3.5	0	2.8	5	3.8	0	3.1	6	4.1	1	—	—	—	—
1VP50	1	3.3	4	4.1	0	3.4	5	4.4	0	3.7	6	4.7	1	—	—	—	—
1VP50	2	3.3	4	4.1	0	3.4	5	4.4	0	3.7	6	4.7	1	—	—	—	—
1VP56	1	3.9	4	4.7	0	4	5	5	0	4.3	6	5.3	1	—	—	—	—
1VP56	2	3.9	4	4.7	0	4	5	5	0	4.3	6	5.3	1	—	—	—	—
1VP60	2	—	—	—	—	4.2	5	5.2	0	4.3	6	5.5	0	—	—	—	—
1VP62	2	4.5	4	5.3	0	4.6	5	5.6	0	4.9	6	5.9	1	5.3	6	6.3	1
1VP65	2	—	—	—	—	4.7	5	5.7	0	4.8	6	6	0	5.2	6	6.4	0
1VP68	2	5.1	4	5.9	0	5.2	5	6.2	0	5.5	6	6.5	1	5.9	6	6.9	1
1VP71	2	—	—	—	—	5.3	5	6.3	0	5.4	6	6.6	0	5.8	6	7	0
1VP75	2	—	—	—	—	5.7	5	6.7	0	5.8	6	7	0	6.2	6	7.4	0

Table No.3 Finished Bore

Part No.	1/2"	5/8"	3/4"	7/8"	1"	1 1/8"	1 1/4"	1 3/8"	1 1/2"	1 5/8"
1VP25	004973	—	—	—	—	—	—	—	—	—
1VP30	004983	004995	004991	—	—	—	—	—	—	—
1VP34	049127	005010	005006	005014	—	—	—	—	—	—
1VP40	048947	005034	005031	005038	—	—	—	—	—	—
1VP44	005041	005060	005056	—	—	—	—	—	—	—
1VP44	—	—	—	005063	078675	005044	—	—	—	—
1VP50	048953	048957	005080	—	—	—	—	—	—	—
1VP50	—	—	—	005089	005075	005068	—	—	—	—
1VP56	005095	005115	005110	—	—	—	—	—	—	—
1VP56	—	—	—	048962	005105	005099	—	—	—	—
1VP60	—	005146	005142	005150	005137	005126	—	005130	—	005133
1VP62	—	005181	005175	005186	005168	048967	048966	005161	048965	005163
1VP65	—	005209	005208	005215	—	005192	—	005197	—	005202
1VP68	—	005245	005240	005249	005235	005226	005221	005230	005217	075087
1VP71	—	—	005266	005271	—	005254	—	005259	—	048977
1VP75	—	—	005297	005302	—	005278	—	005284	—	005287

All fitted with Hollow Head Setscrews.

YQ 阳奇传动
ChinaTransmissions

2VP

Variable Speed Sheaves(P.107~P.110)

Cast Iron Sheaves

Two Groove Variable Pitch Sheaves for "3L","4L","5L","A","B" or "5V" Belts

TYPE 4

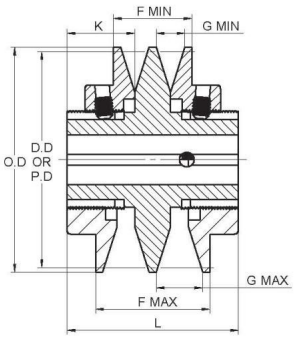

TYPE 5

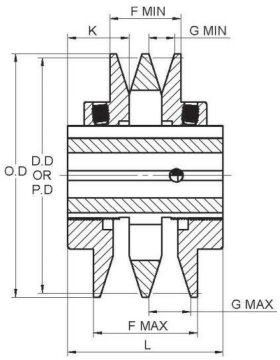

Table No.1 Dimensions (Inches)

Part No.	Type	O.D.	F		G		L	K	Wt. Lbs
			Max.	Min.	Max.	Min.			
2VP36	4	3.35	2	1 3/8	13/16	1/2	3	1 3/16	3.4
2VP42	4	3.95	2	1 3/8	13/16	1/2	3	1 3/16	4.4
2VP50	5	4.75	2	1 3/8	13/16	1/2	3	1 3/16	6.3
2VP56	5	5.35	2	1 3/8	13/16	1/2	3	1 3/16	7.8
2VP60	5	6.00	2 9/32	1 5/8	63/64	21/32	3 1/4	1 1/4	10.6
2VP62	5	5.95	2 9/32	1 5/8	63/64	21/32	3 1/4	1 1/4	10
2VP65	5	6.50	2 9/32	1 5/8	63/64	21/32	3 1/4	1 1/4	12.3
2VP68	5	6.55	2 9/32	1 5/8	63/64	21/32	3 1/4	1 1/4	11.7
2VP71	5	7.10	2 9/32	1 5/8	63/64	21/32	3 1/4	1 1/4	14.6
2VP75	5	7.50	2 9/32	1 5/8	63/64	21/32	3 1/4	1 1/4	16.5

Part No.	Type	DIAMETER RANGE															
		"3L"BELTS				"4L"or"A"BELTS				"5L"OR"B"BELTS				'5V"BELTS			
		Min. Pitch	Turns Open	Max. Pitch	Turns Open	Min. Pitch	Turns Open	Max. Pitch	Turns Open	Min. Pitch	Turns Open	Max. Pitch	Turns Open	Min. Pitch	Turns Open	Max. Pitch	Turns Open
2VP36	4	1.9	4	2.7	0	2	5	3	0	2.5	5	3.3	1	-	-	-	-
2VP42	4	2.5	4	3.3	0	2.6	5	3.6	0	2.9	6	3.9	1	-	-	-	-
2VP50	5	3.3	4	4.1	0	3.4	5	4.4	0	3.7	6	4.7	1	-	-	-	-
2VP56	5	3.9	4	4.7	0	4	5	5	0	4.3	6	5.3	1	-	-	-	-
2VP60	5	-	-	-	-	4.2	5	5.2	0	4.3	6	5.5	0	-	-	-	-
2VP62	5	4.5	4	5.3	0	4.6	5	5.6	0	4.9	6	5.9	1	5.3	6	6.3	1
2VP65	5	-	-	-	-	4.7	5	5.7	0	4.8	6	6	0	5.2	6	6.4	0
2VP68	5	5.1	4	5.9	0	5.2	5	6.2	0	5.5	6	6.5	1	5.9	6	6.9	1
2VP71	5	-	-	-	-	5.3	5	6.3	0	5.4	6	6.6	0	5.8	6	7	0
2VP75	5	-	-	-	-	5.7	5	6.7	0	5.8	6	7	0	6.2	6	7.4	0

Part No.	1/2	5/8	3/4	7/8	1	1 1/8	1 1/4	1 3/8	1 1/2	1 5/8
2VP36	010575	010584	010581	010588	-	-	-	-	-	-
2VP42	-	010603	010600	010607	010595	010593	-	-	-	-
2VP50	-	010621	010619	010624	010616	010612	-	-	-	-
2VP56	-	010653	010649	010655	010643	010632	-	010635	-	-
2VP60	-	-	010672	010677	-	048293	-	010664	077351	010667
2VP62	-	-	048301	048302	010691	010684	048296	010687	-	-
2VP65	-	-	048305	010712	-	010699	078682	048304	-	010706
2VP68	-	-	-	010733	048310	010720	010716	010723	-	048309
2VP71	-	-	010746	048315	-	010738	-	010740	-	048314
2VP75	-	-	010763	010768	-	010751	-	010753	-	010758

YQ 阳合传动
China Transmissions

Single Groove Variable Pitch Sheaves for "3L","4L","5L","A","B" or "5V" Belts

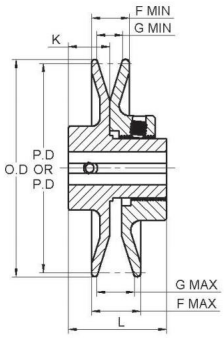

Table No.1

Part No.	O.D.	F		G		L	K	Wt. Lbs
		Max.	Min.	Max.	Min.			
1VL25	2.50	47/64	35/64	37/64	3/8	1 45/64	3/4	0.7
1VL30	2.87	47/64	35/64	37/64	3/8	1 45/64	3/4	1.1
1VL34	3.15	31/32	45/64	3/4	15/32	1 29/32	51/64	1.4
1VL40	3.75	31/32	45/64	3/4	15/32	1 29/32	51/64	1.9
1VL44	4.15	31/32	45/64	3/4	15/32	1 29/32	51/64	2.4
1VM50	4.75	31/32	21/32	53/64	1/2	1 15/16	11/16	2.9

Table No.2

Part No.	DIAMETER RANGE											
	"3L"BELTS				"4L"or"A"BELTS				"5L"or"B"BELTS			
	Min. Pitch	Turns Open	Max. Pitch	Turns Open	Min. Datum	Turns Open	Max. Pitch	Turns Open	Min. Pitch	Turns Open	Max. Pitch	Turns Open
1VL25	1.6	4	2.4	0	-	-	-	-	-	-	-	-
1VL30	1.8	4	2.7	0	-	-	-	-	-	-	-	-
1VL34	1.7	4	2.5	0	1.9	5	2.9	0	2.4	5	3.2	1
1VL40	2.3	4	3.1	0	2.4	5	3.4	0	2.7	6	3.7	1
1VL44	2.7	4	3.5	0	2.8	5	3.8	0	3.1	6	4.1	1
1VM50	3.3	4	4.1	0	3.4	5	4.4	0	3.7	6	4.7	1

Table No.3

Part No.	Stork Bores Marked "Product Code"			
	1/2	5/8	3/4	7/8
1VL25	004898	004900	-	-
1VL30	004903	004906	-	-
1VL34	004908	004914	004912	-
1VL40	004918	004922	004920	004926
1VL44	004928	004932	042967	004935
1VM50	004946	049120	004947	004950

YQ 阳奇传动 ChinaTransmissions