

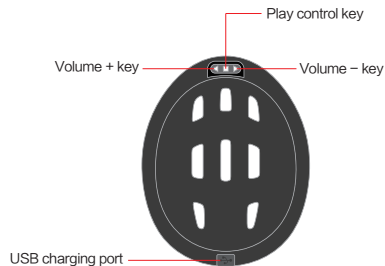


Instructions For Use

Parameters:

- Product model: Legend A4
- Product Name: Bluetooth helmet
- Connection mode: Bluetooth connection
- Call function: support Chinese / English broadcast prompt
- Bluetooth version: Bluetooth v4.0
- Effective distance: 8M
- Continuous playing time of music: about 6 hours
- Maximum output power: 1.5W * 2
- Horn specification: 8 Ω 2W / 1 * 2
- Battery capacity: 3.7v/450mah
- USB input: 5V 1A

Operation instructions:

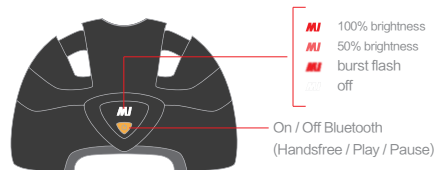


- Play control key: used to control music play / pause, and used to answer / hang up in call status
- Volume + key: control the increase of volume / the next song of music
- Volume - key: controls the decrease of volume / the previous song of music
- USB charging port: 5V / 1A charging input port
- Power key: tail led function control key
- Bluetooth status indicator: blue LED flashes periodically in the connected state (once in about 4 seconds)
Blue LED flashes fast when not connected

Key operation instructions:

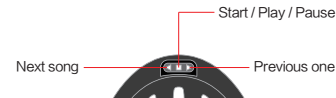
Power button operation instructions:

- Short press the switch to switch between 3 modes: 100% brightness-50% brightness-burst flash-9HZ-off



Helmet panel operating instructions:

- Volume + key: long press, next song; short press, volume increase
- Volume - key: long press, previous one; short press, volume reduced
- Play control key: long press to start, short press to control volume play / pause



Report language switching operation:

- When Bluetooth is not connected to the phone, press and hold the "Volume + key" to hear the voice prompt to switch the broadcast language

Bluetooth connection operation

- Open the mobile phone's Bluetooth search interface and find the "MJ-A4" Bluetooth name. Then click Connect. There will be a voice prompt when the connection is successful.

Charging instructions:

Charging instructions

- The power key is on orange when charging, and the indicator light goes out when charging is saturated

- MJ** Charging
- ☐** Saturated

