

What tools are needed to install a steel structure warehouse building?

- Africa steel structure workshop erection tool list

Many steel structure manufacturers provide consulting, design, and processing services, as well as ensuring good processing quality, as well as responsible for transportation safety and ensuring that steel construction materials reach the construction site smoothly.

However, many companies do not provide installation services or provide after-sales services. Undoubtedly, this is not a complete project for the customer.






Even some suppliers have not listed the tools and workers needed to install them. This is a lot of difficulties for many customers who are trying to build steel structures for the first time.






We will take a steel structure workshop as an example to list the basic tools needed to install a steel structure. ZYM provides complete steel structure consulting, design, processing, installation and after-sales service.










Well the steel structure workshop size is 20*80*11m, with 2 set 10ton cranes in the warehouse zone, please check the following tools in the list ! Since the height of the steel workshop is higher, so the crane and elevator car need bigger and higher one. Because of the steel column is too much heavy and high. Other size of steel structure workshop, such as 6m or 7m height, can choose 10ton or smaller crane and scaffolding is ok.







This tool list may not be complete enough. You are welcome to give additional suggestions.






If you need the complete PDF document can [download](#) here.







crane	1	25ton(Need rent a 25ton crane for installation)	
Scaffolding	12 set	1.7m height /each (For labors standing and climbing) (If there are have elevator as follows,no need this)	
elevator car	1set	For labors standing and working (Scaffolding and elevator car choose one,if can rent elevator,no need buy scaffoldings)	
U type Snap ring	4 pcs	for fasten when lifting the beam and column	
hook	4	for crane use	





Tail sleeve	20 pcs	size will be given before delivery of material	
Fork wrench	2 set	All size(M24 ,M20,M16,M12,each one 2pcs)	
Adjustable wrench	1 set	12inch	
Ratchet wrench	1set	size will be given before delivery of material	
Electric wrench	2	head size will be given before delivery of material	

Electric box	1 pc	Used for site electric tools	
electric wire	1set	50m /roll one roll ,connect from main power to the electric box. (Thick one) 30m/roll ,total 5 rolls for different electric tools	
socket	5	for electric tools	
electric drill	4	Electric drill	
drill head	50 pcs	size will be given before delivery of material	
Electric hammer	1	General type,not too heavy type.(With M8,M10,M12 head each 6 pcs) (
portable saw	2	Reference photos type saw,portable type.(for cutting the steel panel)	
Angle grinder(Need 50pcs Matching grinding wheel)	2	The angle mill can replace different saw blades and accessories. It can be ground, sawed, polished, drilled and so on.	 QQ截图201805281
welding machine	1set	Electric welding machine,must use high power type(380v type),it is used for welding H shape steel.	

Iron scissors	2	cutting steel sheet	
50m ruler	1pc	50m	
5m ruler	10 pcs	5m	
Ink bucket	2 pcs	used for symbol structure	
Construction line		used for symbol structure	
knife	5pcs	cut papers ect	

welding rod	1 carton	200kg	
Building level instrument	1set	Used to measure the level	
Laser Level Instrument	1set	Used for the crane installation	
Riveting gun	2	for rivet	
level ruler	3	reference photo	

Magnetic force line Pendant	4	6m length line	
pliers	4	Flat mouth pliers and spun pliers each two pcs	
screwdriver	4	Flat screwdriver Cross screwdriver each two pcs	
iron hammer	5	iron hammer,general ,portable	
Abduction ruler	2		
Cross batch head	10 box	size will be given before delivery of material	 工业级 磁射器 规格: 65mm

saw	1	Used to sawing wood or some boards with 10 saw blade	
saw blade	1 package	used for saw ,one package(10pcs)	
Marking pen	10pcs	for symbol	
rope	4 pcs	20m/pc, 2-3cm thickness	
paint brush	2	brush paint if some where needed	