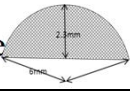




秦皇岛盛泽新材料科技有限公司  
QINHUANGDAO SHENGZE NEW MATERIAL TECHNOLOGY CO., LTD

**Miss Nancy Zhang Email: nancyzhang@szfrp.cn**  
**Mobile/whatsapp: +86 15076097591 Skype: nancy.zhang693**  
Customized shape: Acceptable Max Width\*Height: 800mm\*300mm

FRP Round Rod

Diameter mm	Weight g/m	Remark
Φ3.5	18	
Φ4	24	
Φ4.5	30	
Φ5	37	
Φ6	19	Semicircle 
Φ6	58	
Φ8	96	
Φ10	150	
Φ12	215	
Φ12.5	240	
Φ14	300	
Φ16	388	
Φ20	595	
Φ25	970	
Φ36	1980	

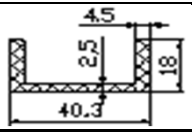
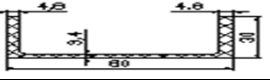
And Φ32/37/40/50

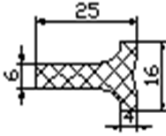
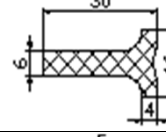
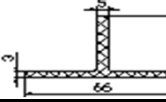








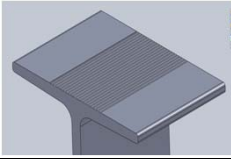

FRP Round Tube

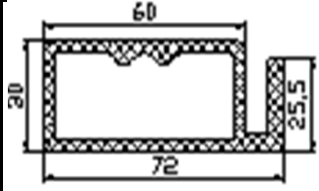
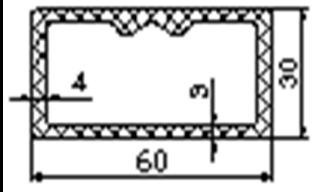
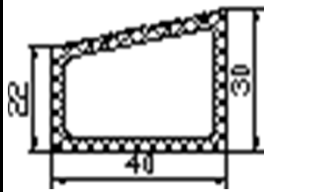
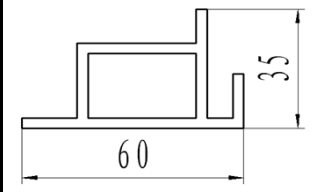
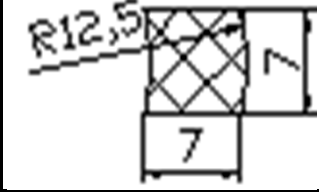

Spec(OD/ID) mm	Thickness mm	Weight g/m
Φ12.5×6.5	3.0	180
Φ14×10	2.0	164
Φ15×5	5.0	305
Φ20×5	7.5	570
Φ30×26	2.0	325
Φ36×30	3.0	606
Φ40×34	3.0	665
Φ50×43	3.5	900
Φ50×26	12.0	2800
Φ50×42	4.0	1120
Φ60×50	5.0	1680

Flat Bar

Width mm	Thickness mm	Weight g/m
18	2.00	68
13	6.00	160
19	6.00	227

25	6.00	280
30	6.00	345
31	5.00	
26	5/10	(trapezoid)
27	5/10	300(trapezoid)
Rectangular Tube/Rod		
Width/Height/Thickness mm	Weight g/m	
35×20×3	540	
50.5*26.5*4	1076	
60×30×5	1500	
76×40×5	1780	
90×38×3.8	1750	
100×50×4	2300	
120×80×2.5	1900	
125×75×5	3700	
125×75×2.5	1850	
128×88×4	3280	
170×32×8	5800	
53*56mm		
Square Tube/Rod		
Width/Height/Thickness mm	Weight g/m	
50×50×4	1450	with cap die
50×50×6	2000	
70×70×5	2540	
75×75×6	2800	with cap die
100×100×5	3750	with cap die
100×100×6	4500	
100×100×10	7060	with cap die
L Beam		
Side length/Side length/Thickness:50*70*3mm 45 degree		
U-Chanel		
Width/Height/Thickness mm	Weight g/m	Draw
29×40×4	800	
40.3×18×4.5	455	
80×30×4.8	920	
90×30×4	1040	
90×40×5	1500	
99×15×4	910	
107×19×4	1060	
129×15×4	1150	
137×19×4	1290	

T beam		
Spec mm	Weight g/m	Draw
16×25	395	
16×30	415	
66×34×5	844	
I beam		
Spec mm	Weight g/m	Draw
6×6	61	
8.5×Φ13	175	
11×Φ15	243	
12×15	220	
12×19	270	
15×25.4	400	
15×38	626	
25×50.8	655	
150×150×10	8800	With Anti slid slot 
150×150×12	11200	
200×200×15	18500	
Tooth Tube		
Diameter/Thickness mm	Weight g/m	Draw
Φ36×5	723	

Nonstandard Profile		
Spec mm	Weight g/m	Draw
72×30	1400	
60×30×4	1060	
40×30(22)	605	
60×35	830	
7×7	104	
335×100×5	8300	
30×5×2	80	