

Human Machine Interface with 4.3" TFT LCD display

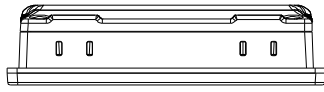


New iP Series

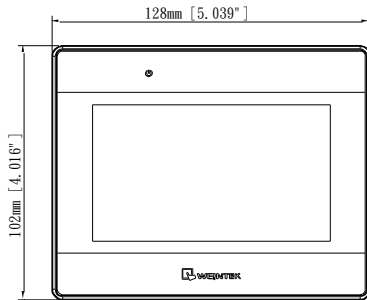
- Wide input voltage range: 10.5~28VDC
- Boasts excellent performance with better operation experience compared to its predecessor.
- 2 Upgrades! Weintek's compact HMI Series-iP has upgraded in every aspect to satisfy a variety of applications.
 - Equipped with Cortex A8 600MHz CPU.
 - Seamlessly upgraded from EB8000 to EasyBuilder Pro.

Display	Display	4.3" TFT LCD
	Resolution	480 x 272
	Brightness (cd/m ²)	400
	Contrast Ratio	500:1
	Backlight Type	LED
	Backlight Life Time	>30,000 hrs.
	Colors	16.7M
	LCD Viewing Angle (T/B/L/R)	50/70/70/70
	Pixel Pitch (mm)	0.198(H) x 0.198(V)
Touch Panel	Type	4-wire Resistive Type
	Accuracy	Active Area Length(X)±2%, Width(Y)±2%
Memory	Flash	128 MB
	RAM	128 MB
Processor		32-bit RISC 600MHz
I/O Port	USB Host	USB 2.0 x 1
	USB Client	N/A
	Ethernet	10/100 Base-T x 1
	COM Port	COM1 RS-232/RS-485 2W/4W COM3 RS-485 2W
	RS-485 Dual Isolation	N/A
RTC		Built-in (CR2032 3V lithium battery.)
Power	Input Power	10.5~28VDC
	Power Consumption	800mA@12VDC ; 400mA@24VDC
	Power Isolation	Built-in
	Voltage Resistance	500VAC (1 min.)
	Isolation Resistance	Exceed 50MΩ at 500VDC
	Vibration Endurance	10 to 25Hz (X, Y, Z direction 2G 30 minutes)
Specification	PCB Coating	N/A
	Enclosure	Plastic
	Dimensions WxHxD	128 x 102 x 32 mm
	Panel Cutout	119 x 93 mm
	Weight	Approx. 0.25 kg
	Mount	Panel mount
Environment	Protection Structure	NEMA4 / IP65 Compliant Front Panel
	Storage Temperature	-20° ~ 60°C (-4° ~ 140°F)
	Operating Temperature	0° ~ 50°C (32° ~ 122°F)
	Relative Humidity	10~90% (non-condensing)
Certification	CE	CE marked
Software		EasyBuilder Pro EasyAccess 2.0 (Optional)

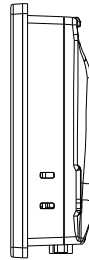
◆ Dimensions Drawing



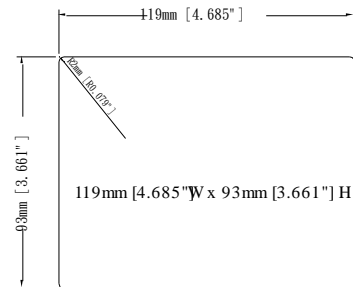
Top View



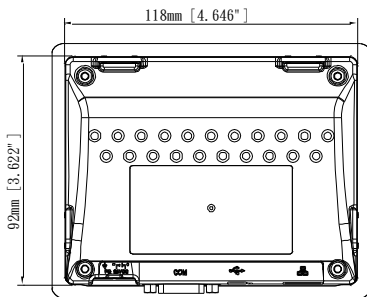
Front View



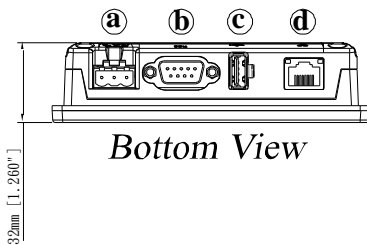
Side View



Cutout Dimensions



Rear View



Bottom View

a.	Power Connector
b.	COM1 RS-232, RS-485 2W/4W, COM3 RS-485 2W
c.	USB Host
d.	Ethernet

Pin Assignment:

COM1 [RS232], COM1 [RS485], COM3 [RS485], 9 Pin, Male, D-sub

PIN#	COM1 [RS485]		COM1 [RS232]	COM3 [RS485] 2W
	4W	2W		
1	Rx-	Data-		
2	Rx+	Data+		
3	Tx-			
4	TX+			
5	GND			
6			TxD	
7				Data-
8				Data+
9			RxD	