

PPC-618W

18.5" Configurable Panel PC Chassis for Selectable Mini-ITX Motherboards

NEW



Features

- 18.5" true-flat panel PC with multi-touch projected capacitive
- Supports certified mini-ITX motherboards (up to 65W TDP processor)
- PCI or PCIe expansion slots
- Front-facing power status LED indicators
- IP66-rated front panel
- Support dual HDD drawer

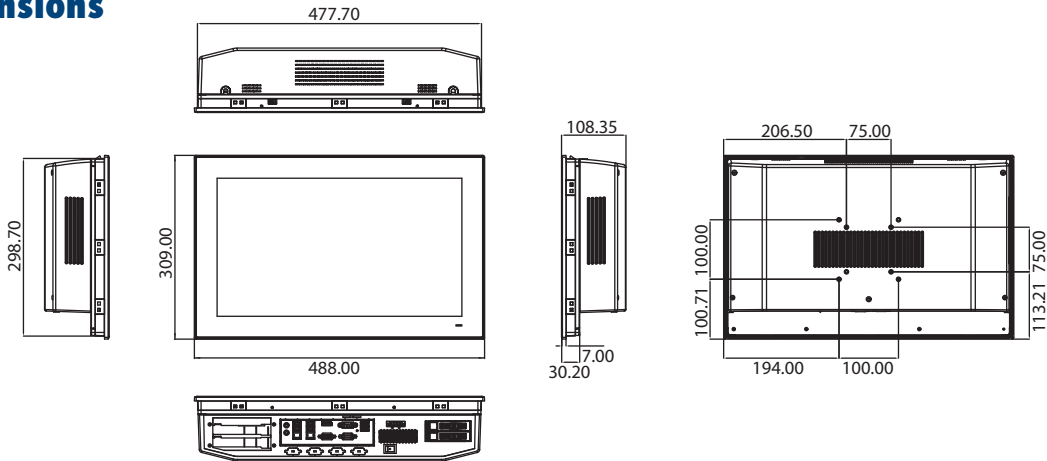


Specifications

Model	PPC-618W-PTA	
Supported Motherboard	PPC-MB series	
Chassis	Storage	2 x 2.5" SATA HDD bay
	I/O	4 x Reserved ports (DB9) 2 x WLAN antenna holes 1 x DC-In 1 x Power switch Reserved opening: According to the PPC-MB series motherboard specifications
	Expansion	1 x PCIe x4 or 2 x PCI (in the accessory box) 2 x PCIe x1 (optional) 1 x PCIe x1 + 1 x PCI (optional) 2 x PCIe x8 (optional, only for PPC-MB-6X0) 1 x PCIe x16 (optional, only for PPC-MB-6X0)
	Speaker	2 x 1 W
	Fan	2 x 12V; 60 x 60 x 25 mm (2.36 x 2.36 x 0.98 in)
	Physical Characteristics	Dimensions (W x H x D)
	Weight	7.6kg (16.75lb)
OS Support	OS Support	According to motherboard specifications
Power Consumption	Input Voltage	24V _{DC} ±20%, 12A
	Power Consumption	122W with PPC-MB-8260 164W with PPC-MB-610 138W with PPC-MB-620
LCD	Display Type	18.5" TFT LED panel
	Max. Resolution	1366 x 768
	Viewing Angle	85 (left), 85 (right), 80 (up), 80 (down)
	Luminance (cd/m ²)	450
	Contrast Ratio	1000
	Backlight Lifetime	50,000 hr
Touchscreen	Touch Type	10-point multi-touch projected capacitive
	Light Transmission	≥ 88%
	Controller	USB interface
Environment	Operating Temperature	0 ~ 50 °C (32 ~ 122 °F)(With 35W CPU)
		0 ~ 45 °C (32 ~ 113 °F)(With 65W CPU)
		*** please refer to the PPC-MB series CPU list
	Storage Temperature	-20 ~ 60 °C (-4 ~ 140 °F)
	Relative Humidity	95% @ 40 °C (non-condensing)
	Shock	Operating: 10 G peak acceleration (11 ms duration), IEC 60068-2-27 compliant
	Vibration	Operating: Random vibration test 5 ~ 500 Hz, 1 Grms @ with SSD, IEC 60068-2-64 compliant
	EMC	CE, FCC, Class A, UKCA, VCCI
Safety	CB, CCC, UL, UKCA	
Front Panel Protection	IP66 compliant	

Dimensions

Unit: mm



Panel Cutout Dimensions: 479.3 x 300.3 mm (18.87 x 11.82 in)

Ordering Information

M/B Part Number	Chassis Part Number	Cooler Part Number
PPC-MB-8260B / PPC-MB-610B	PPC-618W-PTA	1960053207N001
PPC-MB-620A/PPC-MB-620B	PPC-618W-PTA	1970005354T001

Note 1. The motherboard, chassis, and cooler should be ordered together to ensure easy configuration.
 Note 2. The chassis is equipped with riser cards.

Optional Accessories

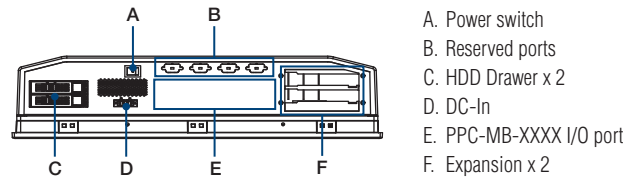
Part Number	Description
PPC-WLAN-D1	M.2, WiFi6 +BT5.2, 2T2R, w/Antenna, Mini PCIe adapte
9893BE0200E	Riser card with 2 x PCIe x1 slots
9893BE03000	Riser card with 1 x PCIe x1 and 1 x PCI slots
9893BE17000	Riser card with 2 x PCIe x8 slots (only for PPC-MB-6X0)
98R36151C20	Riser card with 1 x PCIe x16 slots (only for PPC-MB-6X0)
PPC-ARM-A03	ARM VESA Standard for PPC series
PPC-174T-WL-MTE	Wall mount kit for PPC series
PPC-Stand-A1E	Stand for PPC series
98R3P612100	TPM2.0 module for PPC-MB-610

Optional Accessories

Part Number	Description
96PSA-A230W24P4-3	Power adapter 100-240V 230W 24V
1702002600	Power cord (USA) UL/CSA, 3-pin, 10A, 125V, 1.83 M
1700000237	Power cable PSE(UK), 3-pin, 12A, 125V, 1.83M
1702002605	Power Cord (EU), 3-pin, 10A, 250V 1.83M
96PSD-A480W24-MS*	PSU 100-240V 480W 24V
1700031170-01	DC-DC power cord, A cable TEM*4/TEM*4 UL2464 18AWG 150cm
1700029720-01	AC-DC power cord (US), M cable AC CONN 3P 183cm
1700030520-01	AC-DC power cord (CN), M cable conn 3P CCC 10A 250V 150cm
1700031408-01	AC-DC power cord (EU), M cable conn 3P/G-TEM*3 80CM

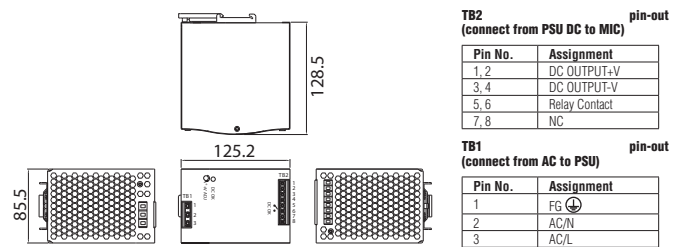
* please use 480W PSU when GPU card is Added.

I/O View

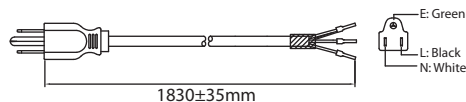


Note 1: The max. dimension of expansion cards supported is 205 x 110 x 40 mm.
 Note 2: If the two slots are to be used simultaneously, the max. dimension supported is 205 x 110 x 20 mm for each PCI or PCIe expansion card.
 Note 3: The max. power consumption of PCIe expansion card supported is 75W.

Power Supply Cabling Guide



PSU power cord & Pin Definition (connect from AC to DC)



DC - DC cable
 Connect from PSU to the PPC-615W/618W/621W optional PSU DC-DC cable with 4-pin phoenix connector (1652003234)

Please note: If some optional modules are offered with the system, additional system certificates may be required in certain regions/countries. Please contact Advantech for certificate compliance.