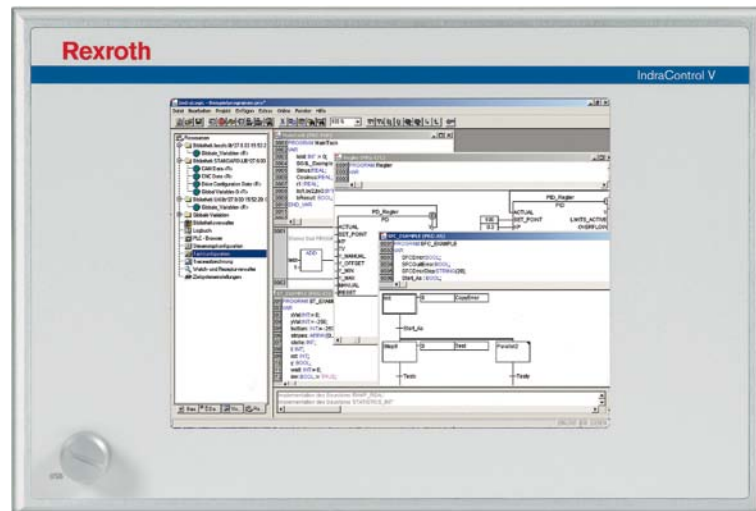


Panel-PC

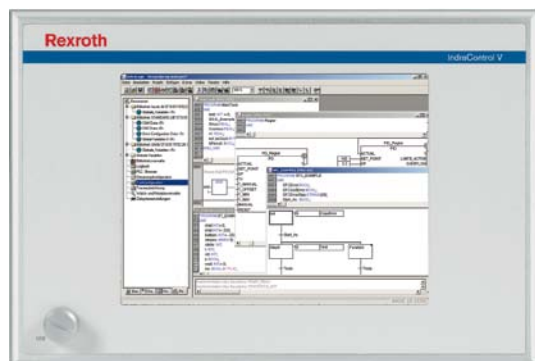
# 8,4" TFT-display and SVGA-Resolution IndraControl VEP 30



Panel-PC

**8,4" TFT-display and SVGA-Resolution ■ IndraControl VEP 30**

Documentation

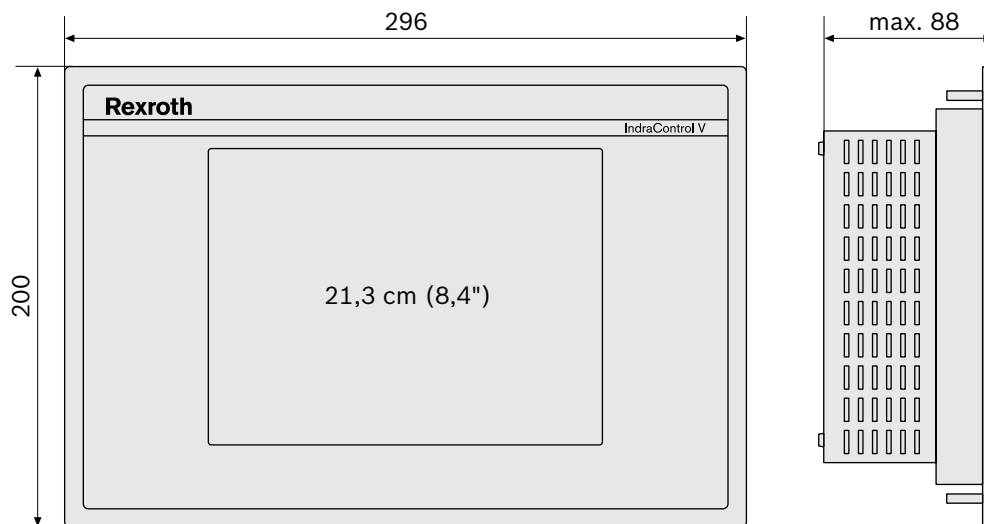
**Technical data**

		VEP 30.3 CC	VEP 30.4 EF
<b>Processor</b>			
CPU		Celeron 600 MHz	Atom 1.1 GHz
Operating system		Windows CE 4.2	Windows CE 6.0 / Windows XPe
<b>Memory</b>			
Application		512 MB	1 GB
Flash size		1 GB	1 GB / 4 GB
CompactFlash		2	2
		CF sockets	CF sockets
<b>Display</b>			
Type		TFT	TFT
Size		21.3 cm (8.4")	21.3 cm (8.4")
Colors/gray tones		256.000	256.000
		Colors	Colors
Resolution		800 x 600	800 x 600
<b>Operation</b>			
Type		Touch screen	Touch screen
		Through virtual keyboard	Through virtual keyboard
<b>Interfaces</b>			
Ethernet		2 x Ethernet TCP/IP	1 x Ethernet TCP/IP
USB		2 x USB 2.0	3 x USB
Seriell		1 x RS232	1 x RS232
<b>Fieldbus</b>			
PROFIBUS		1 x PROFIBUS DP-Master (Optional)	
<b>Electrical data</b>			
Supply voltage	U	24 V DC	24 V DC
Min.	U min	19 V DC	19 V DC
Max.	U max	30 V DC	30 V DC

Panel-PC

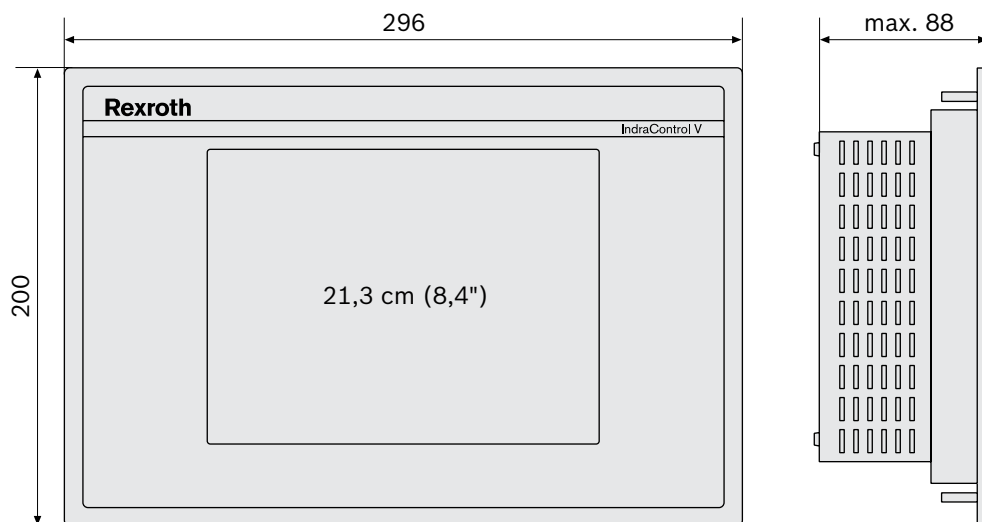
**8,4" TFT-display and SVGA-Resolution ■ IndraControl VEP 30**

Power consumption	[W]	36	36
UPS		Short-time UPS for data backup on compact-flash	
<b>Protection</b>			
Overall protection category		IP20	IP20
Category at front		IP65	IP65
<b>Ambient conditions</b>			
Permissible temperature (operation)		+5 °C ... +45 °C	
Permissible relative humidity (operation)		5 % ... 85 %, EN 61131-2	

**Dimensions**

		VEP 30.3 CC	VEP 30.4 EF
<b>Dimensions</b>			
Height H	[mm]	200	200
Width B	[mm]	296	296
Depth T	[mm]	88	53

Panel-PC

**8,4" TFT-display and SVGA-Resolution ■ IndraControl VEP 30****Ordering information**

Type code	Description	Part number:
VEP30.3CCU-256NA-MAD-128-NN-FW	IndraControl VEP 30, PROFIBUS DP, control component	R911170853
VEP30.4EFN-512NN-A2D-NNN-NN-FW	IndraControl VEP 30, visualization	R911171834

**Firmware**

Type code	Description	Part number:
FWA-VEP*03-CWL-01VRS-D0	Firmware for IndraControl VEP xx.3	R911170958
FWA-VEP*04-CWN-10VRS-D0-A*	Firmware for IndraControl VEP xx.4 (in preparation)	R911328967
FWA-VEP*04-XPE-01VRS-D0-A*	Firmware for IndraControl VEP xx.4 (in preparation)	R911334113

**Documentation**

Type code	Description	Part number:
DOK-SUPPL*-VEP**..3****-PR01-DE-P	IndraControl VEP**..03 project planning manual in German	R911323263
DOK-SUPPL*-VEP**..3****-PR01-EN-P	Operating manual English, printed version	R911323264
DOK-SUPPL*-VEP*XX.4***-PR01-DE-P	Operating manual German, printed version	R911323873
DOK-SUPPL*-VEP*XX.4***-PR01-EN-P	Operating manual German, printed version	R911323874

**Bosch Rexroth AG**

Postfach 13 57  
97803 Lohr, Germany  
Bgm.-Dr.-Nebel-Str. 2  
97816 Lohr, Germany  
Tel. +49 9352 18-0  
Fax +49 9352 18-8400  
[www.boschrexroth.com/electrics](http://www.boschrexroth.com/electrics)

**Local contact information can be found at:**

[www.boschrexroth.com/adressen](http://www.boschrexroth.com/adressen)

The data specified above only serve to describe the product. As our products are constantly being further developed, no statements concerning a certain condition or suitability for a certain application can be derived from our information. The information given does not release the user from the obligation of own judgment and verification.

It must be remembered that our products are subject to a natural process of wear and aging.