

坤巨資訊股份有限公司
GROOVY TECHNOLOGY CORP.



SPECIFICATIONS OF TOUCH PANEL

觸控面板標準規範書

Data Date(資料日期) : 2015.09.01

Version(版本) : V 7.01.01

Customer(客戶) :

Model(型式) : GP-121F-5M-NT04B(2 Layer)

Type(種類) : 5 Wire Resistive Touch Lens

Customer Approval(客戶確認)

Signature Date _____

Approve(確認)	Checked(審閱)	Preparation(製表)
Gerald	Scott	Kimberley

GROOVY TECHNOLOGY CORP.
3F, NO.9, ALLEY 2, LANE 35, JIHU RD.,
NEIHU DISTRICT, TAIPEI, TAIWAN
TEL : +886-2-2656-2589 FAX : +886-2-2657-8282
E-MAIL : service@gtouch.com.tw
[http : //www.gtouch.com](http://www.gtouch.com)

坤巨資訊股份有限公司
台北市內湖區基湖路 35 巷 2 弄 9 號 3 樓
電話 : 02-2656-2589 傳真 : 02-2657-8282
E-MAIL : service@gtouch.com.tw
網址 : [http : //www.gtouch.com](http://www.gtouch.com)

CATALOG

目 錄

00. Revision History[規格變更記錄].....	2
01. Products Brief[產品簡述]	3
02. Features[特性].....	3
03. General Specification[一般規格]	3
04. Environmental Characteristics[環境特性].....	3
05. Optical Characteristics[光學特性].....	4
06. Electrical Characteristics[電子特性]	4
07. Mechanical Characteristics [機械特性].....	5
08. Reliability [可靠度].....	5
09. Durability [耐久性]	5
10. Inspection Methods[檢查方法]	6
11. Appearance Inspection[外觀檢查]	7
12. Attention of Mounting Condition [裝機注意事項]	8
13. Warranty[保固].....	9
14. Caution[注意事項].....	9
15. Appearance Specification [外觀檢查規格].....	10
16. Touch Panel Drawing[尺寸圖]	11

01. Products Brief [產品簡述]

The specification is for Five-Wire analog resistive touch lens.

1. It is working well even the surface suffered scraped damage if the ITO Glass won't been hurt.
2. 500°C high temperature manufacture process.
3. Warranty is as longer as 2 years for normal operating with 10,000,000 touching times.
4. We provide touch panel with high transparency (more than 80%).It is quite clear even your monitor with low brightness.
5. We could customize various size for customers' request between 7 to 24 inch.
6. It is designed to be activated by pressure of finger or stylus.
7. It is easy to install into varied brands of monitor.

02.Features [特性]

Item [項目]	Specifications [規格]
(1).Type [型式]	Five-Wire Analog Resistive Touch Lens [五線-類比全平面電阻式]
(2).Input Mode [操作模式]	Stylus Pen or Finger [筆觸或手觸]
(3).Connector [連結]	FPC

03. General Specification [一般規格]

(1).Frame Size [外框尺寸]	306.50 X 244.50mm ± 0.30mm
(2).View Area [可視區]	247.50 X 186.00 mm ± 0.20mm
(3).Active Area [動作區]	249.50 X 188.00mm ± 0.20mm
(4).Total Thickness [總厚度]	2.20mm ± 0.20mm
(5).Tail Length [出線長度]	140.00mm ± 6.00mm

04.Environmental Characteristics [環境特性]

Item [項目]	Temperature [溫度]	Humidity [濕度] (Non Condensing) [未凝結]
(1).Operation [操作]	-10°C ~ +60°C	20%RH ~80%RH
(2).Storage [儲存]	-20°C ~ +70°C	20%RH ~ 90%RH

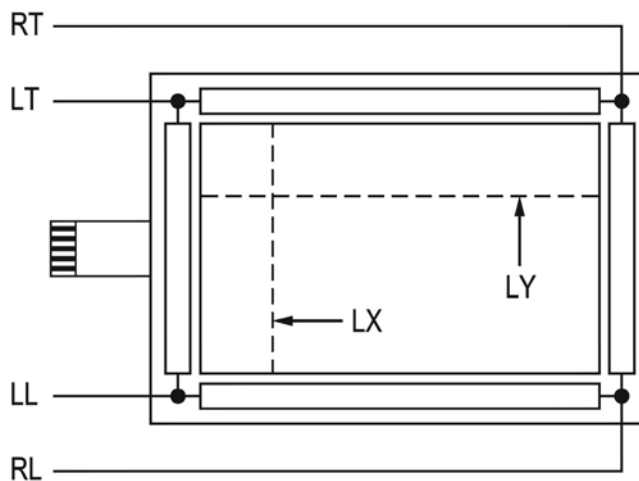
Note: The above environment is under normal pressure of the atmosphere.

05. Optical Characteristics [光學特性]

Item [項目]	Specifications [規格]
(1).Transparency [透光度]	80% ± 3% (Measured by BYK-Gardner, 550nm , ASTM D1003)
(2).Haze [霧化度]	Antiglare Finish 5 ± 3% (Measured by BYK-Gardner, ASTM D1003)

06. Electrical Characteristics [電子特性]

Item [項目]	Specifications [規格]
(1).Loop Resistance [迴路阻抗]	X:20~500Ω, Y:20~500Ω
(2).Linearity [線性]	$X \leq 1.5\%$, $Y \leq 1.5\%$
(3).Chattering [作動時間]	$\leq 15\text{ms}$
(4).Insulation [絕緣阻抗]	$\geq 20\text{M}\Omega/25\text{V}(\text{DC})$
(5).Endurance [耐電壓]	No acting damage at DC50V/60sec.



Note : Loop Resistance X = short RT and RL , short LT and LL , measure the resistance between RT and LT
 Loop Resistance Y = short RT and LT , short RL and LL , measure the resistance between RT and RL

07.Mechanical Characteristics [機械特性]		
Item [項目]	Specification [規格]	Condition [條件]
(1).Operating Force [作動力]	Stylus=R0.8 [筆式=R0.8]	≤ 50g
(2).Impact [撞擊]	25.0 φ DIA. Steel Ball/67g Height=50cm [25 φ /67g 鋼球 高度=50cm]	1 time, no damage [Impact at center area]
(3).Static Load [靜態承重]	5000g within 10 cm ² area for 30sec	Satisfy (1) of Item 07 and (1) (2),(4) of Item 06
(4).Hardness [硬度]	3H pencil, pressure 750g/45°	≥ 3H
(5).Tail Peeling [Tail 剝離]	800g by vertical 90°	Satisfy (1) of Item 06
(6).Tail Bending [Tail 繞折]	90°10 times left & right	Satisfy (1) of Item 06
08.Reliability [可靠度]		
Item [項目]	Specification [規格]	Condition [條件]
(1).Constant Temperature /Humidity [高溫高濕]	60°C /90%RH, 240 hrs and normalized for 4 hrs [60°C /90%RH, 240 小時, 回常溫 4 小時後始可測試]	After the reliability test, the film may have the condition of bubble; nevertheless the electric characteristic still satisfies the following standard. Satisfy (1), (2) of 05; (1), (4) of 06; (2) of 06 satisfies X ≤ 2.5%, Y ≤ 2.5% [經由可靠度測試後, 外觀不在其規範內, 但功能性仍符合以下條件6 項目(1)-(4); 6 項目(2)符合 X ≤ 2.5%, Y ≤ 2.5%; 測試後作動力不能超過250g]
(2).Heat Cycle [高溫]	70°C /240 hrs and normalized for 4 hrs [70°C /240 小時, 回常溫 4 小時後始可測試]	
(3).Cold Cycle [低溫]	-20°C /240 hrs and normalized for 4 hrs [-40°C /240 小時, 回常溫 4 小時後始可測試]	
(4).Thermal Cycle [冷熱循環]	-20°C ~70 °C [60 min./cycle] ×50 cycles and normalized for 4 hrs [-20°C ~70°C, 每循環 60 分鐘, 共 50 次循環, 回常溫 4 小時後始可測試]	
09.Durability [耐久性]		
(1).Knock Test [觸擊測試]	10,000,000 times [1000 萬次]	Satisfy (1), (2) of Item 5; (1), (4) of Item 6; (2) of item 6 satisfies X ≤ 2.5%, Y ≤ 2.5% [6 項目(1)、(4); 6 項目(2)符合 X ≤ 2.5%, Y ≤ 2.5%; 測試後作動力不能超過250g]

10. Inspection Methods [檢查方法]

(1). Linearity Condition [線性測試條件]

Short RT and RL(or short RL and LL) and voltage DC 5V is applied , short LT and LL (or short RT and LT) and ground is applied , using stylus to draw straight points LX and LY at 5.0mm intervals within pattern area and detect the voltage at SG. To measure the voltage differences between RT and LT(or RT and RL) (Fig 10-1) (Fig 10-2)

[將 RT , RL 短路(或 RL , LL 短路)並接上 5V 的直流電, 另外將 LT , LL 短路(或 RT , LT 短路)並接上接地線 0V , 以 5.0mm 的間隔, 利用手寫筆(stylus)劃直線(如圖 2 中 LX 和 LY),並量測 SG 的電壓, 量測並計算 RT 與 LT 間的 電位差(或 RT 與 RL 間的電位差)] (Fig 10-1) (Fig 10-2)

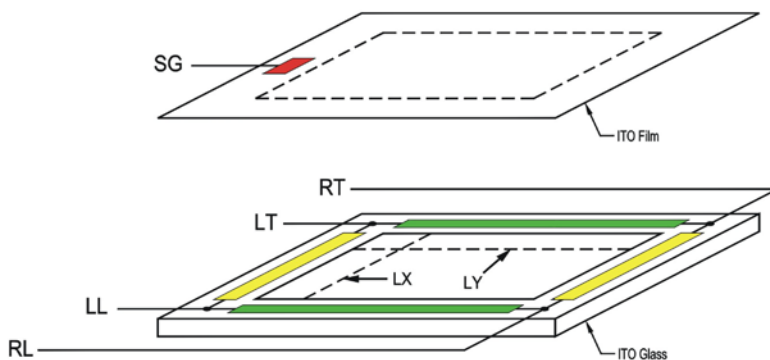


Figure 10-1

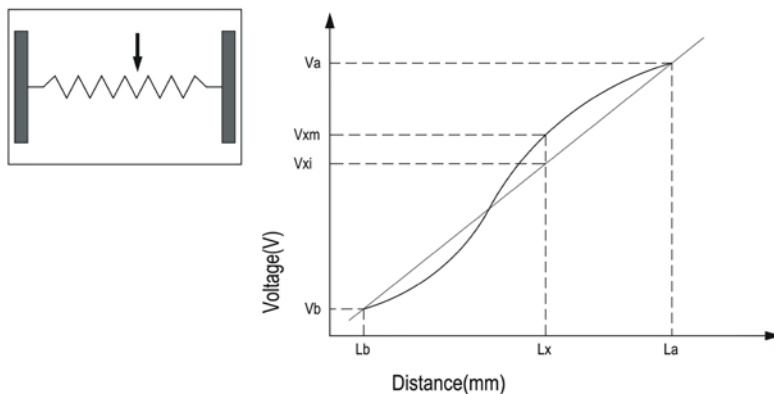


Figure 10-2

※ Linearity: $[| V_{xm} - V_{xi} |] / (V_a - V_b) \times 100\%$ (for reference only)

(2). Specification [規範]

The linearity must meet the electrical specification outlined in item 6.

[線性必須符合 6 項目的電性規範]

11. Appearance Inspection [外觀檢查]

(1) The flaws and impurities are allowed outside viewing area except for those affecting electrical functions.

[只要不影響電器功能性，作動區外之外觀瑕疵是可以被允許的]

(2) The inspection was performed with one 17W fluorescent lamp lighting from back or side. The panel was placed 30cm away from eyes. (Figure 11-1)

[檢測始用之燈光為 17W 白熾燈光，詳細的擺設方式，請參考圖(Fig11-1)]

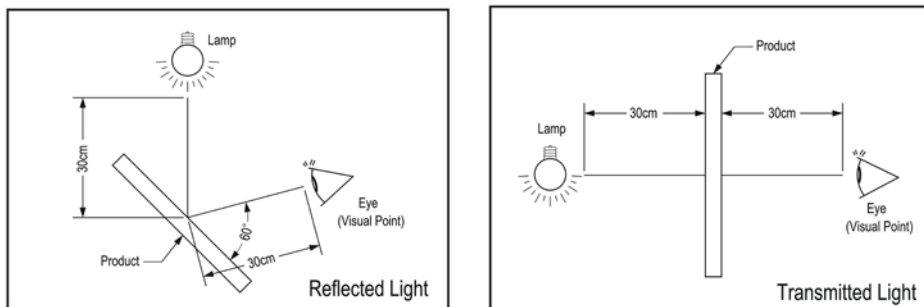


Figure 11-1

(3) Glass Flaw [玻璃瑕疵]

Item [項目]	Picture [圖示]	Specification [規格]
Corner Flaw [角瑕疵]		$X \leq 3.0\text{mm}$ $Y \leq 3.0\text{mm}$ $Z \leq T$
Edge Flaw [邊緣瑕疵]		$X \leq 3.0\text{mm}$ $Y \leq 3.0\text{mm}$ $Z \leq T$
Progressive Flaw [裂縫瑕疵]		Not allowed [不允許]

Note: T=Glass thickness

12. Attention of Mounting Condition [裝機注意事項]

(1) The gasket support of touch panel must be designed on the outside of Viewable area, as well as to avoid pressing on touch panel accidentally, the enclosure must be designed with enough clearance to panel surface. To avoid pressing error on touch panel accidentally, please remain space between the surface of panel and the Bezel.

[請將固定觸控屏用的支撐體(support)設計於可視區(Viewable area)之外。為避免不小心碰到觸控屏而產生動作，請預留空間於面板與機體外殼之間]

(2) Bezel opening must be designed between Viewable area and Active area. Bezel opening must not touch Viewable area.

[外殼內緣(Bezel opening)應設計於可視區及動作區之間，並且不得碰到可視區]

(3) We recommend elastic material made support.

[建議使用彈性物質製成的支撐體]

(4) Do not use adhesive to bond top surface (ITO Film) of touch panel with enclosure.

[請勿使用黏著劑或雙面膠帶固定觸控屏面板和機體外殼]

(5) The edge of touch panel is conductive. Don't touch it with metal after mounting.

[觸控屏面板背面具導電性質，安裝後請避免與其他金屬物質接觸]

(6) Proper grounding of controller at all times assure normal operation.

[觸控屏正常的作動有賴於控制器確實的電源接地]

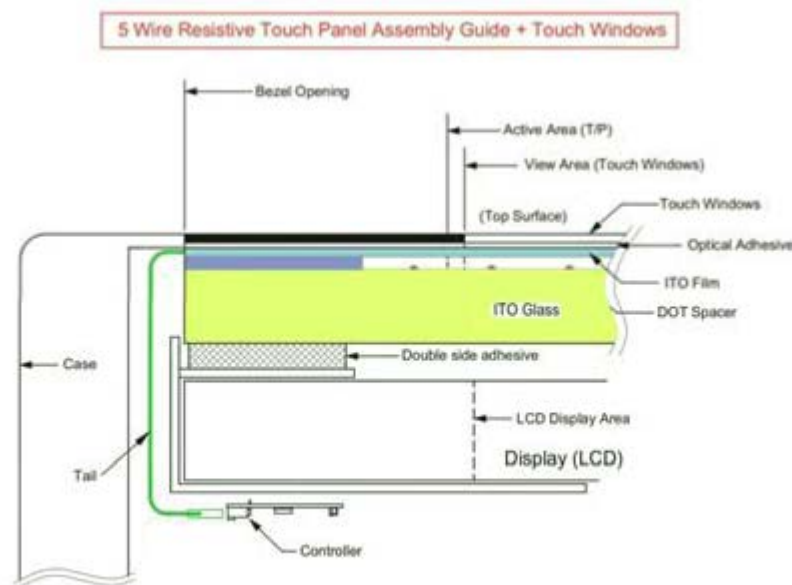
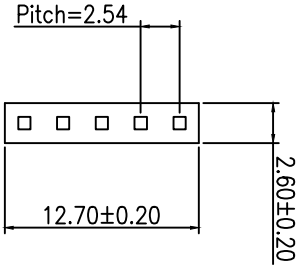


Figure 12-1

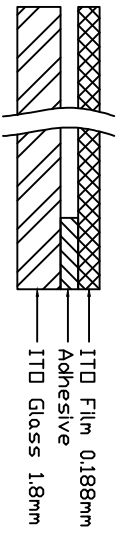
13. Warranty [保固]	
GROOVY comes with a 2-year guaranty on 5 wire resistive touch panel. GROOVY guaranty provide for repair and replacement without any charge during this period.	
GROOVY reserves the right in its sole discretion to determine the defects received, and will take the responsibility if there is any defect or damages.	
Notice: GROOVY is not responsible for following situation:	
[除了下列 3 點所述外, 坤巨資訊所生產製造的產品保固期限為 2 年, 若判定為坤巨資訊之責任, 則產品更換。坤巨資訊保留判定責任歸屬之權益]	
1. Damages caused by improper handling from clients, such as the shipping period or manufacturing processes.	[在客戶的製程或運輸中,因客戶自身疏忽所造成對產品的傷害及破損]
2. Damages caused by either natural disaster or human factors after receiving the products.	[在客戶收到坤巨之產品後,因為天災人禍所造成的傷害及破損]
3. Damage caused by self-repairs, and modifications or disassembling of GROOVY products from clients without prior notice.	[沒有知會坤巨共同討論,而自行變更、維修、拆卸產品所造成的傷害及破損]
14. Caution [注意事項]	
Storage [儲存]	(1) Storage shall be under the temperature and humidity that mentioned in the specification. Do not expose the products to direct sunlight or piling caused damage on the surface. [儲存要注意溫/濕度條件, 且不可直接暴露於陽光下, 或堆疊造成直接加壓面板]
Unpacking [拆裝]	(1) Check for the correct vertical direction of the package before unpacking. [注意檢查包裝箱已發現來貨外箱已有嚴重變形或破損時, 應立即拍照佐證, 以避免損壞]
Handing [握持]	(1) In order to prevent fingerprints or stain on the products, and get a cut by sharp edges of glass, clean finger sacks or glove and mask are required during handing. [配戴清潔的指套、手套、口罩, 以避免造成指紋、髒污或不小心被玻璃邊緣割傷] (2) Do not touch the viewing area of the panel. [安裝組合時, 避免接觸可視區] (3) Do not handle the tail (connector) of panel directly, when you handle the touch panel. It will cause the problem of combination and reliability [拿取面板時, 不可直接拿取 tail 部份]
Cleaning [清潔]	(1) Clean and soft clothes with neutral detergent and with isopropyl alcohol may be used for cleaning. [使用乾淨且柔軟的布, 沾中性清潔劑或酒精進行清潔] (2) Do not use any chemical solvent, acidic or alkali solution. [不能使用化學溶劑或酸鹼液進行清潔] (3) The panel is designed with air groove. Insulation and cushioning pads should be designed around the edges of the panel to prevent water and dust. [表面可擦拭及排除的異物及異紋並不列入判定規範內, 可被乎略]
Install and Assembling [組合與裝配]	(1) Excessive force or strain to the panel or tail is prohibited [注意避免加壓或拉扯面板及 tail] (2) Retain at least 0.3 mm clearance between panel and display module. [貼何時面板和顯示器之間的距離要 0.3mm 的空隙] (3) Gasket or cushion pads around the edge of the panel may segregate water and/or dust contamination.

	[在設計機構時，注意四周邊緣需有緩衝墊，以避免滲水或聚集灰塵]
Operating [操作]	(1) Use a plastic stylus (tip R0.8 or over) or finger. Sharp edged or hard articles are prohibited. [應用手指或專用觸控工具，不能使用尖銳、堅硬的物體書寫輸入] (2) The gathering of dew in the panel may occur with abrupt temperature or humidity changes. A stable environment condition is recommended. [急速的溫/濕度變化會有結露現象，易造成面板功能失效，所以穩定的環境條件是必要的]
Others [其他]	(1) Keep the surface clean. No adhesives should be applied. [請保持表面清潔，不要貼膠帶於面板上] (2) Avoid high voltage and static charge. [避免高壓與靜電] (3) GROOVY has the right to change the materials and specification. [坤巨保有變更規格及材料的權利]
15. Appearance Specification [外觀檢查規格]	
Particle [顆粒異物]	(1) $D \leq 0.50\text{mm}$ → OK (2) $0.50\text{mm} < D \leq 0.70\text{mm}$ (each area contains ≤ 3 , total ≤ 6) → OK (3) $D > 0.70\text{mm}$ → NG
Linear Object [線狀異物]	(1) $W \leq 0.10\text{mm}$ → OK (2) $0.10\text{mm} < W \leq 0.20\text{mm}$ and $L \leq 20.0\text{mm}$, total ≤ 5 → OK (3) $W > 0.20\text{mm}$ → NG Remark: the particle will be ignored when it is cleanable.
Scratch [刮傷]	(1) $W \leq 0.05\text{mm}$ → OK (2) $0.05\text{mm} < W \leq 0.10\text{mm}$ and $L \leq 12.0\text{mm}$, total ≤ 7 → OK (3) $0.10\text{mm} < W \leq 0.20\text{mm}$ and $L \leq 6.0\text{mm}$, total ≤ 6 → OK (4) $W > 0.20\text{mm}$ → NG
<p>< Remark > 【備註欄】</p> <p>1. D=Diameter=直徑。</p> <p>2. W=Width=寬度。</p> <p>3. L=Length=長度。</p> <p>4. Each area contains=20 φ</p>	

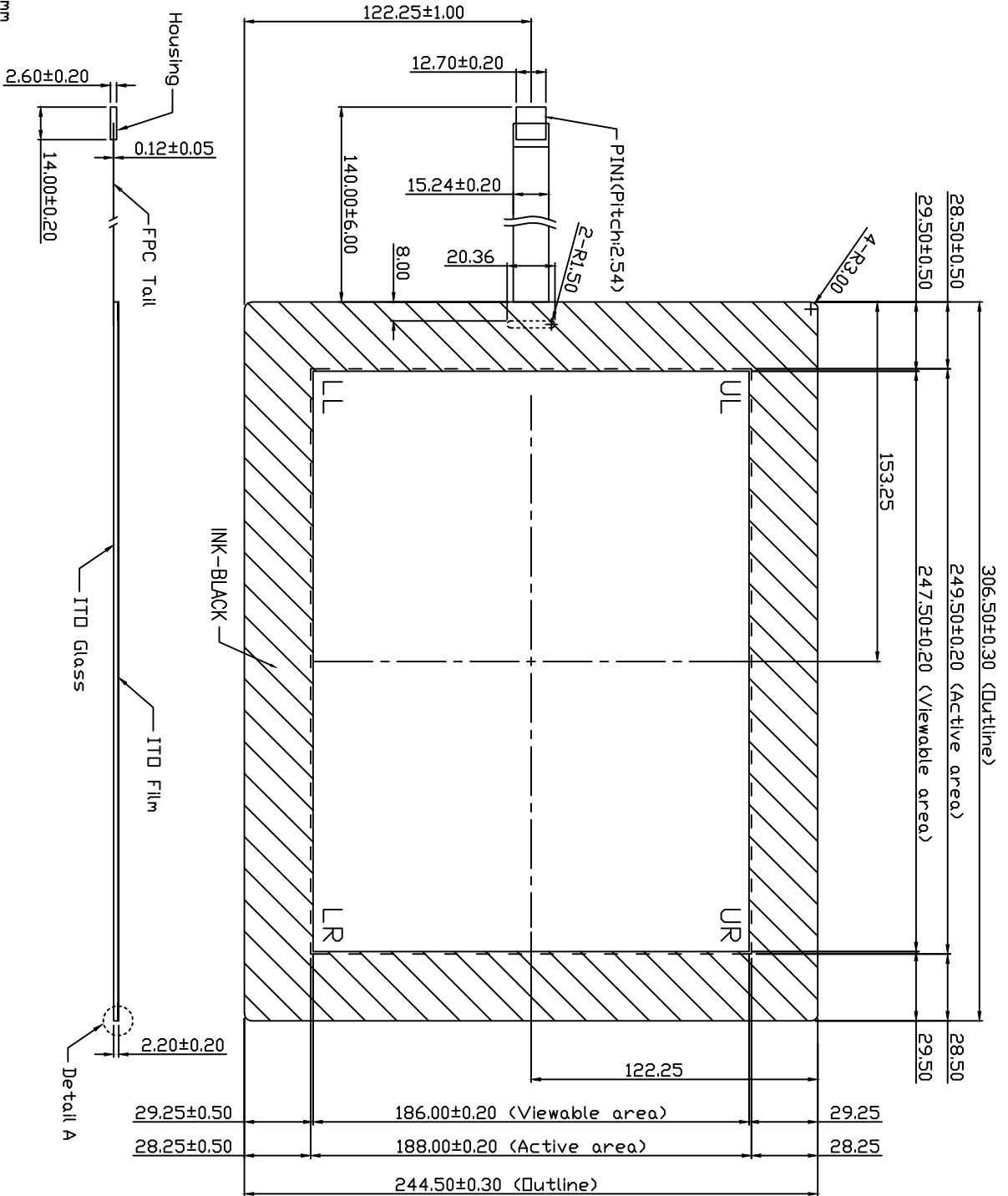
Connector Pinout	
Pin No.	Designation
1	UR
2	LR
3	SG
4	UL
5	LL



HOUSING



Detail A



REV.	DATE	REVISED DESCRIPTIONS	DIMENSION UNIT	mm	MODEL NO.	GP-121F-5M-NT04B	CUSTOMER APPROVED	NOTE
1		DRAWN	STEVE	ISSUE DATE	2015/01/26	SCALE	-/-	
2		CHECK	GERALD	APPROVED	SCOTT			
3								



坤巨資訊股份有限公司
Groovy Technology Corp.