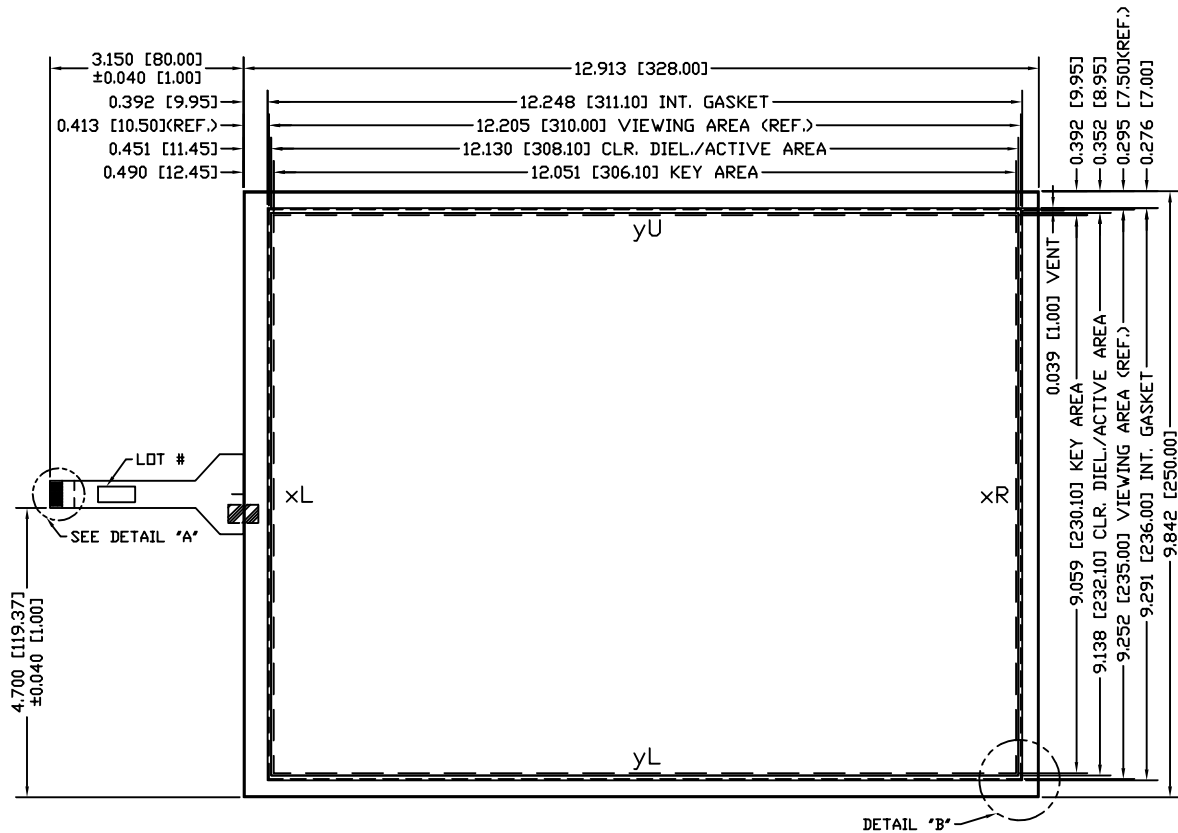


SENSOR SPECIFICATION

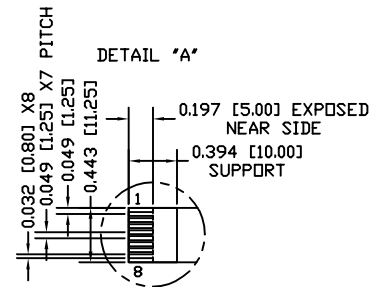
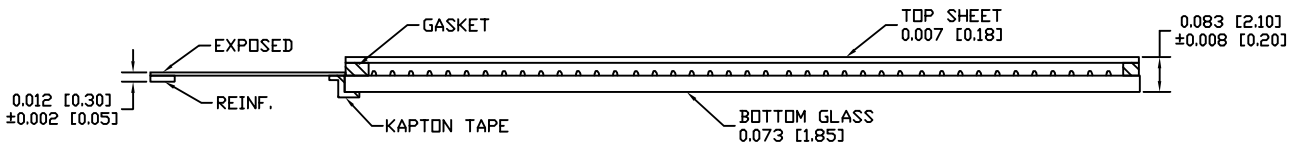
LINEARITY	ACTUATION FORCE	OPTICAL PER.
±1.5% AVG 3% MAX. DEV.	0.10 N (10 g) Min., 0.79 N (80 g) Max. STYLUS: R0.8 TIP OR FINGER	79% TRANSPARENCY PER JIS K7361-1

REVISIONS		
REV.	DESCRIPTION	DATE
0	INITIAL RELEASE	08/14/07
A	Correct title block & linearity text	09/15/10
1		
2		
3		
4		
5		
6		
7		

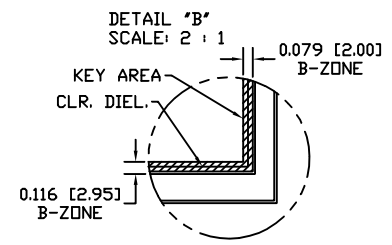


GENERAL NOTES:

1. TOP FILM OFFSET FROM BOTTOM GLASS 0.020 [0.50].
2. MAX. VOLTAGE & CURRENT: 5 VDC, LESS THEN 1mA AT CONTACT POINT FROM TOP LAYER TO BOTTOM LAYER.
3. OPERATION TEMPERATURE: -10° TO 60°C
4. OPERATION HUMIDITY: < 40°C 20% to 95% RH NO CONDENSATION.
5. STORAGE TEMPERATURE: -20°C TO 70°C
6. FFC BEND R > 2.0MM NO SHARP CREASE
7. SURFACE HARDNESS: 3H AS PER JIS K 5400
8. COSMETIC INSPECTION: GRADE 3x
9. TERMINAL RESISTANCE:
YU-YL = 250-690 Ohms
XR-XL = 240-770 Ohms



PINOUT	
1	XR REF.
2	XL REF.
3	XL
4	XR
5	YU
6	YU REF.
7	YL REF.
8	YL



CAD DRAWING NOTICE	DEC. TOLERANCES: XXX = ±0.020 [.XX] = ±[0.51] ANGULAR TOL = ±1° FRAC. TOL. XX = ±1/16 DIM CODE: [INCHES] [MILLIMETERS]	DESIGNER: PLONG 08/14/07 CHKD: DESIGN ENG: LHRUIZ 08/14/07 VIEW POINT:	GUNZE USA Gunze Electronics USA Corporation 2113 Wells Branch Parkway Austin, Texas 78728 TITLE: G150-02-1D SENSOR, 15.0D 8-WIRE
THIS DRAWING EMBODIES A PROPRIETARY DESIGN ORIGINATED BY GUNZE ELECTRONICS USA CORPORATION AND SHALL NOT BE DISCLOSED, USED, OR DUPLICATED FOR PROCUREMENT OR MANUFACTURING PURPOSES, UNLESS SPECIFICALLY AUTHORIZED BY GUNZE ELECTRONICS USA CORPORATION. ALL PATENT RIGHTS RELATING HERETO ARE EXPRESSLY RESERVED FOR GUNZE ELECTRONICS USA CORPORATION. This notice shall be marked on any reproduction hereof in whole or part.	CUSTOMER PART #:		PART NO. 100-1210 SCALE: 1:1
MATERIAL SPEC.	CUSTOMER ID: GUNZE USA	RELE: 09/15/10	REVISION: A