

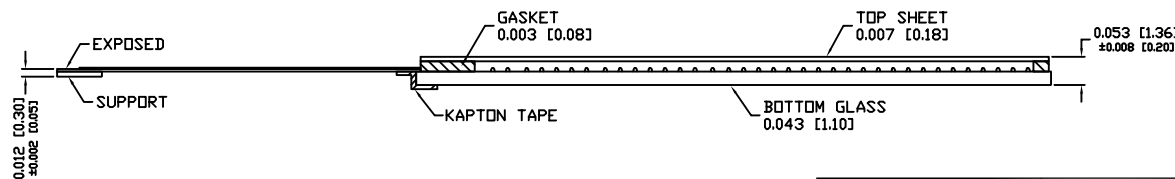
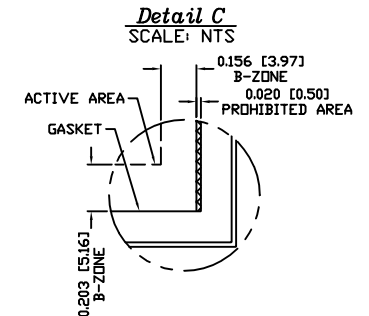
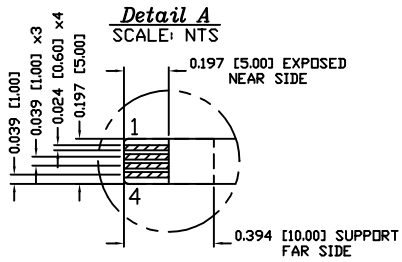
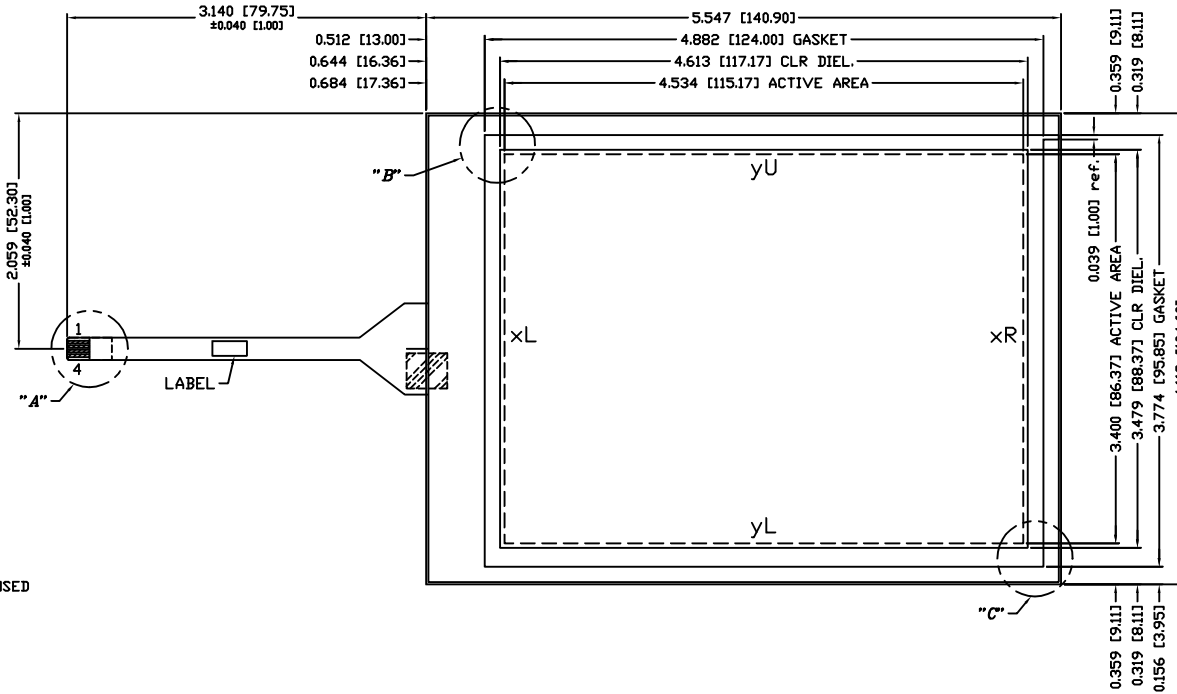
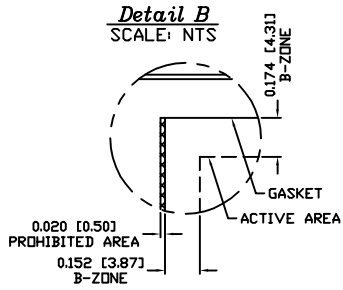
# SENSOR SPECIFICATION

LINEARITY	ACTUATION FORCE	OPTICAL PER.
±1.5% AVG 3% MAX. DEV.	0.10 N (10 g) Min., 0.79 N (80 g) Max. STYLUS: R0.8 TIP, FINGER: R3.0 TIP	79% TRANSPARENCY PER JIS K7361-1

REVISIONS		
REV.	DESCRIPTION	DATE
D	ECG #280416; MACOLA CONVERTED.	05/13/08
A		
B		
C		
D		
E		
F		
G		

### GENERAL NOTES:

1. TOP FILM OFFSET FROM BOTTOM GLASS 0.020 [0.50].
2. MAX. VOLTAGE & CURRENT: 5 VDC, LESS THEN 1mA AT CONTACT POINT FROM TOP LAYER TO BOTTOM LAYER.
3. OPERATION TEMPERATURE: -10°C TO 60°C
4. OPERATION HUMIDITY: < 40°C 20% to 95% RH NO CONDENSATION.
5. STORAGE TEMPERATURE: -20°C TO 70°C
6. FFC BEND R > 2.0MM NO SHARP CREASE
7. SURFACE HARDNESS: 3H AS PER JIS K 5400
8. COSMETIC INSPECTION: GRADE 3x
9. TERMINAL RESISTANCE:  
2YU-4YL = 250-700Ω  
1XL-3XR = 240-610Ω



PINOUT	
1	XL
2	YU
3	XR
4	YL

CAD DRAWING NOTICE	DEC. TOLERANCES: .XXX = ±0.020 [.XX] = ±[0.51]	DESIGNER: LHRUIZ 04/28/03 CHKD.	
THIS DRAWING EMBODIES A PROPRIETARY DESIGN ORIGINATED BY GUNZE ELECTRONICS USA CORPORATION AND SHALL NOT BE DISCLOSED, USED, OR DUPLICATED FOR PROCUREMENT OR MANUFACTURING PURPOSES, UNLESS SPECIFICALLY AUTHORIZED BY GUNZE ELECTRONICS USA CORPORATION. ALL PATENT RIGHTS RELATING HERETO ARE EXPRESSLY RESERVED FOR GUNZE ELECTRONICS USA CORPORATION. This notice shall be marked on any reproduction hereof in whole or part.	ANGULAR TOL. = ±1° FRAC. TOL. XX = ±1/16	DESIGN ENG. LHRUIZ 04/28/03	
DIM CODE: [INCHES] [MILLIMETERS]	CUSTOMER PART #:	VIEW POINT: 	TITLE: GZA-22-01 5.7D, 4w FG
MATERIAL SPEC.	R/ISE: 07/15/08	PART NO: 100-1730	SCALE: 2 : 1
			CUSTOMER ID: GUNZE USA
			REVISION: 0

## GUNZE USA

Gunze Electronics USA Corporation  
2113 Wells Branch Parkway  
Austin, Texas 78728