

# Designed to Speed up Production In Hazardous Environments



## Installation-Ready

The IND570xx comes with the hardware necessary for installation in a hazardous area. US harsh models are provided with conduit hubs, while EU versions have ATEX-certified cable glands.



## Direct Process Control

When equipped with its Solid State I/O option, IND570 becomes a powerful process controller inside the hazardous area, without the need for lengthy connections and barriers to separate it from environmental hazards.



## Seamless Integration

Your process data can flow between the safe and hazardous zones, unimpeded. The IND570xx offers a choice of communication options which ensure the right method for your facility and your process.



## Global Approvals

In hazardous areas, there is no room for doubt about the consistent safety of industrial equipment. The IND570xx boasts a comprehensive collection of approvals, so it can be used in almost all regions and markets.



## IND570xx

### One Terminal, Many Solutions

Designed for performance and versatility, the IND570xx industrial terminal is the easy choice for even the most challenging industrial weighing applications.

The IND570xx features a broad offering of functions to manage weighing applications. Introducing advances in connectivity, performance verification and efficient, secure access to critical process data, the IND570xx satisfies ever-increasing demand for measurement accuracy, reliability, efficiency and traceability.

## Technical Specifications

### Physical and Electrical

<b>Enclosures</b>	Harsh environment model: 304L Stainless steel, IP65 certified. Includes fixed-angle brackets for wall mounting Panel mount model: Stainless steel front panel, aluminum chassis and integrated mounting hardware. Certified IP65 protection
<b>Weight</b>	3.2 kg (7 lbs)
<b>Operating environment</b>	-10°C to +40°C (14°F to 104°F), 10% to 95% relative humidity, non-condensing
<b>Input power</b>	AC: 85-264 VAC, 49-61 Hz, 500 mA (harsh and panel enclosure types) DC: 20-29 VDC, 1.25A (panel-mounted enclosure only; for Analog, IDNet and SICSpro versions only)

### Scale Interface

<b>Supported scale types</b>	<b>Analog:</b> Up to 8 350 Ω load cells, 2 or 3 mV/V cells supported. 10 VDC excitation. Analog/Digital update rate >366 Hz <b>IDNet:</b> High-Precision K-Line, +12V versions only, including T-Brick cell, M-Cell and Point-ADC <b>SICSpro:</b> High-Precision PBK9/PFK9 bases, Category 3/Division 2 (MPGI load cells) <b>POWERCELL:</b> Supports one PowerDeck floor scale or a network of up to six POWERCELL load cells or PowerMount™ Compression Weigh Modules
<b>Units</b>	kg, lb, tons, metric tons, g, dwt, lb-oz, oz, ozt, custom unit. Unit switching and multiple unit printing supported
<b>Capacity &amp; increments</b>	2,000,000 maximum capacity; maximum 100,000 display increments

### Human-Machine Interface

<b>Display</b>	High contrast, high resolution display with 25mm-high weight indication
<b>Status indicators</b>	Gross, Net, active Range/Interval, Units, Motion, Center of Zero, MinWeigh, Service Icon
<b>Metrology line</b>	Displays capacity, increments and approval class
<b>System line</b>	Displays weighing system messages and application information
<b>Auxiliary display</b>	Select from SmartTrac™ (graphic display of weighing status), rate (weight/time) or discrete I/O status
<b>Keypad</b>	Tactile keypad for enhanced operator experience. Clear, Tare, Print, Zero keys. Navigation keyset. Alphanumeric keypad. 5 softkeys, programmable with up to 15 unique functions to customize operator interaction with a weighing application

### Connectivity

<b>Serial</b>	COM1 serial port (standard) supports RS-232/422/485. Optional COM2 & COM3 serial ports support RS-232 and RS-232/422/485
<b>Network</b>	Optional Ethernet interface supports speeds of 10 Mb/s and 100 Mb/s using 10 Base-T, 100 Base-TX, 100 Base-FX, and 100 Base-T4. Fully compliant with IEEE standard 802.3 and 802.3x. Full duplex flow control supported. Supports 3 simultaneous socket connections.
<b>Protocols</b>	MT Continuous Output, MT Continuous Extended, CTPZ input, Demand Print, Continuous Template output, ARM100 Remote I/O, Shared Data Server access, SICS, ASCII input
<b>Fieldbus</b>	Supports any one of the following options: EtherNet/IP, Analog Output (4-20 mA or 0-10 VDC), PROFIBUS® DP, PROFINET, ControlNet™, DeviceNet™, Modbus TCP
<b>Discrete I/O, Solid State</b>	Either 2 inputs and 5 outputs or 5 inputs and 8 outputs available internally ARM100 Remote I/O modules can be used to expand total I/O support to 13 inputs and 20 outputs
<b>Interface update rates</b>	PLC cyclic data: 25 Hz. Int. Discrete I/O: 50 Hz. Ext. Discrete I/O (ARM100): 25 Hz
<b>USB port</b>	Internal USB port is <b>not</b> approved for use in the IND570xx when located in the Division 2 or Zone 2/22 area


## Integrated Applications

<b>General</b>	Simple, manual weighing, transaction counter, accumulation/totalization, automatic tare/print/clear, auto-zero maintenance, x10 weight display
<b>Material Transfer</b>	Standard software supports single material filling or dosing with integrated I/O control
<b>Checkweighing</b>	Static checkweighing with intuitive graphical display and integrated I/O support
<b>Remote Display</b>	Functions as a remote display (via a serial or ethernet connection) for another METTLER TOLEDO terminal. Simple function control (clear, tare, zero, print) provided through the HMI
<b>Data tables</b>	Target Table stores values for up to 200 material IDs. Tare Table stores up to 99 tare weights
<b>Alibi Memory</b>	Stores individual transaction data. Export as .csv file for further use
<b>Printing</b>	10 customizable templates. Manual and automatic print triggers. Standard data and service reports available. Print via serial and Ethernet ports. Direct print to connected USB memory device. Direct print to USB printer is not supported
<b>ID Prompting</b>	Store up to four 30-step custom routines to guide users through an operating sequence. Use to assure consistency and collection of transaction data. Add external keyboard or barcode scanner to facilitate data entry

## Optional Application PACs






<b>Fill-570</b>	Advanced control of automatic filling, dosing and blending of up to six materials. Refer to Fill-570 data brief for details
<b>Drive-570</b>	Supports Inbound/Outbound vehicle weighing. Refer to Drive-570 data brief for details
<b>COM-570</b>	Retains advanced features and functions of the IND570 while communicating with existing systems via legacy METTLER TOLEDO product protocols, including 8142 Host, 8530 Host, PT6S3 and SMA. Input Command Template allows the IND570 to recognize and respond to customer-specific commands
<b>TaskExpert™</b>	TaskExpert gives qualified programmers the ability to adapt the standard capabilities of the IND570 to more closely align with a user's specific application requirements

## Performance

<b>Diagnostics</b>	Error and Maintenance Logs record system events. Service icon (  ) displays to indicate an event requiring user/service attention. Terminal Status Report provides real-time system performance data
<b>Email</b>	Integrated email function can deliver system notifications to designated recipients. Proxy server login supported
<b>Test Manager GWP®</b>	Supports routine testing of weighing system for performance verification and compliance. Test procedures with performance tolerances are stored in the terminal. Recommended testing periods are monitored and users prompted when routine testing is needed. Standard test reports and GWP Log provide documentation for compliance efforts
<b>Web Server</b>	Built-in web server provides tools for examining terminal operation over the network using just a web browser

## Approvals

<b>Weights and Measures</b>	<b>USA</b>	NTEP Class II 100,000d, Class III/IIIL 10,000d, CoC 13-123
	<b>Canada</b>	Class II 100,000d, Class III 10,000d, Class IIIHD 20,000d, AM-5593
	<b>Europe</b>	OIML R76 Class II approved divisions determined by platform; Classes III and IIII 10,000e, TC8458
	<b>Europe MID</b>	MID R51, MID R61

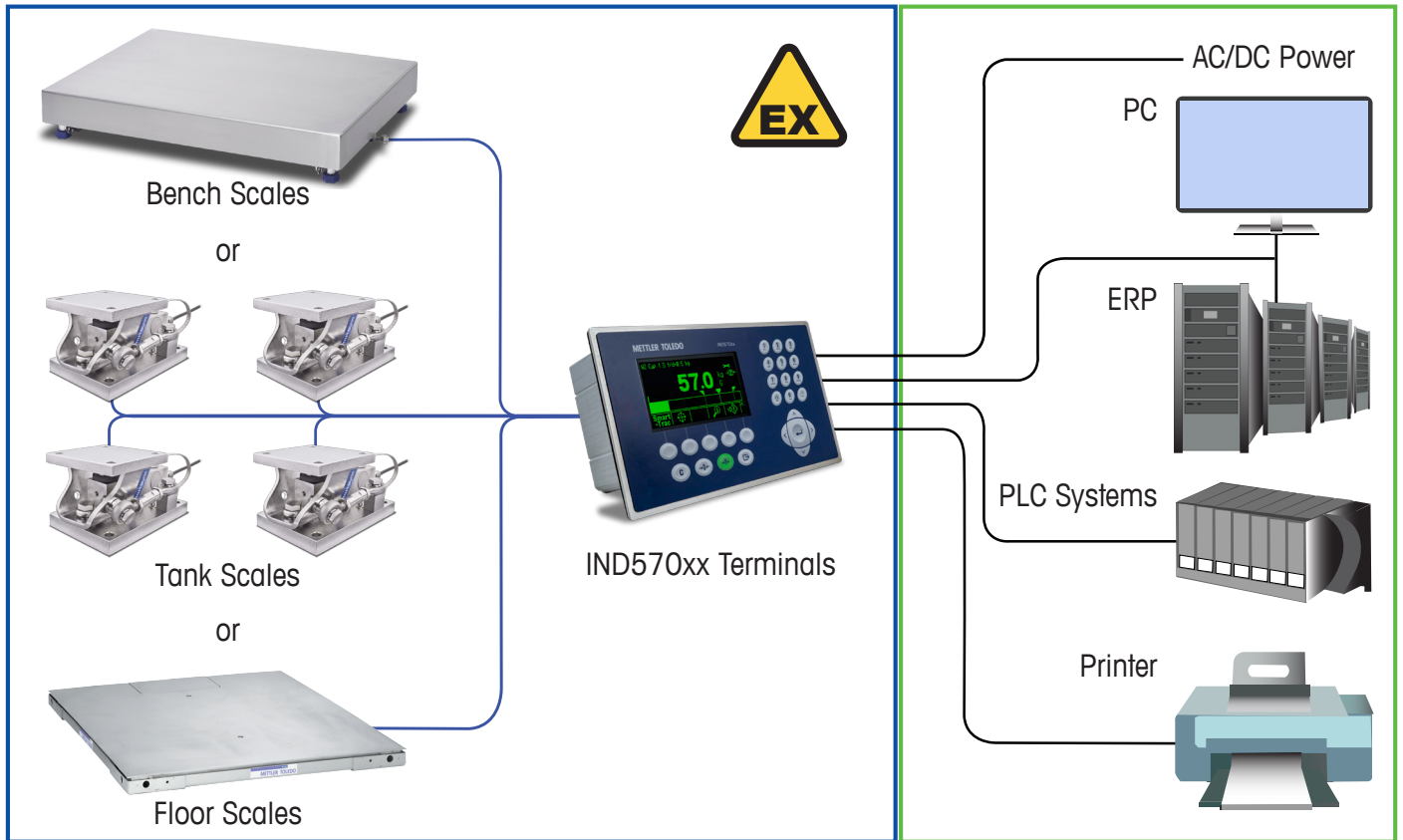
<b>Product Safety</b>	Harsh environment model:  Panel-mounted model:    
-----------------------	--

## Hazardous Areas Approvals

<b>US</b>	CL I, DIV 2, GP CD; CL II, DIV2, GP FG; CL III; CL I Zn 2 IIB T5; Zn 22 IIIC T85°C -10°C ≤ Ta ≤ +40°C Temperature ID = T5 (100°C)
<b>Canada</b>	CL I, DIV 2, GP CD; CL II, DIV2, GP FG; CL III; -10°C ≤ Ta ≤ +40°C Temperature ID = T5 (100°C)
<b>Europe</b>	II 3 G Ex ic nA [ic] IIB T5 Gc -10°C ≤ Ta ≤ +40°C II 3 D Ex tc IIIC T85°C Dc -10°C ≤ Ta ≤ +40°C
<b>IECEX</b>	Ex ic nA [ic] IIB T5 Gc -10°C ≤ Ta ≤ +40°C Ex tc IIIC T85°C Dc -10°C ≤ Ta ≤ +40°C

## Hazardous Area Zone 2/22 or Div 2

## Safe Area




## Terminal Dimensions


### Panel-Mounted Enclosure



### Enclosure for Harsh Environments



## Brackets



### Mettler-Toledo, LLC

1900 Polaris Parkway  
Columbus, OH 43240  
Phone 800 638 8537

Subject to technical changes  
©09/2019 Mettler-Toledo, LLC  
30372927 EN.A4 R06

[www.mt.com/IND570](http://www.mt.com/IND570)

For more information