

Technical Data

Original Instructions

## PanelView 5310 Terminals Specifications

Catalog Numbers 2713P-T6CD1, 2713P-T6CD1-B, 2713P-T6CD1-K, 2713P-T7WD1, 2713P-T7WD1-B, 2713P-T7WD1-K, 2713P-T9WD1, 2713P-T9WD1-B, 2713P-T9WD1-K, 2713P-T10CD1, 2713P-T10CD1-B, 2713P-T10CD1-K, 2713P-T12WD1, 2713P-T12WD1-B, 2713P-T12WD1-K

Topic	Page
Summary of Changes	2
Environmental Specifications	2
Certifications	3
Technical Specifications	4
Terminal Dimensions	5
Studio 5000 Environment	6
Accessories	6
Additional Resources	8

The PanelView™ 5310 terminals are operator interface devices that monitor and control devices attached to ControlLogix® 5570 and 5580 controllers, and CompactLogix™ 5370, 5380, and 5480 controllers over an EtherNet/IP™ network. Animated graphic and text displays provide operators with a view into the operating state of a machine or process. Operators interact with the control system by using the touch screen.

The PanelView 5310 terminals include these features and capabilities:

- Tightly integrated control and design environment allows information to be shared between the PanelView 5310 terminal and the Logix platforms.
- The Studio 5000® environment provides one point of access for the Studio 5000 View Designer® and Studio 5000 Logix Designer® applications.<sup>(1)</sup>
- PanelView 5000 terminals are compatible with the following controllers using firmware V27 or later: ControlLogix 5570 and 5580 controllers and CompactLogix 5370, 5380, and 5480 controllers.
- Supports a maximum of 100 user-defined screens.
- Supports a maximum of 4,000 Logix-based alarms.<sup>(1)</sup>
- Easily configured screen navigation menu.
- Automatic Diagnostics capability.
- Conformal coating available for all terminal sizes.

(1) PanelView 5310 firmware can support up to 4,000 Logix-based alarms in a single controller if you use Studio 5000 View Designer application version 5 and Studio 5000 Logix Designer application version 32 or later. Of the 4,000 alarms, no more than 1,000 can be instruction-based. Earlier versions of the Studio 5000 View Designer or Studio 5000 Logix Designer applications can support up to 1,000 Logix-based alarms.

## Summary of Changes

This publication contains new and updated information as indicated in this table.

Topic	Page
Corrected terminal weight measurements.	5

## Environmental Specifications

This table provides environmental specifications for the PanelView 5310 terminals.

Attribute	Value
Temperature, operating	0...50 °C (32...122 °F)
Temperature, nonoperating	-25...+70 °C (-13...+158 °F)
Relative humidity	5...95% without condensation
Vibration	0.012 pk-pk, 10...57 Hz 2 g peak at 57...500 Hz
Shock, operating	15 g at 11 ms
Shock, nonoperating	30 g at 11 ms
Altitude, operating	Sea level to 2,000 m (6,562 ft)
Enclosure ratings	NEMA and UL Type 4X, 12, 13, and classified by UL as IP66 (when mounted on a flat surface of an equivalent enclosure)
Corrosive Atmosphere ASTM B845-97 Method K Accelerated Test (30 Day Exposure)	For PanelView 5310 conformal-coated PCBA level products with catalog numbers that end in K, product meets or exceeds the following requirement: Severity Level GX** per ANSI/ISA 71.04.2013, Airborne Contaminants—Gases **Up to 2100 angstroms of film growth per 3 days of copper and silver reactivity Severity Level CX* per IEC 60721-3-3 2019, Chemically Active Substances *Port plugs need to remain installed in unused ports, at all times during storage and operation, for the product to meet its corrosive atmosphere rating.

## Certifications

This table provides certification information for the PanelView 5310 terminals.

Certification <sup>(1)</sup>	Value
c-UL-us	c-UL-us Listed to UL 61010-1, UL 61010-2-201, CAN/CSA-C22.2 No. 61010-1, and CAN/CSA-C22.2 No. 61010-2-201; see <a href="#">2713P-CT002</a>
CE (EMC)	European Union EMC Directive, compliance with: <ul style="list-style-type: none"> <li>EN 61131-2; Programmable Controllers (pertinent EMC sections); see <a href="#">2713P-CT004</a></li> </ul>
EAC	Russian Customs Union TP TC 020/2011 EMC Technical Regulation; see <a href="#">2713P-CT001</a>
EtherNet/IP	ODVA conformance tested to EtherNet/IP specifications; see <a href="#">2713P-CT005</a>
KC	KC registered; see <a href="#">2713P-CT001</a>
RCM	Australian Radiocommunications Act, compliance with: <ul style="list-style-type: none"> <li>EN 61000-6-4; Industrial Emissions; see <a href="#">2713P-CT003</a></li> </ul>
Morocco	Moroccan EMC Directive, compliance with: <ul style="list-style-type: none"> <li>NM EN 61131-2; Programmable Controllers EMC; see <a href="#">2713P-CT008</a></li> </ul>
RoHS	<ul style="list-style-type: none"> <li>China RoHS</li> <li>European RoHS</li> <li>Turkey RoHS (EEE Yönetmeliğine Uygundur. In Conformity with the EEE Regulation.)</li> <li>UAE RoHS <a href="#">ENV-CT001</a></li> </ul>

(1) When marked. See the Rockwell Automation® Product Certifications site at [rok.auto/certifications](http://rok.auto/certifications) for declarations of conformity, certificates, and other certification details.

## Technical Specifications

This section provides technical specifications for the PanelView 5310 terminals.

### Technical Specifications - PanelView 5310 Terminals

Attribute	6-in. Touch	7-in. Wide Touch	9-in. Wide Touch	10.4-in. Touch	12.1-in. Wide Touch
	2713P-T6CD1 2713P-T6CD1-B <sup>(1)</sup> 2713P-T6CD1-K <sup>(2)</sup>	2713P-T7WD1 2713P-T7WD1-B <sup>(1)</sup> 2713P-T7WD1-K <sup>(2)</sup>	2713P-T9WD1 2713P-T9WD1-B <sup>(1)</sup> 2713P-T9WD1-K <sup>(2)</sup>	2713P-T10CD1 2713P-T10CD1-B <sup>(1)</sup> 2713P-T10CD1-K <sup>(2)</sup>	2713P-T12WD1 2713P-T12WD1-B <sup>(1)</sup> 2713P-T12WD1-K <sup>(2)</sup>
Operator input	Touch				
Conformal coated	Yes				
Display type	Color TFT LCD (thin-film-transistor, liquid-crystal display)				
Display size, diagonal	5.7-in. screen	7-in. widescreen	9-in. widescreen	10.4-in. screen	12.1-in. widescreen
View area, W x H	115 x 86 mm (4.5 x 3.4 in.)	152 x 91 mm (6.0 x 3.6 in.)	196 x 118 mm (7.7 x 4.6 in.)	211 x 158 mm (8.3 x 6.2 in.)	261 x 163 mm (10.3 x 6.4 in.)
Display resolution/ aspect ratio	640 x 480 VGA/4:3	800 x 480 WVGA/5:3	800 x 480 WVGA/5:3	800 x 600 SVGA/4:3	1280 x 800 WXGA/16:10
Color depth	24-bit color graphics (16.7 million colors)				
Brightness, typical	300 cd/m <sup>2</sup> (Nits)				
Backlight	<ul style="list-style-type: none"> <li>Light-emitting diode, non-replaceable</li> <li>Life: 50,000 h min at 40 °C (104 °F) to half-brightness</li> </ul>				
Backlight power consumption, typical	2.4 W	3 W	3.5 W	4 W	5 W
Touch screen	<ul style="list-style-type: none"> <li>Analog resistive</li> <li>Actuation rating: 1 million presses</li> <li>Operating force: &lt;100 grams</li> </ul>				
Battery (real-time clock backup)	<ul style="list-style-type: none"> <li>Accuracy: +/-2 minutes per month.</li> <li>Battery life: 4 years min at 25 °C (77 °F)</li> <li>Replacement: CR2032 lithium coin cell</li> </ul>				
Memory RAM User available	1 GB RAM 1 GB nonvolatile storage for projects				
Secure Digital (SD <sup>®</sup> ) card slot	One SD card slot for external storage; supports cat. no. 1784-SDx cards. See <a href="#">Secure Digital (SD) Cards on page 7</a> .				
USB ports Host Device	One USB high-speed 2.0 host port (type A) supports removable drives for external storage. One high-speed 2.0 device port (type B) supports connection to host computer (available in a future release).				
Ethernet port	One 10/100Base-T, Auto MDI/MDI-X Ethernet port for controller communication.				
Status indicators	STS (status, green), ERR (error, red)				
Software	Studio 5000 environment provides single portal to View Designer and Logix Designer applications.				
<b>Electrical</b>					
USB host port (type A)	0.5 A at 5V DC				
Input voltage	24V DC nom (18...30V DC)				
Power consumption, max	13 W		14 W	15 W	16 W
Power consumption, typical	9 W		11 W	12 W	12 W
Power dissipation	31 BTU/hr.		38 BTU/hr.	41 BTU/hr.	41 BTU/hr.
Inrush current, max	15 A				

**Technical Specifications - PanelView 5310 Terminals (Continued)**

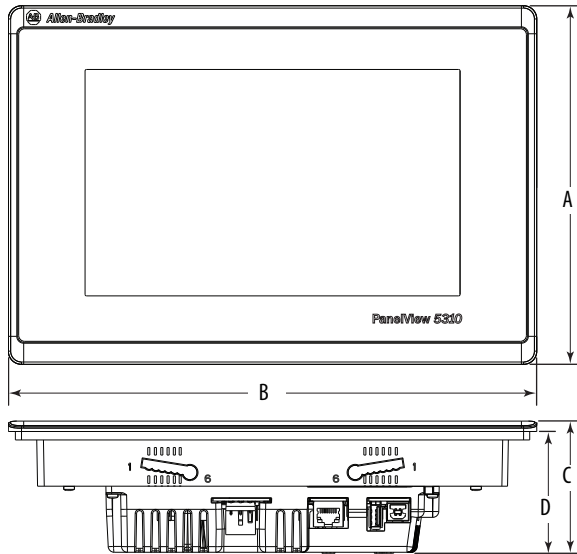
	6-in. Touch	7-in. Wide Touch	9-in. Wide Touch	10.4-in. Touch	12.1-in. Wide Touch
<b>Attribute</b>	2713P-T6CD1 2713P-T6CD1-B <sup>(1)</sup> 2713P-T6CD1-K <sup>(2)</sup>	2713P-T7WD1 2713P-T7WD1-B <sup>(1)</sup> 2713P-T7WD1-K <sup>(2)</sup>	2713P-T9WD1 2713P-T9WD1-B <sup>(1)</sup> 2713P-T9WD1-K <sup>(2)</sup>	2713P-T10CD1 2713P-T10CD1-B <sup>(1)</sup> 2713P-T10CD1-K <sup>(2)</sup>	2713P-T12WD1 2713P-T12WD1-B <sup>(1)</sup> 2713P-T12WD1-K <sup>(2)</sup>
Power supply	Supports safety extra low voltage and protected extra low voltage 24V DC supplies <sup>(3)(4)</sup>				
<b>Mechanical</b>					
Weight, approx. net	0.79 kg (1.74 lb)	1.1 kg (2.43 lb)	1.38 kg (3.04 lb)	2.08 kg (4.59 lb)	2.34 kg (5.16 lb)
Terminal dimensions, approx	See <a href="#">PanelView 5310 Terminal and Cutout Dimensions</a> on page 6.				
Cutout dimensions, approx	See <a href="#">PanelView 5310 Terminal and Cutout Dimensions</a> on page 6.				

- (1) Add -B to the end of a catalog number to order a terminal without the Allen-Bradley® logo and product identification, for example, 2713P-T7WD1-B.
- (2) Add -K to the end of a catalog number to order a terminal with conformal coating, for example, 2713P-T6CD1-K.
- (3) DC-powered terminals support safety extra low voltage (SELV) and protective extra-low voltage (protected extra low voltage) 24V DC power supplies, such as catalog numbers 1606-XLP95E, 1606-XLP100E, and 2711P-RSACDIN.
- (4) Where PELV is defined in IEC 61131-2.

## Terminal Dimensions

This section provides dimensions for the PanelView 5310 terminals. The 9-inch (228.6 mm) widescreen terminal is shown for illustrative purposes. All other terminal sizes look similar.

### PanelView 5310 Terminal Dimensions - (9-in. (228.6 mm) widescreen terminal shown)



**PanelView 5310 Terminal and Cutout Dimensions**

Terminal Size (in.)	Input Type	Terminal Dimensions				Cutout Dimensions	
		Height (A) mm (in.)	Width (B) mm (in.)	Overall Depth (C) mm (in.)	Mounted Depth (D) mm (in.)	Height (A) mm (in.)	Width (B) mm (in.)
6	Touch	153 (6.0)	186 (7.3)	69.5 (2.74)	64 (2.5) <sup>(1)</sup>	123 (4.84)	156 (6.14)
7		178 (7.0)	237 (9.3)			148 (5.82)	207 (8.15)
9		190 (7.48)	280 (11.02)			162 (6.38)	252 (9.92)
10.4		252 (9.92)	297 (11.69)			224 (8.82)	269 (10.59)
12.1		246 (9.69)	340 (13.39)			218 (8.58)	312 (12.28)

(1) When mounted in a panel, the front of the bezel extends less than 6 mm (0.24 in.) from the panel.

**Studio 5000 Environment**

Use the Studio 5000 environment to create HMI applications for the PanelView 5310 terminal platform. This environment includes these major components:

- **Studio 5000 View Designer** – you can create and design a project for a specific PanelView 5310 terminal and download the project to the terminal. You can create an application for any PanelView 5310 terminal and reuse that same application across the entire platform.
- **Studio 5000 Logix Designer** – you can develop control logic for a CompactLogix or ControlLogix controller and download the logic to the controller.



**Accessories**

This section lists accessories for the PanelView 5310 terminals.

**Protective Overlays**

Cat. No. <sup>(1)</sup>	Display Size	Quantity
2711P-RGT6S	6-in.	3
2711P-RGT7SP	7-in. widescreen	
2711P-RGT9SP	9-in. widescreen	
2711P-RGT10SP	10.4-in.	
2711P-RGT12SP	12.1-in. widescreen	

(1) Although these protective overlays were designed for the PanelView 5510 terminals, they can also be used for the PanelView 5310 terminals. However, when these overlays are used on a PanelView 5310 terminal, there is an increased air gap between the overlay and the terminal screen.

**Power Supplies and Replacement Power Terminal Blocks**

Cat. No.	Description	Quantity
1606-XLB120E	DIN rail power supply, 24...28V DC output voltage, 120 W	1
1606-XLP100E	DIN rail power supply, 24...28V DC output voltage, 100 W	1
1606-XLP95E	DIN rail power supply, 24...28V DC output voltage, 95 W	1
2711-TBDC	3-pin DC power terminal block	10

**Mounting Hardware**

Cat. No.	Description	Quantity
2711P-RMCP <sup>(1)</sup>	Mounting levers (black)	16

(1) Catalog number 2711P-RMCP mounting levers are used with the PanelView 5310 terminals. Do not use gray mounting levers; they are not compatible with PanelView 5310 terminals.

**Secure Digital (SD) Cards<sup>(1)</sup>**

Cat. No.	Description
1784-SD HC8	8-GB SD HC® card
1784-SD HC32	32-GB SD HC card

(1) To help reduce the chance of corruption when you use SD cards or USB drives with the terminal, Rockwell Automation recommends that you use only the above SD card catalog numbers.

The SD and SD HC accessory cards in the above table have been designed to meet industrial robustness and environmental requirements. Rockwell Automation recommends that you use these accessory cards with the terminal to help reduce the chances of corruption. Studio 5000 View Designer software requires the following for SD cards that are inserted into the HMI device:

- 4 GB of free space
- A supported SD HC card type, preferably one listed in the [Secure Digital \(SD\) Cards](#) table
- An environmental rating for the PanelView 5000 environment
- A supported format of either FAT32 or ext3

**USB Programming Cable**

Cat. No.	Description	Length
6189V-USBCBL2	Programming cable that connects the device port of the terminal to a USB host port of a computer	1.8 m (5.9 ft)

## Additional Resources

These documents contain more information about related products from Rockwell Automation.

Resource	Description
Visualization Solutions Selection Guide, publication <a href="#">VIEW-SG001</a>	Provides an overview of the visualization products (includes catalog number selections) offered by Rockwell Automation.
PanelView 5310 Terminals User Manual, publication <a href="#">2713P-UM001</a>	Provides information on how to install, operate, configure, and troubleshoot the PanelView 5310 terminals.
Industrial Automation Wiring and Grounding Guidelines, publication <a href="#">1770-4.1</a>	Provides general guidelines on how to install a Rockwell Automation industrial system.
Product Certifications website, <a href="http://rok.auto/certifications">rok.auto/certifications</a>	Provides declarations of conformity, certificates, and other certification details.

You can view or download publications at [rok.auto/literature](http://rok.auto/literature).



**Notes:**

## Rockwell Automation Support

Use these resources to access support information.

<b>Technical Support Center</b>	Find help with how-to videos, FAQs, chat, user forums, and product notification updates.	<a href="http://rok.auto/support">rok.auto/support</a>
<b>Knowledgebase</b>	Access Knowledgebase articles.	<a href="http://rok.auto/knowledgebase">rok.auto/knowledgebase</a>
<b>Local Technical Support Phone Numbers</b>	Locate the telephone number for your country.	<a href="http://rok.auto/phonesupport">rok.auto/phonesupport</a>
<b>Literature Library</b>	Find installation instructions, manuals, brochures, and technical data publications.	<a href="http://rok.auto/literature">rok.auto/literature</a>
<b>Product Compatibility and Download Center (PCDC)</b>	Download firmware, associated files (such as AOP, EDS, and DTM), and access product release notes.	<a href="http://rok.auto/pcdc">rok.auto/pcdc</a>

## Documentation Feedback

Your comments help us serve your documentation needs better. If you have any suggestions on how to improve our content, complete the form at [rok.auto/docfeedback](http://rok.auto/docfeedback).

Allen-Bradley, CompactLogix, ControlLogix, expanding human possibility, PanelView, Rockwell Automation, Studio 5000, Studio 5000 Logix Designer, and Studio 5000 View Designer are trademarks of Rockwell Automation, Inc.





EtherNet/IP is a trademark of ODVA.

SD and SD HC are trademarks of SD-3C LLC.

Trademarks not belonging to Rockwell Automation are property of their respective companies.

Rockwell Automation maintains current product environmental compliance information on its website at [rok.auto/pec](http://rok.auto/pec).

Rockwell Otomasyon Ticaret A.Ş. Kar Plaza İş Merkezi E Blok Kat:6 34752, İçerenköy, İstanbul, Tel: +90 (216) 5698400 EEE Yönetmeliğine Uygundur

Connect with us.    

**rockwellautomation.com** ————— **expanding human possibility<sup>®</sup>**

AMERICAS: Rockwell Automation, 1201 South Second Street, Milwaukee, WI 53204-2496 USA, Tel: (1) 414.382.2000, Fax: (1) 414.382.4444

EUROPE/MIDDLE EAST/AFRICA: Rockwell Automation NV, Pegasus Park, De Kleetlaan 12a, 1831 Diegem, Belgium, Tel: (32) 2 663 0600, Fax: (32) 2 663 0640

ASIA PACIFIC: Rockwell Automation, Level 14, Core F, Cyberport 3, 100 Cyberport Road, Hong Kong, Tel: (852) 2887 4788, Fax: (852) 2508 1846