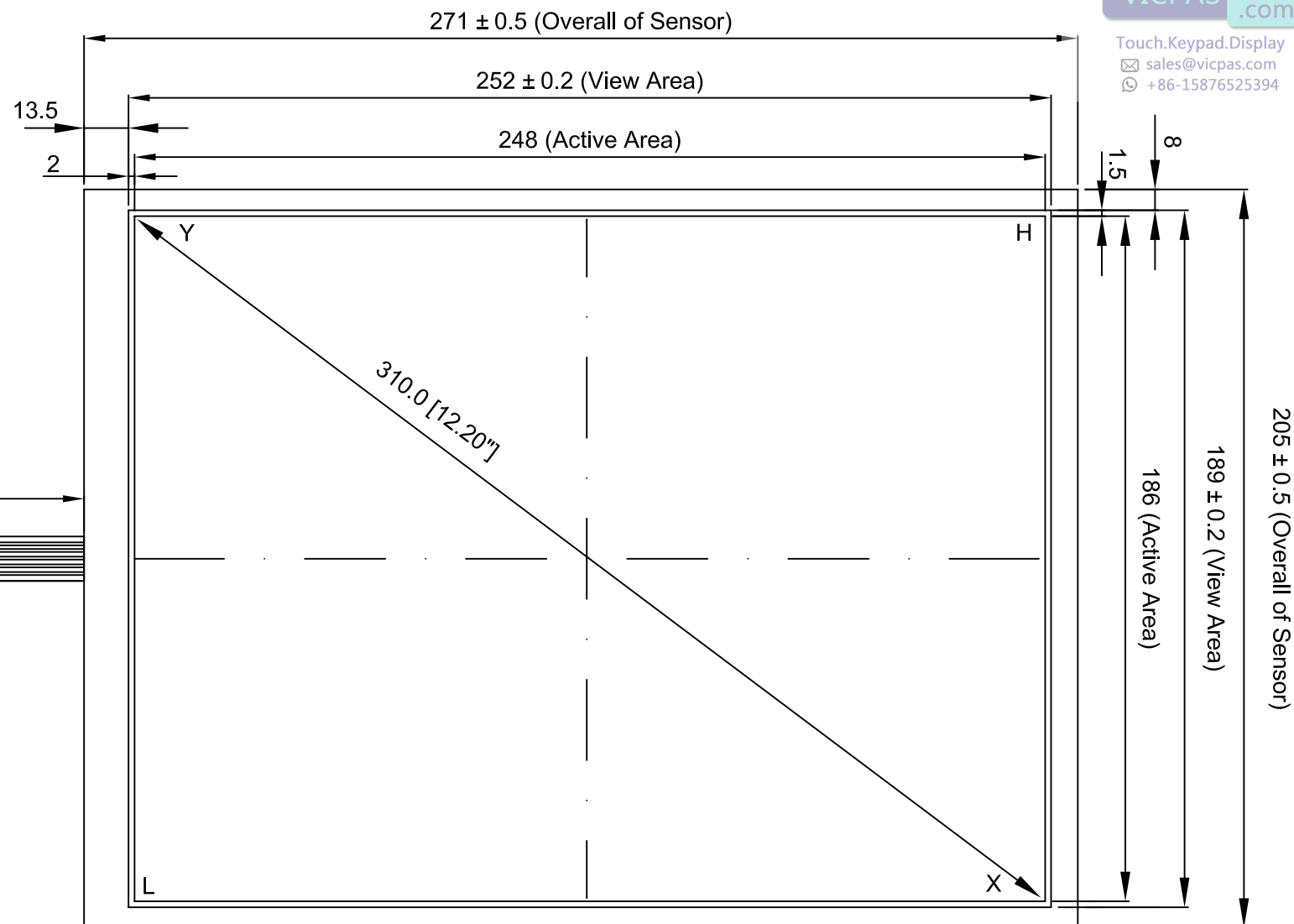
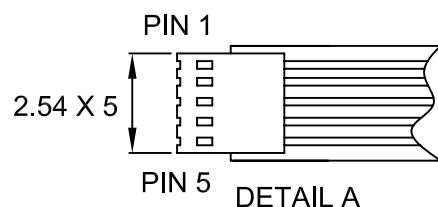
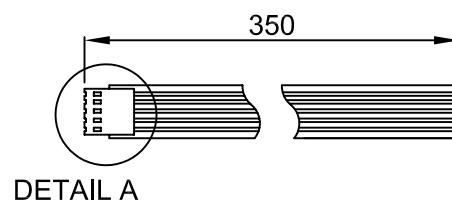


NOTE:

1. CABLE IS ATTACHED TO THE LEFT SIDE OF TOUCH PANEL AT CENTER POINT AS SHOWN.
2. TAIL CONNECTOR: PITCH 2.54 mm
3. TAIL STANDARD LENGTH: 350 mm
4. TAIL AND PANEL CONNECTION BY SOLDERING.



| P/N | COVERSHEET TYPE | GLASS THICKNESS | FINISHED PART THICKNESS |
|------------|-----------------|-----------------|-------------------------|
| 5WR12022G1 | CLEAR | 1.8 | 2.1 ± 0.2 |
| 5WR12022N1 | ANTI-GLARE | | |
| 5WR12032G1 | CLEAR | 2.8 | 3.1 ± 0.2 |
| 5WR12032N1 | ANTI-GLARE | | |

| CONNECTOR PINOUT | |
|------------------|------------|
| PIN NO | ASSIGNMENT |
| 1 | H |
| 2 | X |
| 3 | S |
| 4 | Y |
| 5 | L |

宇鴻光電股份有限公司
ATouch Technologies Co., Ltd.

| | | |
|---------------------------|-----------------------|----------------------------|
| MODEL NUMBER | | 5WR120-1 |
| DRAWN BY KEN JHUANG | DIMENSION UNIT mm | ISSUE DATE 12 / 19 / 07 |
| CHECKED BY MELISSA WEI | SCALE NOT TO SCALE | REV E |