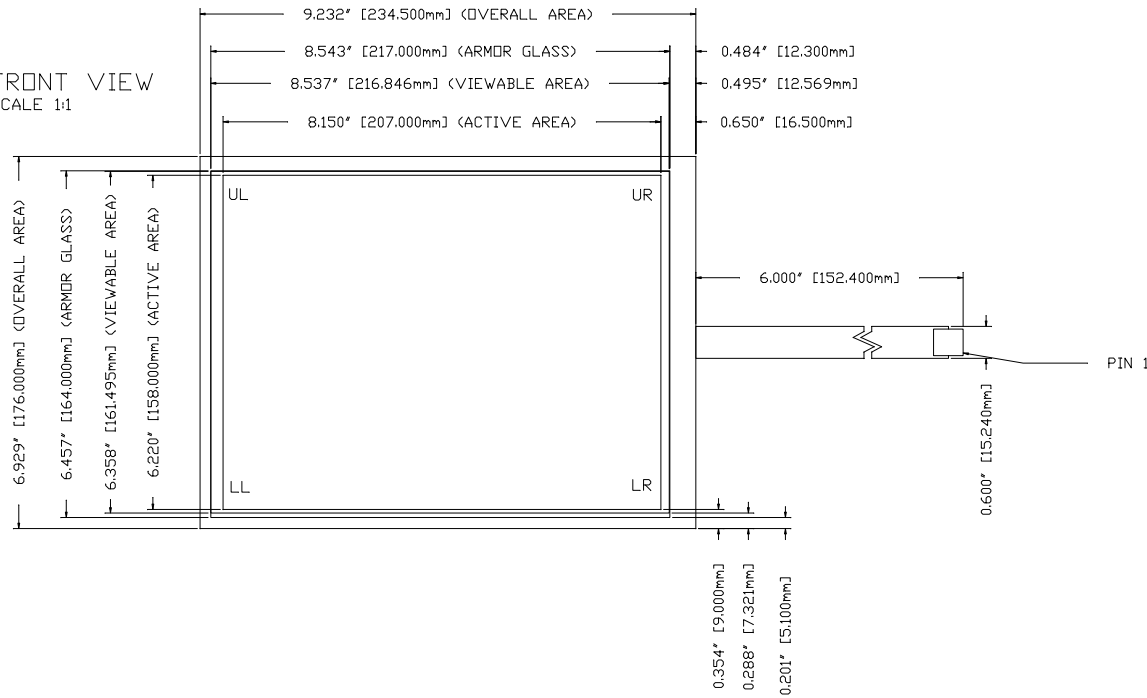


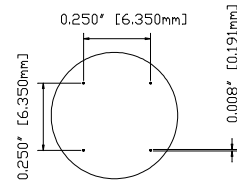
SEE DRAWING FOR DIMENSIONS AND TOLERANCES. ALL DIMENSIONS ARE IN INCHES UNLESS OTHERWISE SPECIFIED. DIMENSIONS ARE TO CENTER UNLESS OTHERWISE SPECIFIED. DIMENSIONS ARE TO CENTER UNLESS OTHERWISE SPECIFIED. DIMENSIONS ARE TO CENTER UNLESS OTHERWISE SPECIFIED.

REVISIONS			
LET	DESCRIPTION	DATE	BY
A	INITIAL RELEASE	11-22-12	DZ

FRONT VIEW
SCALE 1:1

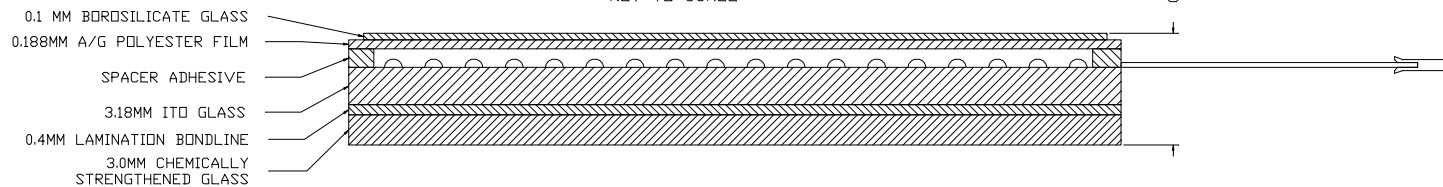


PIN	X1
1	LL
2	UL
3	SENSE
4	LR
5	UR



DETAIL A - DOT SPEC
SCALE 5:1

SIDE VIEW
NOT TO SCALE



NOTES:

1. SUBSTRATE: 3.18MM ITO GLASS
2. ALL DIMENSIONS IN INCHES [MILLIMETERS]
3. SAFETY SEAM ON ALL EDGES
4. CABLE: 5-PIN FFC TYPE
5. CONNECTOR: AMP TYPE WITH 0.1" [2.54MM] CENTERS, NON LATCHING, PART NUMBER 487378-4
6. TOUCH SCREEN TO BE ACTIVATED WITHIN ACTIVE AREA ONLY. AREA BETWEEN ACTIVE AND VIEWABLE AREAS MUST HAVE A SCREENED ON DIELECTRIC.
7. TOTAL SENSOR THICKNESS: 0.276" [7.000MM].
8. LINEARITY PATTERN: PEPPER.

		A 9 METRO - 1000 PAVILLON ST - OTTAWA, ONTARIO	
AD10.4ULTRA		TOTAL SCALE	
TOLERANCING UNLESS OTHERWISE SPECIFIED XXX ANGLES RESP DO NOT SCALE DRAWING	DRAWN BY: DZ DATE: 11-22-12	PROJECT/PART NO.: 	SHEET: 1 SHEETS: 1
PROJECT NAME:		PART NO.: 3A99401-C3	