


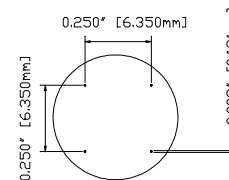
THIS DRAWING IS THE PROPERTY OF AD METRO. IT IS TO BE USED ONLY FOR THE PROJECT AND QUANTITY SPECIFIED. IT IS NOT TO BE REPRODUCED OR TRANSMITTED IN ANY FORM OR BY ANY MEANS, ELECTRONIC OR MECHANICAL, INCLUDING PHOTOCOPYING, RECORDING, OR BY ANY INFORMATION STORAGE AND RETRIEVAL SYSTEM. WITHOUT THE WRITTEN PERMISSION OF AD METRO.

REVISIONS			
LET	DESCRIPTION	DATE	BY
C	CHANGE DRAWING STYLE	12-23-09	DZ
D	ADD/AMD TOLERANCES	12-07-11	DZ
E	MOD CABLE DIMS, TOLERANCES	04-09-13	DZ
F	CORRECT CABLE DIM	04-09-13	DZ
G	CHG ARTWORK	08-19-13	DZ

FRONT VIEW  
SCALE 1:1



PIN	X1
1	LL
2	UL
3	SENSE
4	LR
5	UR



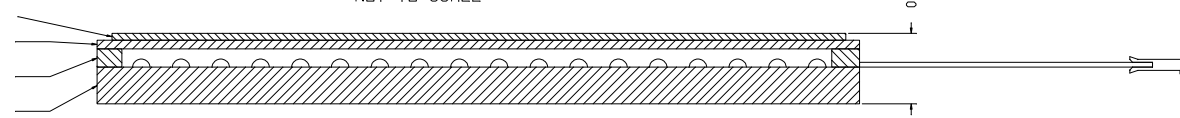
DETAIL A - DOT SPEC  
SCALE 5:1

NOTES:

1. SUBSTRATE: 3.18MM ITO GLASS.
2. ALL DIMENSIONS IN INCHES [MILLIMETERS].
3. SAFETY SEAM ON ALL EDGES.
4. CABLE: 5-PIN FFC TYPE.
5. CONNECTOR: AMP TYPE WITH 0.1" [2.54MM] CENTERS, NON LATCHING, PART NUMBER 487378-4 OR EQUIVALENT.
6. TOUCH SCREEN TO BE ACTIVATED WITHIN ACTIVE AREA ONLY. NON ACTIVE AREA MUST HAVE SCREENED ON DIELECTRIC. VIEWABLE AREA MUST BE TRANSPARENT WITH NO LINEARITY PATTERN VISIBLE.
7. TOTAL SENSOR THICKNESS: 0.142" [3.600MM] +/- 0.4mm.
8. LINEARITY PATTERN: PEPPER.

SIDE VIEW  
NOT TO SCALE

0.1MM BOROSILICATE GLASS  
0.188MM A/G POLYESTER FILM  
SPACER ADHESIVE  
3.18MM ITO GLASS



		A D METRO - 101 PARSON ST - OTTAWA, ONTARIO	
AD15.0ULTRA			
TOLERANCING UNLESS OTHERWISE SPECIFIED SEE ASS'Y DRAWING UNLESS NOTED	DRAWN BY: DZ DATE: 08-19-13	PROJECT/PART NO.: -- PROJECT NAME:	REV. NO.: -- SHEET: 1 OF 1
			PART NO.: 3A99150

10:00 SCALE DRAWING