

## UniOP eTOP30, eTOP32

The eTOP30, and 32 are state-of-the-art HMI devices with a touch screen interface and a 10.4" graphic display (9.6" for monochrome version). The novel aluminum bezel offers a rugged and convenient flat design and an appealing look.

### Highlights

- **10.4" diagonal graphic color display**
- **9.6" diagonal graphic monochrome LCD display**
- **Available in TFT color, and monochrome**
- **VGA (640x480 pixels) resolution**
- **Shows up to 30 rows, 80 characters of information**
- **Resistive touch screen**
- **Connection to industrial bus systems and Ethernet (requires optional plug-in modules)**
- **Compatible with HMIcontrol and local I/O subsystems**
- **Large memory size (8 MB Flash) on removable media**
- **IP65 front panel protection**
- **Programmable with UniOP Designer version 5.08**



The eTOP HMI panels are part of the eTOUCH family of touch screen products. All of the eTOUCH products support the rich common functionality of the UniOP operator panels:

- Powerful and intuitive programming with the UniOP Designer software
- Support of more than 130 communication drivers for industrial devices
- Optional modules for fieldbus systems (Profibus DP, DeviceNet, Interbus, CANopen) and Ethernet
- Display data in numerical, text and bargraph format
- Dynamic graphic objects
- Data acquisition and trend presentation
- Analog gauges
- Recipe data storage
- Keyboard/Touch macro editor
- Alarms and historical alarm list
- Eight level password protection
- Report printing to serial printer



**Technical data**

The product is available in two versions that differ only by display type.

	<b>Display</b>	<b>Colors</b>	<b>Backlight</b>	<b>Lifetime</b>
<b>eTOP30</b>	TFT color LCD	256	CCFL	
<b>eTOP32</b>	Monochrome LCD	-	CCFL	

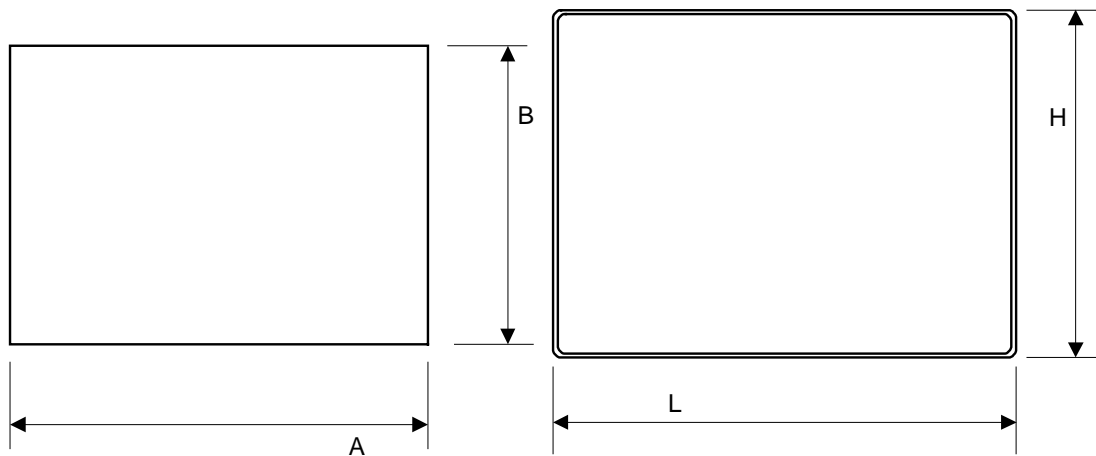
<b>Display</b>	
Graphic resolution	640x480 pixels
Active display area	218x159 mm (10.4" diagonal) / 196x147.6 mm (9.6" diagonal)
Rows/columns	30x80
Character height	-
Scalable fonts	Yes
User definable characters	256
Contrast regulation	Software with temperature compensation (only eTOP32)
<b>Memory</b>	
User memory	8 MB SSFDC memory card
User memory expansion	-
<b>Front panel</b>	
Function keys	-
System keys	-
Touch screen	Resistive (guaranteed 3 M operations)
User LED's	-
System LED's	5
<b>Connections</b>	
PC/Printer port	Yes
PLC port	RS-232, RS-485, RS-422, 20 mA CL
Aux port (fieldbus and Ethernet connection)	Yes, with optional modules
External keyboard port	No
Programming speed	9600 - 38400 bps
<b>Functionality</b>	
Page size	-
Number of variables per page	Unlimited
Recipe memory	32 KB
UniNet network	Client/Server
Alarms	1024
Event list	1024
Alarm info page	Yes
Password	Yes
Battery	Yes
Hardware RTC	Yes, battery backed
Screen saver	
Buzzer	



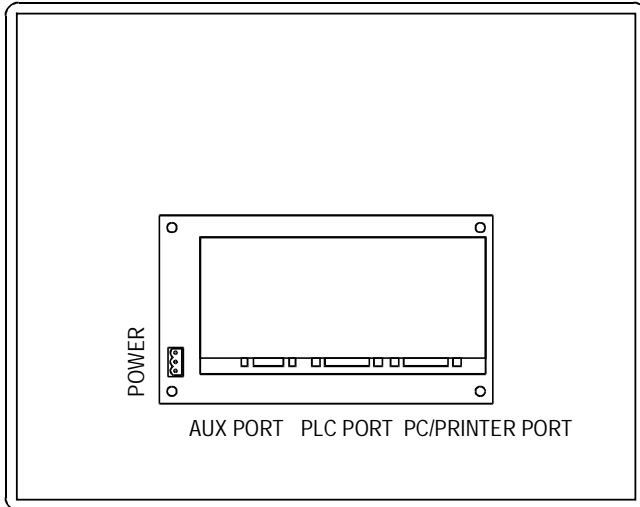
Power supply voltage	18 - 30 VDC
Max power consumption	~ 700 mA at 24 VDC
Fuse	Automatic
Weight	~ 2.25 Kg
Operating temperature	0 to 45 °C
Storage temperature	-20 to +70 °C
Operating and storage humidity	5 - 85 % RH non-condensing
Protection class	IP65 (front panel)

## Front dimensions and cutout

Faceplate LxH	287x232 mm	11.30x9.14"
Cutout AxB	276x221 mm	10.87x8.70"
Cutout depth (version -0050)	91 mm	3.58"
Max panel thickness	5 mm	0.2"




**Connections**



**Indicators on the front panel**

There are several dedicated LED indicators on the front panel of the unit. Functions are described in the table below.


A customizable legend strip is included.



Elements not listed in the table are reserved for future use.

LED	Color	Status	Meaning
	red	OFF	No hardware problem detected
		BLINK	Battery low
		ON	Hardware fault
	green	OFF	No touch cell active
		ON	While any touch cell is active (visual feedback)
	green	OFF	Hardware fault
		ON	Unit in operation
	green	BLINK	Communication error
		ON	Communication OK
	red	OFF	No alarms
		BLINK	Alarm requires acknowledgment
		ON	Alarm active
	green		May be user controlled as LED number 65 using the Macro Editor. Turns ON when recipe/event backup is being performed.



The service area at the top of the pro



Everything for your HMI running

✉ sales@vicpas.com

☎ +86-15876525394

Button	Description
	User programmable with the Keyboard Macro Editor. Not available in RDA. Designer 5.08 SP7 or higher is required.
	Reserved for future use

**Ordering Information**

eTOP30-0050  
eTOP32-0050

10.4" VGA TFT color panel with touchscreen  
9.6" VGA monochrome panel with touchscreen

