


UniOP eTOP05

The eTOP05 is a low-cost HMI device with touchscreen interface and 5.6" monochrome graphic display. The compact size and the 1/4 VGA resolution make it the optimal solution for a tight budget compromising quality and performance.



- 5.6" monochrome display with white LED backlight
- 1/4 VGA (320x240 pixel) resolution
- Resistive touchscreen
- Connection to industrial bus systems and Ethernet (requires optional plug-in modules)
- 32 MB user memory

Highlights

The eTOP HMI panels are part of the UniOP family of touchscreen products. All of the eTOP products support the rich common functionalities of the UniOP operator panels:

- Powerful and intuitive programming with the UniOP Designer 6 software
- Support of more than 130 communication drivers for industrial devices
- Optional modules for fieldbus systems (Profibus DP, CANopen, DeviceNet, Interbus) and Ethernet. Ethernet modules allow connection to field devices as well as programming the HMI from Designer.
- Dual-driver communication capability
- Display dynamic data in numerical, text, bargraph and graphic image formats
- Data acquisition and trend presentation. Trend data can be transferred to a host computer using the Ethernet connection.
- Analog gauge objects
- Recipe data storage. Recipe data can be transferred to a host computer using the Ethernet connection.
- Multilanguage applications. The number of runtime languages is limited only by the available memory. All text information in the application can be exported in Unicode format for easier translation.
- Powerful macro editor to configure touchscreen operation
- Alarms and historical alarm list. Alarm and event information can be printed or transferred to a host computer using the Ethernet connection.
- Eight level password protection.
- Report printing to serial printer. Reports are freely configurable using Designer.
- Ethernet-based UniNet network to share data between UniOP HMIs and to serve data using UniNet OPC Server.



Everything for your HMI running

✉ sales@vicpas.com

☎ +86-15876525394

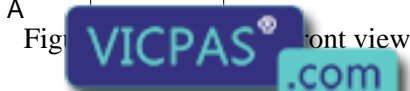
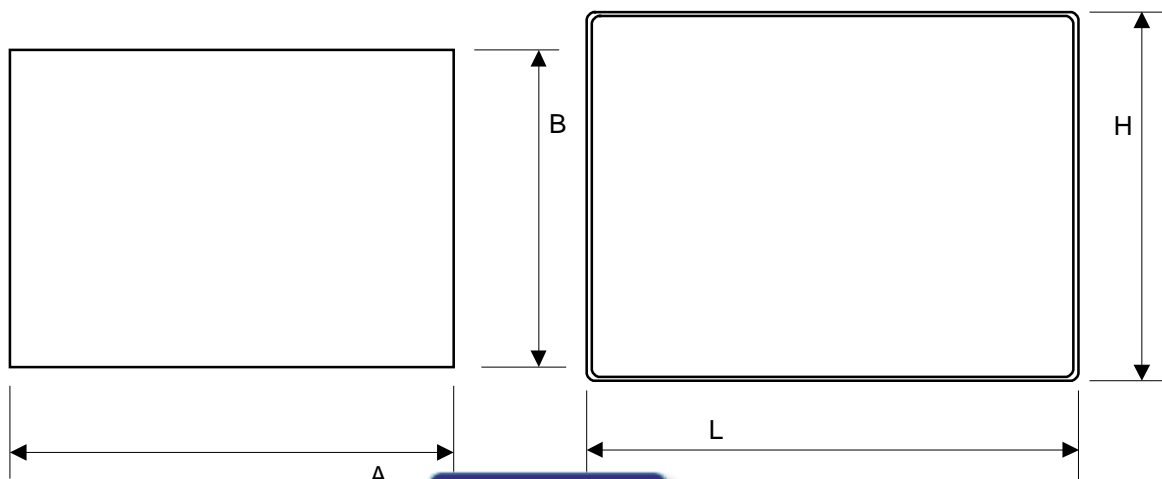
Technical Data

Display	
Type	Monochrome LCD
Resolution	¼ VGA, 320x240 pixel
Active display area	121x91 mm (5.6" diagonal)
Colors	-
Backlight	White LED
Brightness	60 cd/m ² typ.
Dimming	No
Contrast regulation	Software
Memory	
User memory	32 MB Flash Card
User memory expansion	-
Front panel	
Touch screen	Analog resistive
Function keys	1
System keys	-
User LED's	1
System LED's	4
Interfaces	
PC/Printer port	Yes
PLC port	RS-232, RS-485, RS-422, 20 mA Current Loop
Aux port (fieldbus and Ethernet)	Yes, with optional modules
DX port (video input)	No
Serial programming speed	9600 – 38400 bps
Functionality	
Vector graphics	No
Dual driver capability	Yes
Video input	No
Data acquisition and trends	Yes

Recipe memory	32 KB
UniNet network	Client/Server
Alarms	1024
Event list	1024
Password	Yes
Hardware RTC	Yes, battery backed
Screen saver	Yes
Buzzer	Yes, audible feedback for touch screen
Battery	3 V 270 mA Lithium, non rechargeable, user replaceable, model CR2430. Replace with same component or equivalent compatible with the operating temperature of the product.
Ratings	
Power supply voltage	24 V DC (18 to 30 V DC)
Current consumption	Max 0.6 A at 24 VDC
Fuse	Automatic
Weight	Approx 1.4 Kg
Environmental Conditions	
Operating temperature	0 to 50 °C
Storage temperature	-20 to +70 °C
Operating and storage humidity	5 – 85 % RH non-condensing
Protection class	IP65 (front panel)
Dimensions	
Faceplate LxH	187x147 mm (7.36x5.79")
Cutout AxB	176x136 mm (6.93x5.35")
Mounting depth (type 0045)	79 mm (3.12")

The product is designed for installation in industrial environments in compliance with the regulations:

Emitted interference EN 61000-6-4, 2001
 Noise immunity EN 61000-6-2, 2001



Ordering Information

eTOP05-0045
PROT-03

5.6" ¼ VGA monochrome graphic HMI with touchscreen
Disposable protection foil for 5.6" eTOP touch panels (10 pieces)

Tn170

Ver. 1.05

Copyright © 2006 Sitek S.p.A. – Verona, Italy

Subject to change without notice

The information contained in this document is provided for informational purposes only. While efforts were made to verify the accuracy of the information contained in this documentation, it is provided "as is" without warranty of any kind.

www.exor-rd.com

tn170-5.doc - 20.04.2006
UniOP eTOP05