



Main

Range of product	Magelis iPC
Product or component type	PC panel
Processor name	Core 2 Duo P8400 2.26 GHz cache 6 MB
Chipset type	Intel GM45 at 1.066 GHz
Display size	15 inch
Display colour	16 million colours
Luminance	350 cd/m ²
Video controller type	Intel Graphics Media Accelerator (GMA) 4500MHD, 384 MB
Operating system	Windows 7 64 bits Ultimate multi-language
Software package	Vijeo Designer run time demo
Bezel material	Aluminium alloy

Complementary

Terminal type	Touchscreen display
Data storage equipment	500 GB enterprise hard disk
Display type	Active matrix colour TFT LCD with LED backlight
Display resolution	1024 x 768 pixels XGA
View angle horizontal x vertical	160 x 100°
Touch panel	Analogue resistive
Memory type	512 kB SRAM 4 GB RAM DDR3
Type of cooling	Fan
Integrated connection type	DVI-I video port DVI-I Ethernet TCP/IP with 2 RJ45 COM1 serial link male SUB-D 9 RS232C, transmission rate: 115 kbauds COM2 serial link male SUB-D 9 RS232C, transmission rate: 115 kbauds USB 2.0 type A, transmission rate: 480 Mbit/s front panel USB 2.0 type A with 4, transmission rate: 480 Mbit/s top panel
[Us] rated supply voltage	100...240 V AC power supply
Supply voltage limits	85...265 V
Network frequency	47...63 Hz 50...60 Hz
[In] rated current	1.6 A

Disclaimer: This documentation is not intended as a substitute for and is not to be used for determining suitability or reliability of these products for specific user applications

Inrush current	40 A
Power consumption in W	130 W
Display material	Polyethylene sheet
Fixing mode	By fixing kit with enclosure door (fasteners included) By fixing kit with panel (fasteners included)
Control type	ON/OFF push-button (equipment ON and OFF) Push-button (reset)
Local signalling	LED for accessing hard disk (DISK) Multi-colour LED for power
Width	402 mm
Height	301 mm
Depth	118 mm
Product weight	10.56 kg
Main type	Performance

Environment

IP degree of protection	IP65 conforming to EN/IEC 61131-2
NEMA degree of protection	NEMA 4X
Product certifications	CE C-Tick GOST CULus 508 CULus CSA 22-2 No 142 CULus HazLoc Class I Division 2 UL 1604 CULus HazLoc Class I Division 2 ANSI/ISA 12-12-01 CULus HazLoc Class I Division 2 CSA 22-2 No 213 REACH RoHS
Pollution degree	2 EN/IEC 61131-2
Electromagnetic compatibility	Immunity to high frequency interference EN/IEC 61131-2 Immunity to high frequency interference EN/IEC 61000-4-x Immunity to electromagnetic emissions EN 55022 class A Immunity to electromagnetic emissions EN 55011 class A
Ambient air temperature for operation	0...50 °C vertical installation conforming to EN/IEC 61131-2 0...50 °C vertical installation conforming to UL 508 0...45 °C vertical installation when using Gigabit Ethernet with HDD storage device conforming to UL 508 0...45 °C vertical installation when using Gigabit Ethernet with HDD storage device conforming to EN/IEC 61131-2
Ambient air temperature for storage	-20...60 °C conforming to IEC 60068-2-14 test Na -20...60 °C conforming to IEC 60068-2-2 test Bb
Relative humidity	10...85 % conforming to EN/IEC 60068-2-78 10...85 % conforming to EN/IEC 60068-2-30 Db
Operating altitude	2000 m conforming to EN/IEC 61131-2
Vibration resistance	1 mm 3...13.2 Hz continuous conforming to EN/IEC 60068-2-6 Fc 0.7 gn 13.2...100 Hz continuous conforming to EN/IEC 60068-2-6 Fc 0.125 gn 5...100 Hz continuous conforming to EN/IEC 60068-2-6 Fc 0.250 gn 5...100 Hz intermittently conforming to EN/IEC 60068-2-6 Fc
Shock resistance	15 gn 11 ms conforming to IEC 60068-2-27, Ea tests

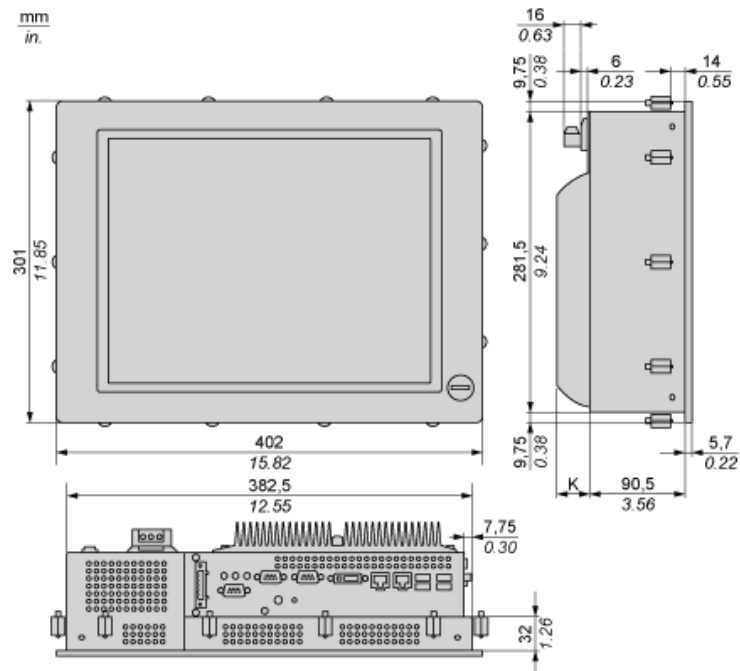
Offer Sustainability

RoHS (date code: YYWW)	Compliant - since 1148 - Schneider Electric declaration of conformity Schneider Electric declaration of conformity
REACH	Reference not containing SVHC above the threshold Reference not containing SVHC above the threshold

Contractual warranty

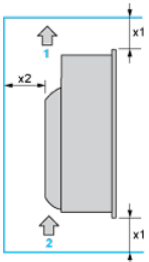
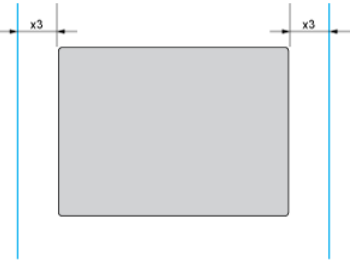
Warranty period	18 months
-----------------	-----------

Dimensions

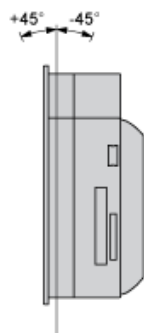


K: 28 mm / 1.10 in.

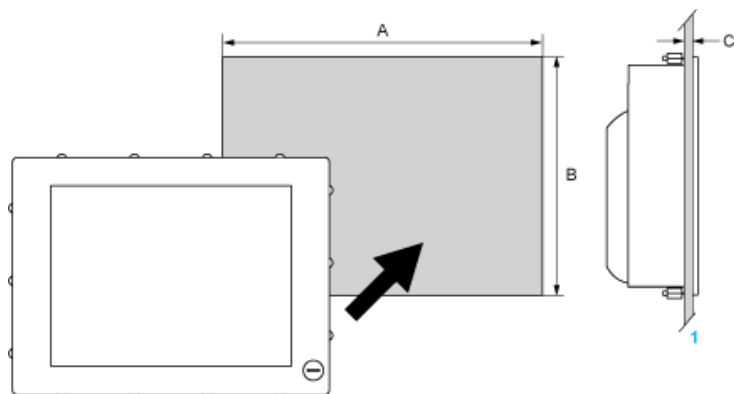
Spacing Requirements

Top, Bottom and Rear Sides	Left and Right Sides
 <p>1 Air out 2 Air in</p>	
<p>x1 > 100 mm (3.93 in.) x2 > 50 mm (1.96 in.) x3 > 10 mm (0.39 in.)</p>	

Mounting Orientation



Panel Cut Dimensions



1 Installation panel

A	B	C
383.5 + 1/- 0 mm (15.10 + 0.04/- 0 in.)	282.5 + 1/- 0 mm (11.12 + 0.04/- 0 in.)	1.6...10 mm (0.06...0.39 in.)

HMIPPH7A0701 is replaced by the following group of products:

	<p>Box, Rack & Display HMIBMPHI74D2801 Modular Box PC HMIBM Performance HDD DC Windows 10 2 slots Qty 1</p>
	<p>Box, Rack & Display HMIDM7421 Display PC 4:3 15" single touch for HMIBM Qty 1</p>
	<p>Accessories HMIYMMAC1 Module AC power supply for HMIBM Qty 1</p>

Reason for Substitution: End of life | Substitution date: 01 January 2017