



Main

Range of product	Magelis IPC
Product or component type	PC panel
Processor name	Core 2 Duo P8400 2.26 GHz cache 6 MB
Chipset type	Intel GM45 at 1.066 GHz
Display size	19 inch
Display colour	16 million colours
Luminance	27.87 fc (300 cd/m ²)
Video controller type	Intel Graphics Media Accelerator (GMA) 4500MHD, 384 MB
Operating system	Windows 7 64 bits Ultimate multi-language
Software package	Vijeo Designer run time demo Vijeo Citect client/server, 500 I/O
Bezel material	Aluminium alloy

Complementary

Terminal type	Touchscreen display
Data storage equipment	>= 60 GB Flash disk SSD MLC for 2000000 h
Display type	Active matrix colour TFT LCD with LED backlight
Display resolution	1280 x 1024 pixels SXGA
View angle horizontal x vertical	160 x 100°
Touch panel	Analogue resistive
Memory type	512 kB SRAM 4 GB RAM DDR3
Type of cooling	Fan
Integrated connection type	DVI-I video port DVI-I Ethernet TCP/IP with 2 RJ45 COM1 serial link male SUB-D 9 RS232C, transmission rate: 115 kbit/s COM2 serial link male SUB-D 9 RS232C, transmission rate: 115 kbit/s USB 2.0 type A, transmission rate: 480 Mbit/s front panel USB 2.0 type A with 4, transmission rate: 480 Mbit/s top panel
Port Ethernet	10BASE-T/100BASE-T/1000BASE-T
[Us] rated supply voltage	24 V DC power supply
Supply voltage limits	18...30 V
Line Rated Current	6.7 A
Inrush current	7 A
Power consumption in W	130 W
Material	Treated steel
Display material	Polyethylene sheet
Fixing mode	By fixing kit with enclosure door (fasteners included) By fixing kit with panel (fasteners included)
Type of installation	Indoor
Control type	ON/OFF push-button (equipment ON and OFF) Push-button (reset)
Local signalling	Multi-colour LED power Yellow LED for accessing Flash disk SSD (DISK)
Width	18.9 in (480 mm)
Height	14.96 in (380 mm)
Depth	5.08 in (129 mm)
Cut-out dimensions	459.5 (+/- 0.5) x 359.5 (+/- 0.5) x 1.6...10 mm
Product weight	32.54 lb(US) (14.76 kg)
Main type	Performance

The information provided in this documentation contains general descriptions and/or technical characteristics of the products contained herein. This documentation is not intended as a substitute for and is not to be used for determining suitability or reliability of these products for specific user applications. It is the duty of any such user or integrator to perform the appropriate and complete risk analysis, evaluation and testing of the products with respect to the relevant specific application or use thereof. Neither Schneider Electric Industries SAS nor any of its affiliates or subsidiaries shall be responsible or liable for misuse of the information contained herein.

Environment

IP degree of protection	IP65 front panel conforming to EN/IEC 60529
NEMA degree of protection	NEMA 4X front panel
product certifications	CE C-Tick GOST CULus 508 CULus CSA 22-2 No 142 CULus HazLoc Class I Division 2 UL 1604 CULus HazLoc Class I Division 2 ANSI/ISA 12-12-01 CULus HazLoc Class I Division 2 CSA 22-2 No 213 REACH RoHS
pollution degree	2 EN/IEC 61131-2
electromagnetic compatibility	Immunity to electromagnetic emissions class A EN 55022 Immunity to electromagnetic emissions class A EN 55011 Immunity to high frequency interference EN/IEC 61131-2 Immunity to high frequency interference EN/IEC 61000-4-x
ambient air temperature for operation	32...122 °F (0...50 °C) vertical installation conforming to EN/IEC 61131-2 32...122 °F (0...50 °C) vertical installation conforming to UL 508
ambient air temperature for storage	-4...140 °F (-20...60 °C) conforming to IEC 60068-2-14 test Na -4...140 °F (-20...60 °C) conforming to IEC 60068-2-2 test Bb
relative humidity	10...85 % conforming to EN/IEC 60068-2-78 10...85 % conforming to EN/IEC 60068-2-30
operating altitude	6561.68 ft (2000 m) conforming to EN/IEC 61131-2
vibration resistance	1.75 mm 2...9 Hz continuous conforming to EN/IEC 60068-2-6 Fc 3.5 mm 2...9 Hz intermittently conforming to EN/IEC 60068-2-6 Fc 0.5 gn 9...200 Hz continuous conforming to EN/IEC 60068-2-6 Fc 1 gn 9...200 Hz intermittently conforming to EN/IEC 60068-2-6 Fc 1 mm 3...13.2 Hz continuous conforming to EN/IEC 60068-2-6 Fc 0.7 gn 13.2...100 Hz continuous conforming to EN/IEC 60068-2-6 Fc
shock resistance	15 gn 11 ms conforming to IEC 60068-2-27, Ea tests

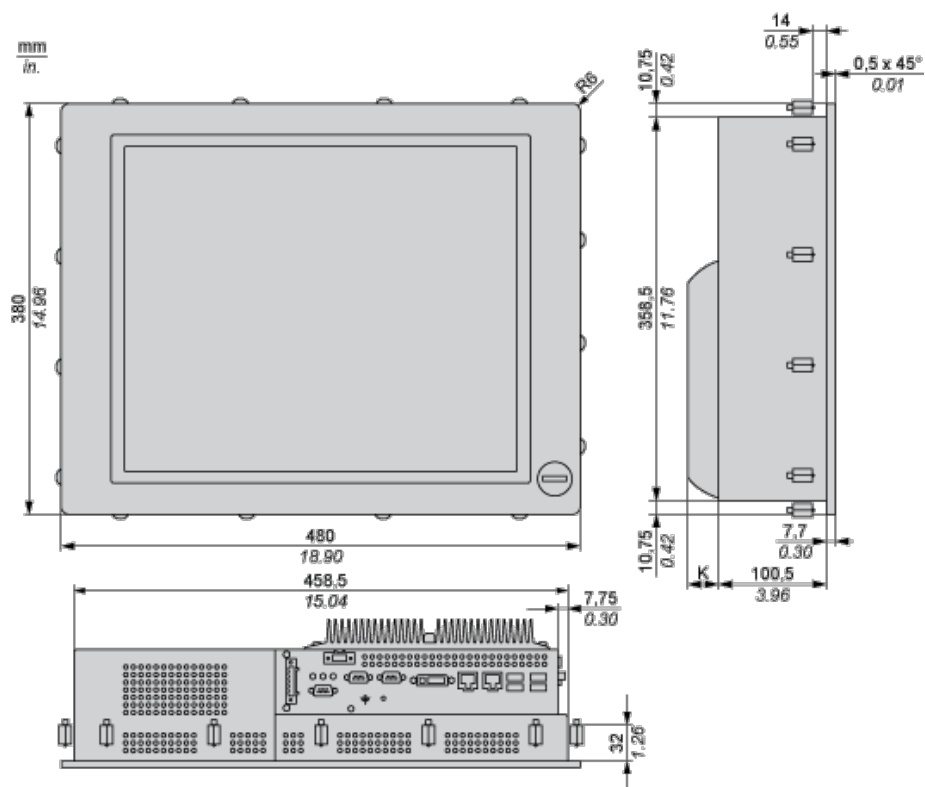
Offer Sustainability

Not Green Premium product	Not Green Premium product
Compliant - since 1148 - Schneider Electric declaration of conformity	Compliant - since 1148 - Schneider Electric declaration of conformity
Reference not containing SVHC above the threshold	Reference not containing SVHC above the threshold

Contractual warranty

Warranty period	18 months
-----------------	-----------

Dimensions

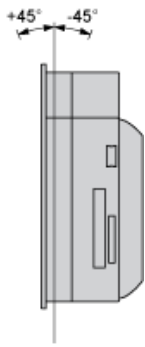


K : 28 mm / 1.10 in.

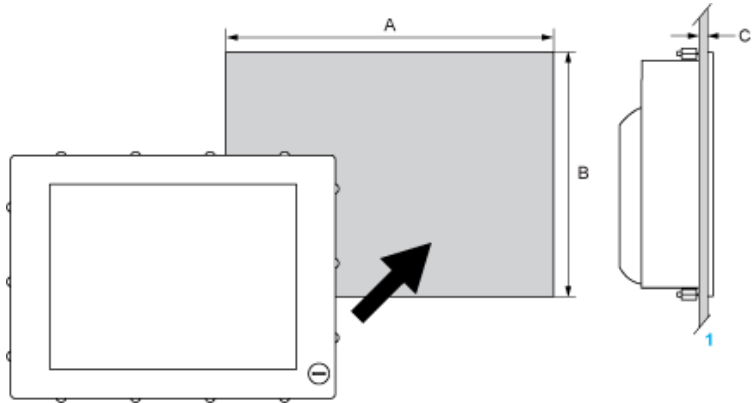
Spacing Requirements

Top, Bottom and Rear Sides	Left and Right Sides
<p>1 Air out</p> <p>2 Air in</p>	
<p>x1 > 100 mm (3.93 in.)</p> <p>x2 > 50 mm (1.96 in.)</p> <p>x3 > 10 mm (0.39 in.)</p>	

Mounting Orientation



Panel Cut Dimensions



1 Installation panel

A	B	C
459.5 ± 0.5 mm (18.09 ± 0.02 in.)	359.5 ± 0.5 mm (14.15 ± 0.02 in.)	1.6...10 mm (0.06...0.39 in.)