



Main

Range of product	Magelis XBT GC, GT/GK with control
Product or component type	Small touch HMI controller
Display size	5.7 inch
Display type	Backlit colour STN LCD
Display colour	4096 colours
Pixel resolution	320 x 240 pixels QVGA
Touch panel	Analogue
[Us] rated supply voltage	24 V DC
Supply	External source
Supply voltage limits	19.2...28.8 V
Enclosure material	PPT

Complementary

Backlight lifespan	50000 hours
Brightness	8 levels via touch panel
Contrast	8 levels via touch panel
Character font	ASCII Chinese (simplified Chinese) Japanese (ANK, Kanji) Korean Taiwanese (traditional Chinese)
Inrush current	<= 30 A
Power consumption	27 W
Local signalling	1 LED (green) for normal operation
Number of pages	Limited by internal memory capacity
Software designation	SoMachine
Operating system	Magelis
Processor name	CPU RISC
Processor frequency	131 MHz
Memory description	Back up of data, 512 kB Application memory, 16 MB
Integrated connection type	Power supply removable screw terminal block COM1 serial link male SUB-D 9 <= 115.2 kbits/s RS232C/RS422/RS485 1 USB port (V1.1) USB type A 1 Ethernet TCP/IP RJ45
I/O expansion capacity	3 M238 modules
Realtime clock	Built-in
Downloadable protocols	Modbus Modbus TCP/IP Third party protocols Uni-TE
Fixing mode	By 4 screw clips (1.6...5 mm thick panel)
Marking	CE
Discrete input number	16
Discrete input voltage	24 V
Discrete input voltage type	DC
Number of common point	1I/2O
Input voltage limits	20.4...28.8 V
Discrete input logic	Source

Discrete input current	6.5 mA on I0.0, I0.2, I0.4, I0.6 5 mA on other I0.i
Input impedance	4.7 kOhm on other I0.i 3.7 kOhm on I0.0, I0.2, I0.4, I0.6
Filter time	0.5...20 ms at state 1 0.5...20 ms at state 0
Isolation between channels	None
Discrete output number	16
Discrete output type	Transistor
Discrete output voltage	24 V
Output voltage limits	20.4...28.8 V
Discrete output logic	Source
Discrete output current	0.2 A
Current per output common	1.6 A
Response time	500 µs at state 1 other Q0.i 500 µs at state 0 other Q0.i 5 µs at state 1 Q0.0...Q0.3 5 µs at state 0 Q0.0...Q0.3
[Ures] residual voltage	<= 0.5 V at state 1
Leakage current	0.1 mA
Short circuit protection	2.5 A fuse
Height	135 mm
Width	167.4 mm
Depth	77.6 mm
Product weight	1 kg

Environment

Immunity to microbreaks	<= 3 ms
Standards	EN 61131-2 FCC Class A IEC 61000-6-2 UL 1604 UL 508 CSA C22.2 No 14
Product certifications	CSA C-Tick CULus UL class 1 Div2 T4A ou T5
Ambient air temperature for operation	0...50 °C
Ambient air temperature for storage	-20...60 °C
Relative humidity	10...90 % without condensation
Operating altitude	<= 2000 m
IP degree of protection	IP65 (front panel) conforming to IEC 60529 IP20 (rear panel) conforming to IEC 60529
NEMA degree of protection	NEMA 4X (front panel)
Shock resistance	147 m/s ² conforming to IEC 60068-2-27
Vibration resistance	1 gn (f = 9...150 Hz conforming to IEC 60068-2-6 +/- 3.5 mm (f = 5...9 Hz conforming to IEC 60068-2-6
Resistance to electromagnetic fields	Conforming to IEC 61000-4-3

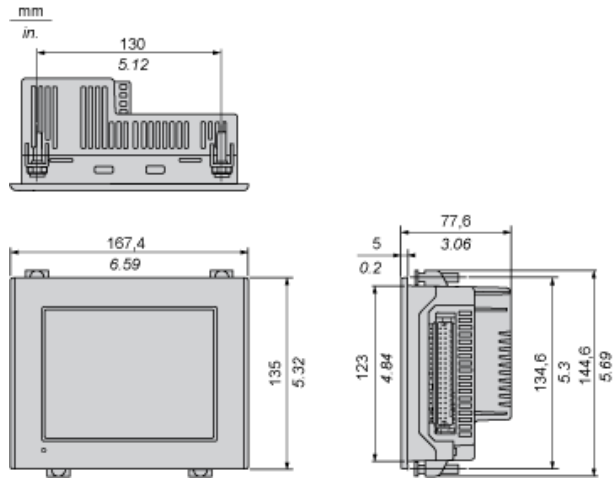
Offer Sustainability

Sustainable offer status	Not Green Premium product
RoHS	Compliant - since 0836 - Schneider Electric declaration of conformity
Product environmental profile	Available Download Product Environmental
Product end of life instructions	Available Download End Of Life Manual

Contractual warranty

Period	18 months
--------	-----------

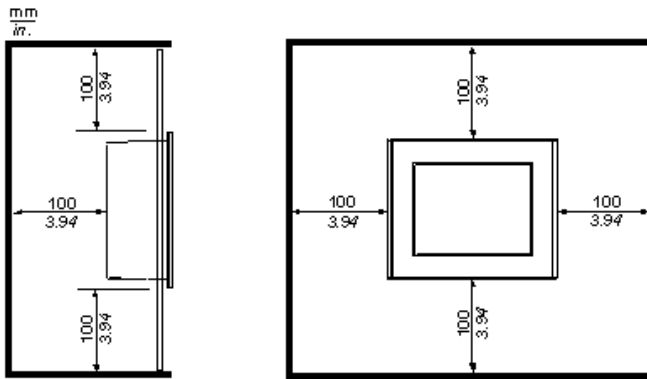
Dimensions



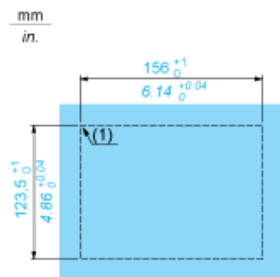
Clearance

Installation Requirements

For easier maintenance, operation and improved ventilation, be sure to install the unit at least 100 mm (3.94 in) away from adjacent structures and other equipment:



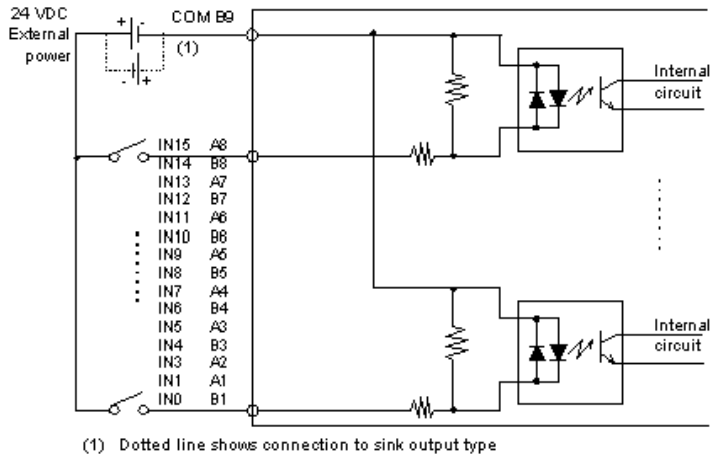
Panel Cut-out Dimensions



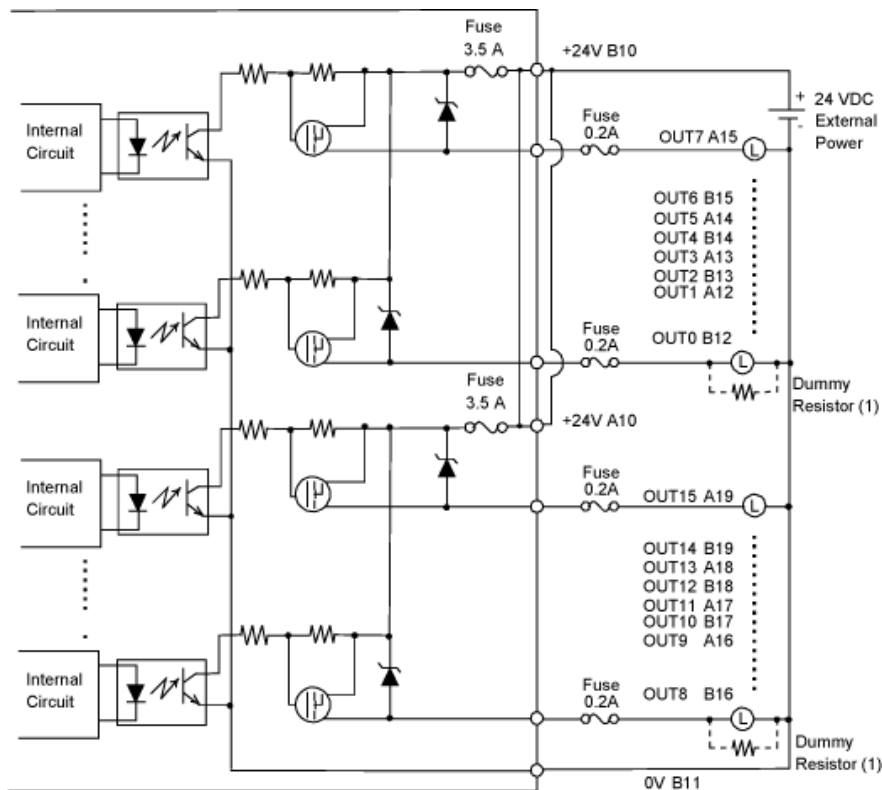
(1) $r < 3$

Wiring Diagrams

Input Circuit



Output Circuit (Source)



(1) (Example) The output delay time (OFF to ON) is 1.5 μ s where the output current is 50 mA. Install an external dummy resistor to increase the amount of current when faster response is required when the load is light.