

Main

Range of product	Magelis XBTGT
Product or component type	Advanced touchscreen panel
Display type	Backlit colour TFT LCD
Display colour	65536 colours
Display resolution	1024 x 768 pixels XGA
Display size	15 inch
Software type	Configuration software
Software designation	Vijeo Designer
Operating system	Magelis
Processor name	CPU RISC
Processor frequency	266 MHz
Memory description	512 kB SRAM back up of data with lithium battery back-up
Resistance to electrostatic discharge	6 kV conforming to IEC 61000-4-2 level 3
Cut-out dimensions	383.5 (+ 1/- 0) x 282.5 (+ 1/- 0) mm

Complementary

Touch sensitive zone	1024 x 1024
Touch panel	Analogue
Backlight lifespan	50000 hours
Brightness	8 levels via touch panel
Character font	ASCII (European characters) Chinese (simplified Chinese) Japanese (ANK, Kanji) Korean Taiwanese (traditional Chinese)
[Us] rated supply voltage	24 V DC
Supply	External source
Supply voltage limits	19.2...28.8 V

Disclaimer: This documentation is not intended as a substitute for and is not to be used for determining suitability or reliability of these products for specific user applications

Inrush current	<= 30 A
Power consumption in W	42 W
Local signalling	1 LED with green or orange for normal operation or backlighting faulty
Number of pages	Limited by internal memory capacity
Downloadable protocols	FIPWAY Telemecanique Modicon Modbus Plus Telemecanique Modicon Modbus TCP Telemecanique Modicon Modbus Telemecanique Modicon Third party protocols Mitsubishi Melsec Third party protocols Omron Sysmac Third party protocols Rockwell Automation Allen-Bradley Third party protocols Siemens Simatic Uni-TE Telemecanique Modicon
Realtime clock	Built-in
Use of slot	For 1 fieldbus communication card (Device Net, Profibus DP)
Port Ethernet	10BASE-T/100BASE-TX
Product mounting	Flush mounting
Fixing mode	By 4 spring clips By 8 screw clamps
Front material	Aluminium alloy
Enclosure material	Aluminium alloy
Marking	CE
Width	395 mm
Height	294 mm
Depth	60 mm
Product weight	5.6 kg

Environment

Immunity to microbreaks	<= 10 ms
Standards	EN 61131-2 FCC Class A IEC 61000-6-2 UL 1604 UL 508 CSA C22.2 No 14
Product certifications	ATEX zone 2/22 CSA Class 1 Division 2 T4A CSA Class 1 Division 2 T5 C-Tick cULus UL Class 1 Division 2 T4A UL Class 1 Division 2 T5
Ambient air temperature for operation	0...50 °C
Ambient air temperature for storage	-20...60 °C
Relative humidity	10...90 % without condensation
Operating altitude	< 2000 m
IP degree of protection	IP20 (rear panel) conforming to IEC 60529 IP65 (front panel) conforming to IEC 60529
NEMA degree of protection	NEMA 4X front panel (indoor use)
Shock resistance	15 gn for 11 ms conforming to IEC 60068-2-27
Resistance to electromagnetic fields	10 V/m conforming to IEC 61000-4-3
Resistance to fast transients	2 kV conforming to IEC 61000-4-4 level 3

Offer Sustainability

Sustainable offer status	Green Premium product
RoHS (date code: YYWW)	Compliant - since 0613 - Schneider Electric declaration of conformity Schneider Electric declaration of conformity
REACH	Reference not containing SVHC above the threshold

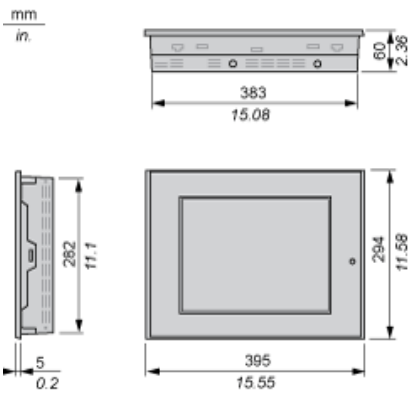
Reference not containing SVHC above the threshold

Product environmental profile	Available Product Environmental Profile
Product end of life instructions	Available End of Life Information

Contractual warranty

Warranty period	18 months
-----------------	-----------

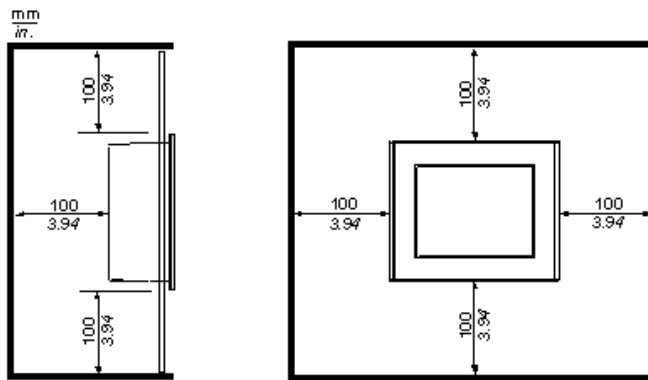
Dimensions



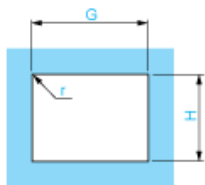
Clearance

Installation Requirements

For easier maintenance, operation and improved ventilation, be sure to install the unit at least 100 mm (3.94 in) away from adjacent structures and other equipment.



Panel Cut-out Dimensions



Dimensions in mm


Graphic Display Terminal	Cut-out for Flush Mounting			
	H (-/+ 0.1 mm)	G (-/+ 0.1 mm)	r	Panel Thickness
XBTGT1105 XBTGT1135 XBTGT1335	92.5	118	3 max.	1.6 ... 5
XBTGT2110 XBTGT2120 XBTGT2130 XBTGT2220 XBTGT2330	123.5	156	3 max.	1.6 ... 5
XBTGT4230 XBTGT4330 XBTGT4340	159.5	204.5	3 max.	1.6 ... 10
XBTGT5230 XBTGT6330 XBTGT6340	227.5	301.5	3 max.	1.6 ... 10
XBTGT5330 XBTGT5340	201	259	3 max.	1.6 ... 10
XBTGT7340	282.5	383.5	3 max.	1.6 ... 10

Dimensions in in.

Graphic Display Terminal	Cut-out for Flush Mounting			
	H (-/+0.004 in.)	G (-/+0.004 in.)	r	Panel Thickness
XBTGT1105 XBTGT1135 XBTGT1335	3.64	4.65	0.12 max.	0.06 ... 0.20
XBTGT2110 XBTGT2120 XBTGT2130 XBTGT2220 XBTGT2330	4.86	6.14	0.12 max.	0.06 ... 0.20
XBTGT4230 XBTGT4330 XBTGT4340	6.28	8.05	0.12 max.	0.06 ... 0.39
XBTGT5230 XBTGT6330 XBTGT6340	8.96	11.87	0.12 max.	0.06 ... 0.39

Graphic Display Terminal	Cut-out for Flush Mounting			
	H (-/+0.004 in.)	G (-/+0.004 in.)	r	Panel Thickness
XBTGT5330 XBTGT5340	7.91	10.20	0.12 max.	0.06 ... 0.39
XBTGT7340	11.12	15.10	0.12 max.	0.06 ... 0.39


XBTGT7340 is replaced by the following group of products:



Smart Display HMIDT732

15 Touch Smart Display XGA

Qty 1




Box Module HMIG3U

Premium BOX for Universal Panel

Qty 1

Reason for Substitution: End of life | Substitution date: 01 July 2014

Or XBTGT7340 may be replaced by any of the following products:




Box Module HMIG3U

Premium BOX for Universal Panel

Qty 1

Reason for Substitution: End of life | Substitution date: 01 July 2014



Smart Display HMIDT732

15 Touch Smart Display XGA

Qty 1

Reason for Substitution: End of life | Substitution date: 01 July 2014
