



WD-L090 P416



WD-L091 P417



WD-L092-A P418



WD-L092-B P418



WD-L092-C P418



WD-L006-A P419



WD-L006-B P419



WD-L016-A P420



WD-L016-B P420



WD-L016-C P420




WD-L093-A P421



WD-L093-B P421



WD-L093-C P421



WD-L011 P422



WD-L013 P422



WD-L094-A P423



WD-L094-B P423



WD-L095 P424




WD-L022 P424




WD-CL096 P424



WD-L028 P424



WD-L097 P424



WD-L098 P424




WD-L099 P424




WD-L007 P424




WD-CL033 P425



WD-L100 P425



WD-L048 P425



WD-L101 P425




WD-L102 P425



WD-L103 P425




WD-L044 P428



WD-L104 P429



WD-L046 P429




WD-L047-A P430



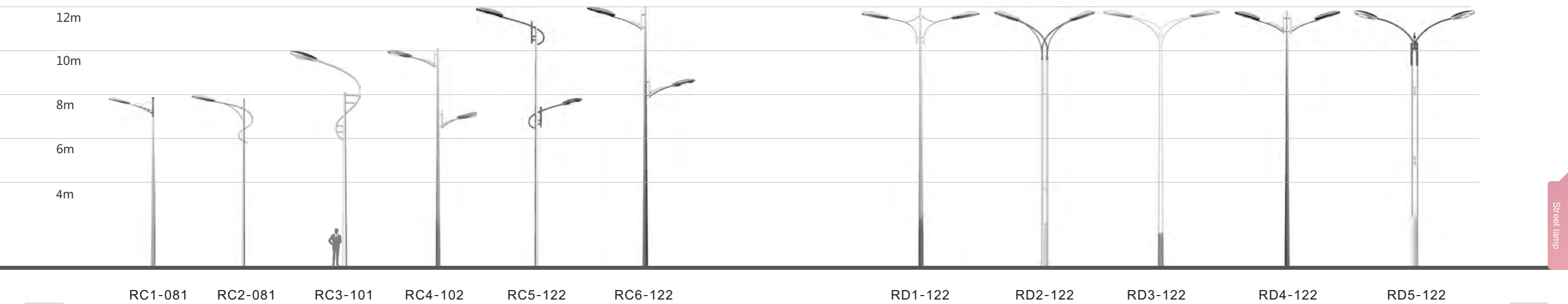
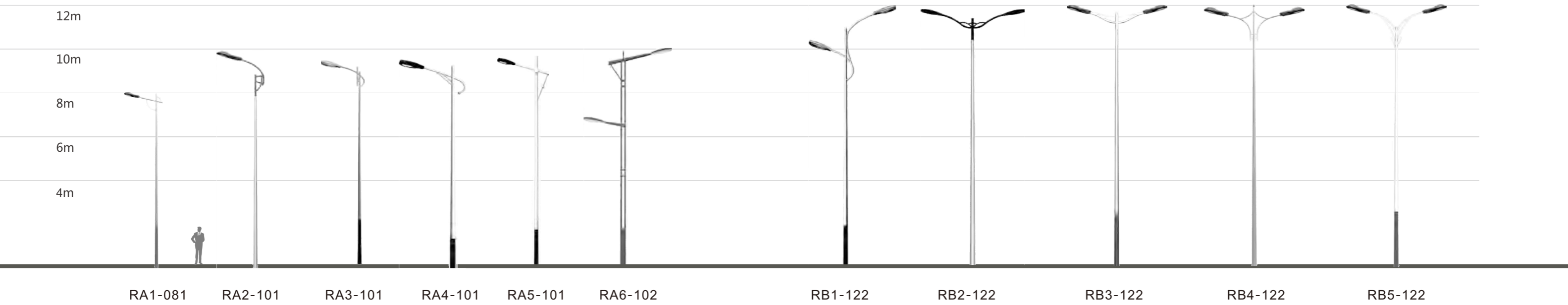
WD-L105 P431

TFB

Luminaire for Road Lighting



Lamp pole models :

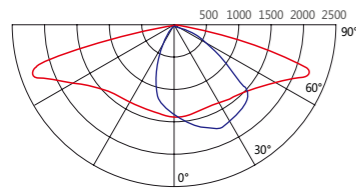




WD-L090



WD-L091



Material:

- The whole lamp is aluminum products
- The diffuser is optic lens
- All fasteners screws,nuts are stainless steel (exposed)

Craftwork:

- Anti ultraviolet radiation outdoor plastic powder
- Anti corrosion,anti acid and alkali

Light:

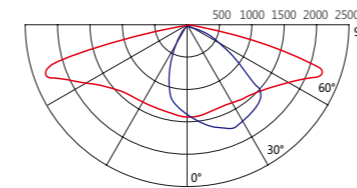
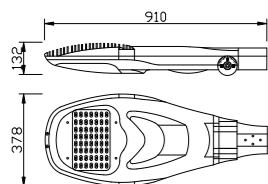
LED Module
40w/60w/80w/100w

Color:

Matt black Light matt grey Deep matt grey

Matt coffee

AC 220V/50Hz IP65 +65°C -20°C CE CCC



Material:

- The whole lamp is aluminum products
- The diffuser is optic lens
- All fasteners screws,nuts are stainless steel (exposed)

Craftwork:

- Anti ultraviolet radiation outdoor plastic powder
- Anti corrosion,anti acid and alkali

Light:

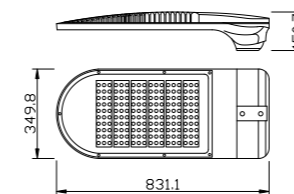
LED Module
150w/180w/240w

Color:

Matt black Light matt grey Deep matt grey

Matt coffee

AC 220V/50Hz IP65 +65°C -20°C CE CCC





WD-L092-A



WD-L092-B

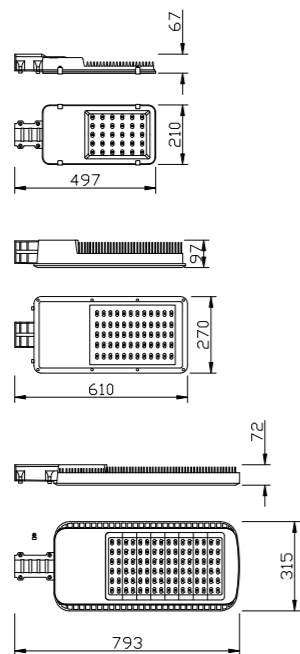
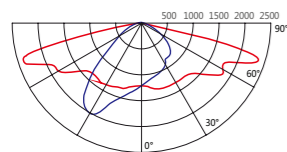
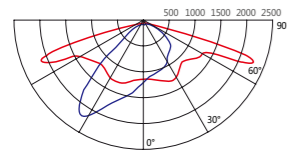
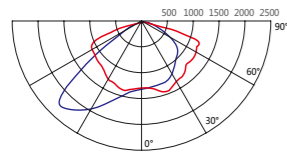


WD-L092-C



WD-L006-A

WD-L006-B



Material:

- The whole lamp is aluminum products
- The diffuser is tempered glass
- All fasteners screws,nuts are stainless steel (exposed)

Craftwork:

- Anti ultraviolet radiation outdoor plastic powder
- Anti corrosion,anti acid and alkali

Light:

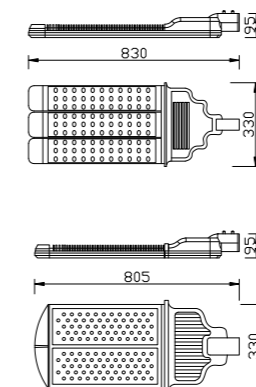
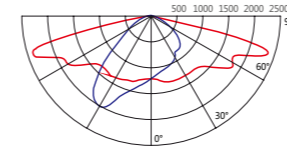
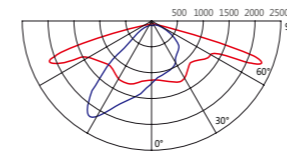
LED Module
30w/60w/100w

Color:

Matt black Light matt grey Deep matt grey

Matt coffee

AC 220V/50Hz IP65 +65°C -20°C CE CCC



Material:

- The whole lamp is aluminum products
- The diffuser is tempered glass
- All fasteners screws,nuts are stainless steel (exposed)

Craftwork:

- Anti ultraviolet radiation outdoor plastic powder
- Anti corrosion,anti acid and alkali

Light:


LED Module
60w/80w/120w/180w/240w

Color:

Matt black Light matt grey Deep matt grey

Matt coffee

AC 220V/50Hz IP65 +65°C -20°C CE CCC



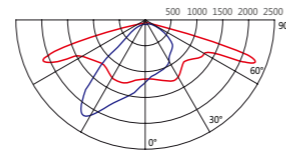
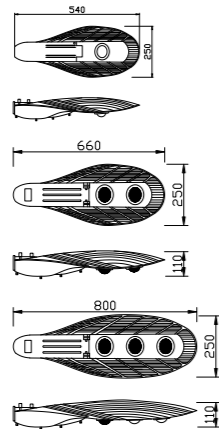
WD-L016-A



WD-L016-B



WD-L016-C



Material:

- The whole lamp is aluminum products
- The diffuser is optic lens
- All fasteners screws,nuts are stainless steel (exposed)

Craftwork:

- Anti ultraviolet radiation outdoor plastic powder
- Anti corrosion,anti acid and alkali

Light:

COB LED
50w/100w/150w

Color:

- Matt black
- Light matt grey
- Deep matt grey
- Matt coffee

AC 220V/50Hz IP65 +65°C -20°C CE CCC



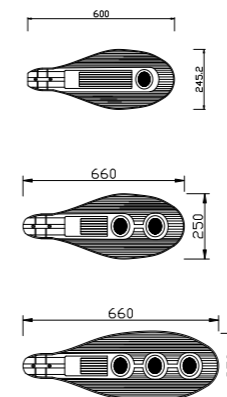
WD-L093-A



WD-L093-C



WD-L093-B



Material:

- The whole lamp is aluminum products
- The diffuser is optic lens
- All fasteners screws,nuts are stainless steel (exposed)

Craftwork:

- Anti ultraviolet radiation outdoor plastic powder
- Anti corrosion,anti acid and alkali

Light:

COB LED
50w/100w/150w

Color:

- Matt black
- Light matt grey
- Deep matt grey
- Matt coffee

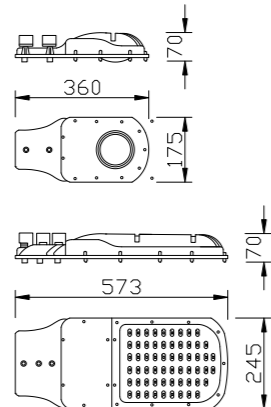
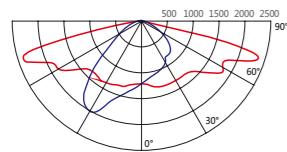
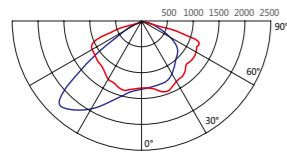
AC 220V/50Hz IP65 +65°C -20°C CE CCC



WD-L011



WD-L013



Material:

- The whole lamp is aluminum products
- The diffuser is optic lens/tempered glass
- All fasteners screws,nuts are stainless steel (exposed)

Craftwork:

- Anti ultraviolet radiation outdoor plastic powder
- Anti corrosion,anti acid and alkali

Light:

- COB LED 50w/100w
- LED Module 30w/60w

Color:

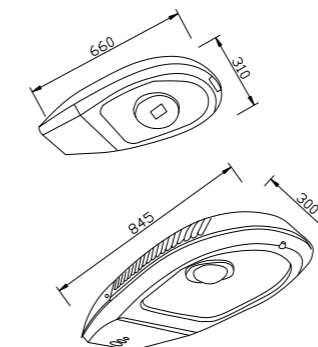
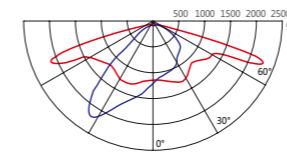
- Matt black
- Light matt grey
- Deep matt grey
- Matt coffee

AC 220V/50Hz IP65 +65°C -20°C CE CCC

WD-L094-A



WD-L094-B



Material:

- The whole lamp is aluminum products
- The diffuser is optic lens+tempered glass
- All fasteners screws,nuts are stainless steel (exposed)

Craftwork:

- Anti ultraviolet radiation outdoor plastic powder
- Anti corrosion,anti acid and alkali





Light:

- COB LED 50w/100w

Color:

- Matt black
- Light matt grey
- Deep matt grey
- Matt coffee

AC 220V/50Hz IP65 +65°C -20°C CE CCC



Material:

- The whole lamp is aluminum products
- The diffuser is optic lens/tempered glass
- All fasteners screws,nuts are stainless steel (exposed)

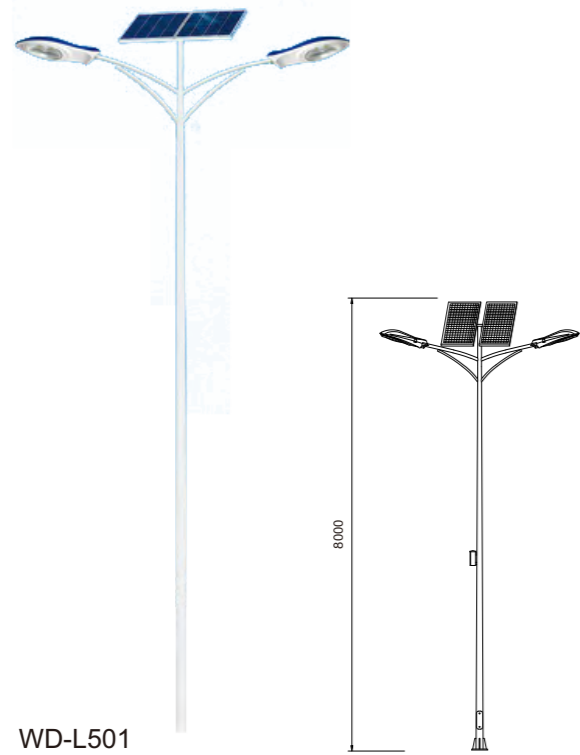
Craftwork:

- Anti ultraviolet radiation outdoor plastic powder
- Anti corrosion,anti acid and alkali

Color:

- Matt black
- Light matt grey
- Deep matt grey
- Matt coffee

AC 220V/50Hz IP65 +65°C -20°C CE CCC



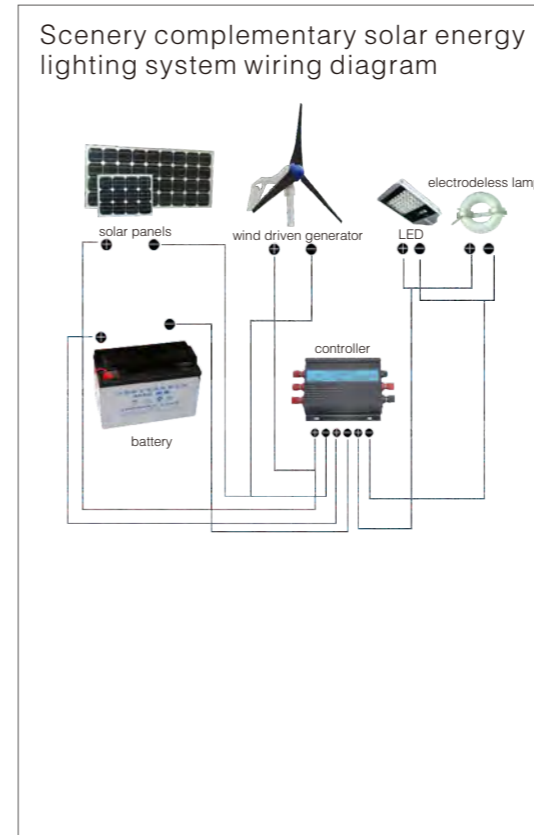
WD-L501

Scenery complementary wind turbines

Light duty wind turbines; Carbon fiber/ composite blade
Note: (carbon fiber blades is black, composite blade for white)

Standard wind turbines: die casting aluminum blades

Wind power controller



WD-L505



WD-L503

Material:

- The lamp pole is hot-dip galvanized steel pipe, Lamp holder is aluminum products
- The diffuser is optic lens+tempered glass
- All fasteners screws,nuts are stainless steel (exposed)

Craftwork:

- Anti ultraviolet radiation outdoor plastic powder
- Anti corrosion,anti acid and alkali

Light:

LED Module
20w/30w/40w/60w/80w/120w

Color:

Matt black Light matt grey Deep matt grey
Matt coffee

IP55 +65°C / -20°C CE CCC

Material:

- The whole lamp is aluminum products
- The diffuser is optic lens/tempered glass
- All fasteners screws,nuts are stainless steel (exposed)

Craftwork:

- Anti ultraviolet radiation outdoor plastic powder
- Anti corrosion,anti acid and alkali

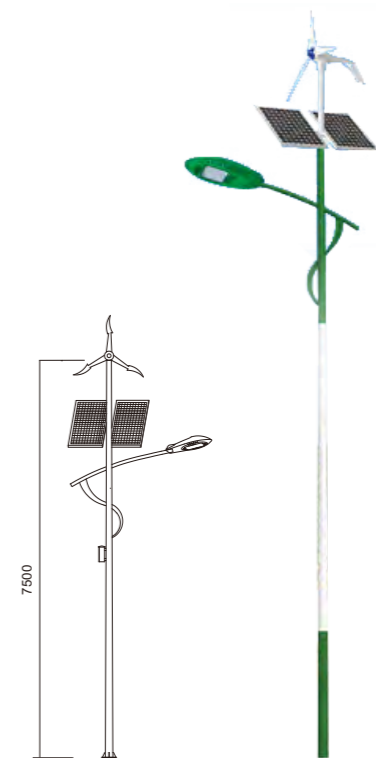
Light:

LED Module
20w/30w/40w/60w/80w/120w

Color:

Matt black Light matt grey Deep matt grey
Matt coffee




IP55 +65°C / -20°C CE CCC



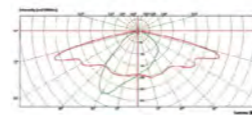
WD-L507



WD-L044



WD-L104



WD-L046



Material:

- The lamp pole is hot-dip galvanized steel pipe, Lamp holder is aluminum products
- The diffuser is Gao peng explosion-proof glass
- All fasteners screws,nuts are stainless steel (exposed)

Craftwork:

- Anti ultraviolet radiation outdoor plastic powder
- Anti corrosion,anti acid and alkali

Light:

HQI-E E27/E40 NAV-T E27/E40
 70w/150w/250w/400w 70w/150w/250w/400w

Color:

- Matt black
- Light matt grey
- Deep matt grey
- Matt coffee

AC 220V/50Hz IP55 +65°C -20°C CE CCC



Material:

- The whole lamp is aluminum products
- The diffuser is PMMA
- All fasteners screws,nuts are stainless steel (exposed)

Craftwork:

- Anti ultraviolet radiation outdoor plastic powder
- Anti corrosion,anti acid and alkali


Light:

HQI-E E27/E40 NAV-T E27/E40
 2×70w/150w/250w/400w 2×70w/150w/250w/400w

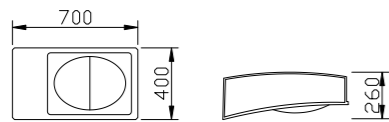

Color:

- Matt black
- Light matt grey
- Deep matt grey
- Matt coffee

AC 220V/50Hz IP55 +65°C -20°C CE CCC



WD-L047-A



WD-L047

WD-L047-A



Material:

- The lamp pole is hot-dip galvanized steel pipe, Lamp holder is aluminum products
- The diffuser is Gao peng explosion-proof glass
- All fasteners screws,nuts are stainless steel (exposed)

Craftwork:

- Anti ultraviolet radiation outdoor plastic powder
- Anti corrosion,anti acid and alkali


Light:

HQI-E E27/E40 NAV-T E27/E40
 70w/150w/250w/400w 70w/150w/250w/400w

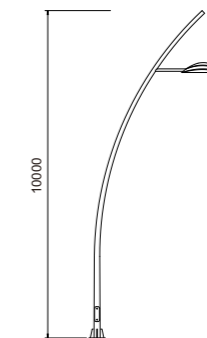
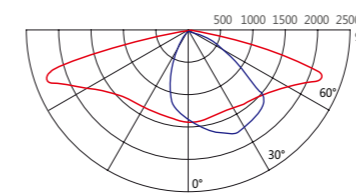
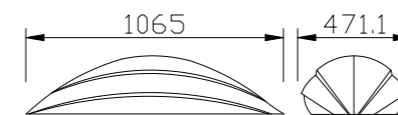
Color:

- Matt black
- Light matt grey
- Deep matt grey
- Matt coffee

AC 220V/50Hz IP55 +65°C -20°C CE CCC



WD-L105



WD-L513

Material:

- The lamp pole is hot-dip galvanized steel pipe, Lamp holder is aluminum products
- The diffuser is Gao peng explosion-proof glass
- All fasteners screws,nuts are stainless steel (exposed)

Craftwork:

- Anti ultraviolet radiation outdoor plastic powder
- Anti corrosion,anti acid and alkali

Light:

HQI-E E27/E40 NAV-T E27/E40
 150w/250w/400w 150w/250w/400w

Color:

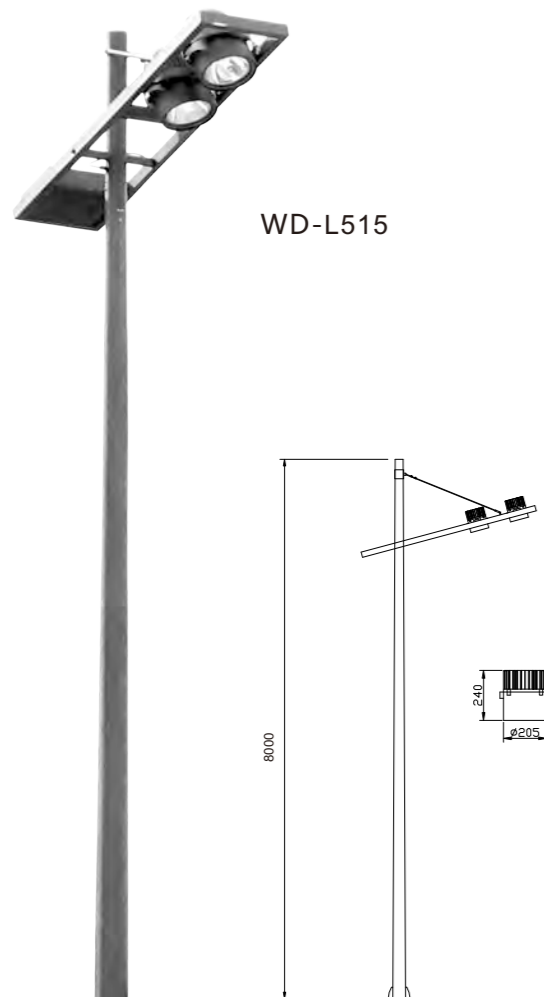
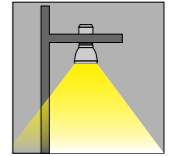
- Matt black
- Light matt grey
- Deep matt grey
- Matt coffee

AC 220V/50Hz IP55 +65°C -20°C CE CCC

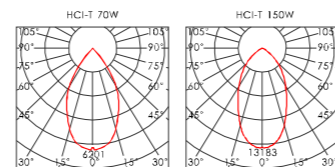




60° LED lens
(Standard)



WD-L515



Material:

- The lamp pole is hot-dip galvanized steel pipe, Lamp holder is aluminum products+stainless steel products
- The diffuser is tempered glass
- All fasteners screws,nuts are stainless steel (exposed)

Craftwork:

- Anti ultraviolet radiation outdoor plastic powder
- Anti corrosion,anti acid and alkali

Light:

HQI-E E27/E40 NAV-T E27/E40
70w/150w/250w 70w/150w/250w

Color:

- Matt black
- Light matt grey
- Deep matt grey
- Matt coffee

AC 220V/50Hz IP55 +65°C -20°C CE CCC

Material:

- The lamp pole is hot-dip galvanized steel pipe, Lamp holder is aluminum products+stainless steel products
- The diffuser is tempered glass
- All fasteners screws,nuts are stainless steel (exposed)

Craftwork:

- Anti ultraviolet radiation outdoor plastic powder
- Anti corrosion,anti acid and alkali


Light:

HQI-E E27/E40 NAV-T E27/E40
70w/150w/250w 70w/150w/250w

Color:

- Matt black
- Light matt grey
- Deep matt grey
- Matt coffee

AC 220V/50Hz IP55 +65°C -20°C CE CCC



WD-T299

Commonly used lighting term

Luminance

The measurement unit for the degree of light and shade, the unit is cd/m².

Illuminance

The luminous flux in a unit of area, represented by lux. Usually, the office requires 300-500lux. The watchmaker needs 4000lux. In the sunny summer, there is 120000lux of the sunlight shining on the ground. There is 3lux of moonlight when it is full moon.

Luminous intensity (can delas)

The luminous lux for a light source emitting in the unit solid angle of a given direction is defined as the Luminous Intensity of the light source in this given direction. The unit for Luminous Intensity is CD (Can Delas).

Colour Appearance

We can figure out a light source's color temperature when comparing its light color and the theoretical black-body radiation. The unit for the color temperature is K, for example, 3000K. There are 3 common color temperatures: 2700K-3000K, warm light; 3500K-4200K, white light; 5000K-6400K, cold light.

Colour Rendering

The ability for a light source to express the color of the objects. The color rendering is decided by the spectral distribution of the light source. We use Color Rendering Index to express the Color rendering, the higher of the value, the better of the color rendering, the highest value is 100.

Contrast

The subjective brightness contrast between dot and area. The Contrast Rendering Factor (CRF) is a factor for evaluating how the veiling reflection caused by luminaire influences the operation visibility, and it is defined as the ratio between the visibility under the given lighting conditions and the operation visibility under the reference conditions.

Lumen (lm)

The unit of luminous flux. The amount of light emitted by a light source in unit time is called the luminous flux of this light source.

Lux

The unit of illuminance, indicating the luminous flux for a unit area

Luminaire

A whole set of lighting fixture, containing the light emitting of light source, including the accessories fixing and protecting the light source, connecting circuit, and optimizing the lighting distribution. The one used in roadway illumination is called as road light.

Luminaire-lumens per circuit watt

It is a factor that indicates the luminaire's efficiency = LOR X (luminous flux/power).

LED / light-emitting diode

LED is a miniature light source made according to electroluminescence diode principle, the light usually differs from the colors. LED is high efficiency, long-life. It can achieve different color changes according to clutter.

Efficacy

Signified by lm/W, efficacy is expressed as how much light we get when we use up per watt of electricity. The luminaire efficacy = (light source's initial luminous flux) / (The total energy consumption of the light source).

Light Output Ratio (LOR)

In specified circumstances, LOR = The luminaire's total light output / the light source's total light output.

Optic

Reflection/refraction system, make the light source in the luminaire reflect light in the needed specific direction.

Glare

In sight, if the light distributes unevenly or the brightness contrast is extremely, that will cause uncomfortable feeling or lowering the ability of observing details or objects.

Evenness

In specified area, the ratio of the minimum value and average value of illuminance.

Visual comfort

The good and comfortable feeling in visual environment.

IP INGRESS PROTECTION---GB4208-1993

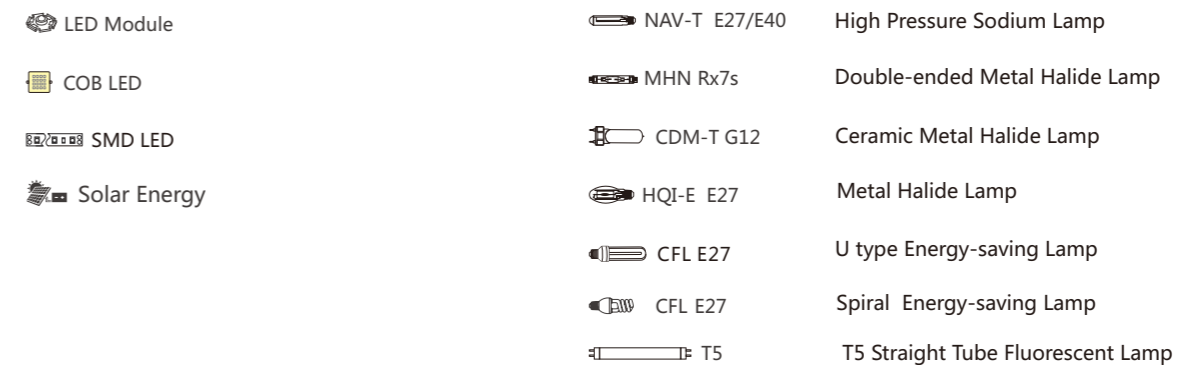
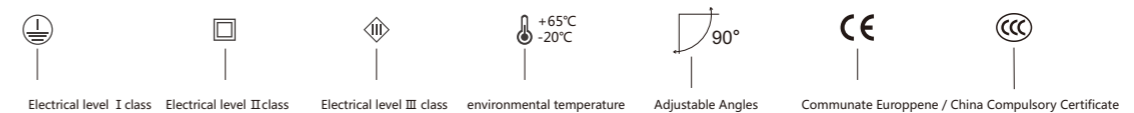
(IP) Ingress protection

The lighting fixture should be sealed to achieve the ingress protection.

I P 6 7

1 st Digit	Scope of dust proof	2 nd Digit	Scope of water proof
0	No Protection	0	No Protection
1	Protected against solid objects up to 50mm.	1	Protected against vertically falling drops of water.
2	Protected against solid objects up to 12.5mm	2	Protected against direct sprays of water up to 15 deg from the vertical.
3	Protected against solid objects over 2.5mm	3	Protected against direct sprays of water up to 60 deg from the vertical
4	Protected against solid objects over 1mm.	4	Protected against water sprayed from all directions.
5	Protected against dust - limited ingress	5	Protected against jets of water from all directions
6	Totally protected against dust.	6	Protected against strong jets of water from all directions.
		7	Protected against the effects of immersion in short time (Under standard pressure)
		8	Protected against the effects of immersion in long time (Under complex conditions)

Icon Description



cooperative partner



All sales department fou Wangding in China

North China

Beijing Branch

Guangzhu Wangding courtyard, Cailang Road No.168, Caiyu Town, Daxing district, Beijing.

Central China

Chongqing Branch

Longshan Road No.93, Yubei district, Chongqing

North-west China

Xi'an Branch

xihu/Unit 2, Daqing pharmaceutical factory, Bailu Wannan Area, Bangzishi Street, Renghu District, Xi'an City.

East China

Hangzhou Branch

Wulianxiyuan No.230, Sanxi Road, Xihu District, Hangzhou

Foreign Trade Department

Guangzhou Branch

A412 No.5-7, Liunan Road, Tangdong, Tianhe Dsictrict, Guangzhou

All sales department

North China

Beijing Branch

Guangzhu Wangding courtyard,Cailang Road No.168,Caiyu Town,Daxing district,Beijing.

Central China

Chongqing Branch

Longshan Road No.93,Yubei district,Chongqing

North-west China

Xi'an Branch

xihu/Unit 2,Daqing pharmaceutical factory,Bailu Wannan Area,Bangzishi Street,Renghu District, Xi'an City.

East China

Hangzhou Branch

Wulianxiyuan No.230,Sanxi Road,Xihu District, Hangzhou

South China

Guangzhou Branch

Room 918, No. 16, Fourth Jianming Road, Tianhe District, Guangzhou

CONTACT US

Wechat / WhatsApp:+8618665613129

TEL:+86-18665613129

Email:info@china-customization.com

Https://tfbcustomlighting.com