



PROFESSIONAL IN WELDING

PROTIG-320Di

Powerful, Heavy duty, Outstanding performance

Advanced DC TIG Welding



Workshop's choice

Petroleum & Petrochemical / Pressure Vessel and Electric Power Construction(especially for Stainless Steel Product)

Quick Specs

Input Voltage	3PH ~ 400V ±15%
Output Range	20A ~ 320A
Rated Output(40°C) 60%	320A/22.8V
Net Weight	25kg

Machines Processes

DC TIG (GTAW)
Pulsed TIG (GTAW-P)
Stick (SMAW)

Industrial Applications

Precision fabrication
Petro chemical
Aerospace
Food / beverage industry
Shipboard repair



Advanced Features

▪ High-frequency Start

High-frequency (HF) arc starter for non-contact arc initiation. Provides more consistent arc starts and greater reliability compared to traditional. HF arc starters. Arcs can be easily established under various conditions.

▪ Fast Spot Arc System

Simply controls the spot arc parameter and offers a stable arc.

▪ Fast, precise and clean arc ignition and arcquenching

▪ 10 Independent Memory

Features ten independent memories that maintain/save your parameters. It is convenient to restore the previous settings, making the operation much easier and more efficient (equals more time savings).

▪ Advanced Pulse Controls

Exceptionally smooth and precise arc for welding exotic materials.


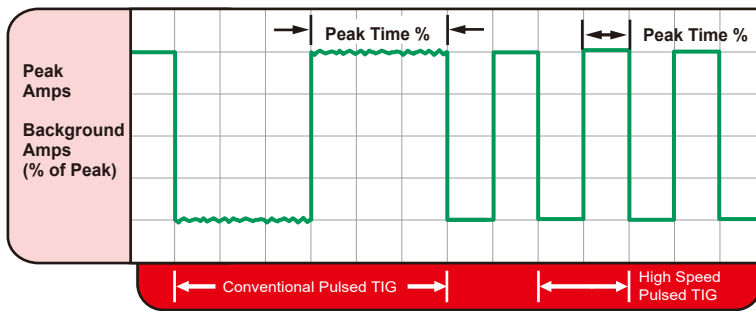
▪ Gas lens with the torch

- 1) More gas coverage, gas is more concentrated.
- 2) Less turbulence in the gas.
- 3) Allows the tungsten to stick out further for better visibility and getting into tight spaces.
- 4) A cleaner gas and a cleaner weld.

▪ Fan-On-Demand

Power source cooling system operates only when needed, reducing noise, energy use and the amount of contaminants pulled through the machine.

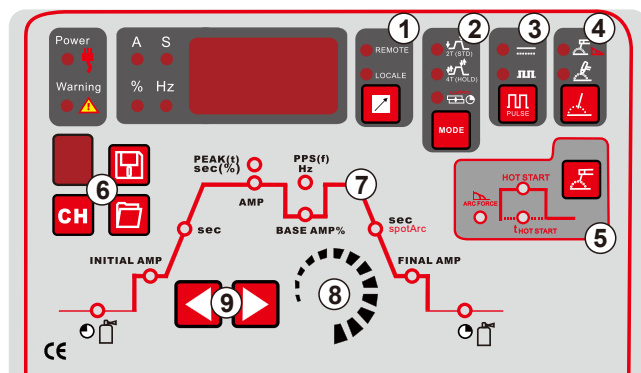
Pulse TIG



Typically from 0.2 to 10 PPS, Provides a heating and cooling effect on the weld puddle and can reduce distortion by lowering the average amperage. This heating and cooling effect also produces a distinct ripple pattern in the weld bead. The relationship between pulse frequency and travel speed determines the distance between the ripples. Slow pulsing can also be coordinated with filler metal addition and can increase overall control of the weld puddle.

In excess of 40 PPS, Pulsed TIG becomes more audible than visible - causing increased puddle agitation for a better as - welded microstructure. Pulsing the weld current at high speeds - between a high Peak and a low Background amperage - can also constrict and focus the arc. This results in maximum arc stability, increased penetration and increased travel speeds.

General View of Control Panel



1. **Remote:** used for foot pedal or Remote torch
Local: adjusted Currents by face panel
2. 2T/4T holding mode or Spot Welding mode selection
3. Pulse ON/OFF selection
4. Process selection
5. ARC FORCE/HOT START
6. Memory with capacity of 10 sets parameters
7. Function Sequence
8. Encoder Control
9. Select welding parameters button

Specifications

Item No	ProTIG-320Di
Rated Input Voltage	3PH ~ 400V $\pm 15\%$
Max. Load Power Capacity	TIG: 9.12KVA
	MMA: 10.38KVA
Rated Duty Cycle(40°C) 60%	TIG: 320A/22.8V
	MMA: 250A/30V
100%	TIG: 250A/20V
	MMA: 200A/28V
Welding Current/Voltage Range	TIG: 20A/10.8V~320A/22.8V
	MMA: 20A/20.8V~250A/30V
Open Circuit Voltage	70V~80V
Power Factor	0.8
Efficiency	80%
Dimension (LxWxH)	490x230x440mm
Weight (KG)	25KG

Optional Accessories



Argon regulator: BK-169B



Pyrex Gas-lens kit



Premium Goatskin Gloves:
BK2205



Water cooler: WC-100



Foot pedal: BK4101



Hand controller: BK4102



Premium Tungsten:
WT20/WL20/WZ8/WP/WC20



Premium welding helmet:
BK1101



Welding Jacket: BK2102



Welding Apron: BK2101



Welding Doo Rag: BK2301



PROFESSIONAL IN WELDING

Web & Mail

www.cn-topwell.com
sales@topwellwelders.com

Phone

(+86)571-88231791
(+86)571-88231792