

MIG-250i/300i



Quick Specs



Processes:
MIG,
Flux-Cored,
MMA(Stick),

Applications:
Metal Fabrication
Maintenance and Repair
Auto Body
Light Industrial

Input Power:
250i: 230V, 1-Phase
300i: 400V, 3-Phase
Amperage Range:
250i: 30-250A/300i: 30-300A
Rated Output at 40°C (104°F):
250i: 250A at 26.5V @60% Duty Cycle
300i: 300A at 29V @60% Duty Cycle
Weight : 32KG

For MIG and Stick Welding

Light in weight but heavy duty in welding powers, and excellent welding performance

MIG-250i/300i is a more than 50% lighter in weight than traditional step regulated machines. Electronic control of voltage and wire speed allows arc tuning during the weld process, so you can quickly establish the desired weld settings. Includes gun trigger latching and wire inch function. Available with 10 pins multipurpose connectors, used for Push-pull torch or spool guns, basically suitable for Fe, FeMc, FeFc, St/St, Alu, CuSi3, CuAl8 filler wires.

Specialist Features

Precision Arc Performance:

- **The short-circuiting metal transfer mode** is the low heat input mode of metal transfer for GMAW so that it reduces weldment distortion.
- **Superior MAG Process** – Welds with mixed or CO2 shielding gas for superior quality welding.
- **Spot/Stitch mode is easy to operate and provides a quick and effective means for spot welding mild, galvanized or stainless materials.**
- **4T Trigger Hold** allows to hold the present current by user until press the trigger again.
- **Professional 4-rolls wire-feeder** provides a stable wire speed.
- **10 Pins multipurpose AMP connectors extend the usage range and it's easy to work with a push-pull torch or spool gun.**
- **Fast, precise, clean arc ignition and arc ending.**

Outstanding Quality:

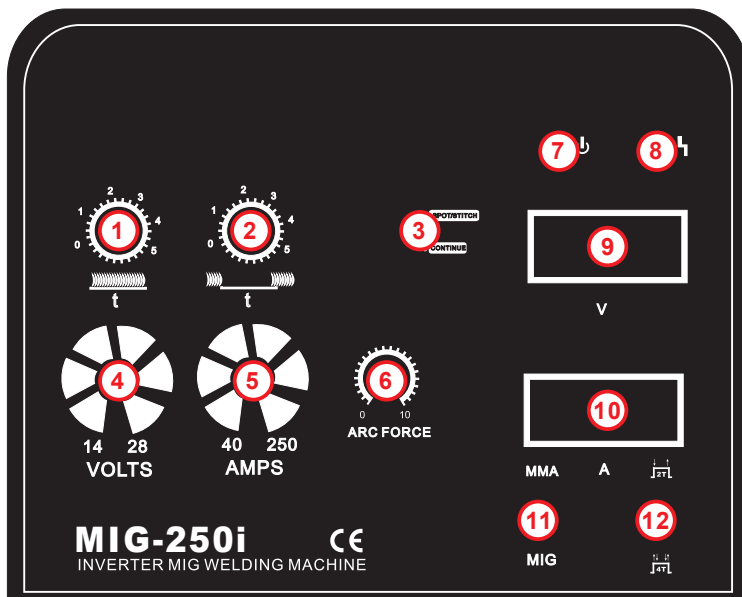
- Newly designed using the latest power electronic technology for improved reliability.
- CE Certified.
- One-Year Warranty on parts.



Technical specifications

Item No	MIG-250i	MIG-300i
Rated Input Voltage	1PH ~ 230V ±15%	3PH ~ 400V ±15%
Max. Load Power Capacity	10.35KVA	12.04KVA
Rated Duty Cycle(40°C) 60%	MIG: 250A/26.5V	MIG: Separated Wire-feeder: 300A/29V Internal Wire-feeder: 250A/26.5V
100%	MMA: 250A/28V	MMA: 250A/28V
	MIG: 200A/24V	MIG: 200A/24V
	MMA: 200A/28V	MMA: 200A/28V
Welding Current/Voltage Range	MIG: 30A/15.5V~250A/28.5V	MIG: 30A/15.5V~300A/29V
	MMA:30A/21.2V~250A/28V	MMA:30A/21.2V~250A/28V
Open Circuit Voltage	55V	55V
Power Factor	0.8	0.85
Efficiency	80%	85%
Pre-Gas Time	Preset	Preset
Flow-Gas Time	Preset	Preset
Wire-feed Mechanism	4 Rollers	4 Rollers
Wire-feed Speed Range	0~25m/ min	0~25m/ min
Wire Spool Capacity	300mm (15kg)	300mm (15kg)
Filler Wires Ø (mm) Fe, Ss:	0.6~1.2 mm	0.6~1.2 mm
Dimension (LxWxH)	770X250X650mm	770X250X650mm
Weight (KG)	32KG	32KG

General View of Control Panel

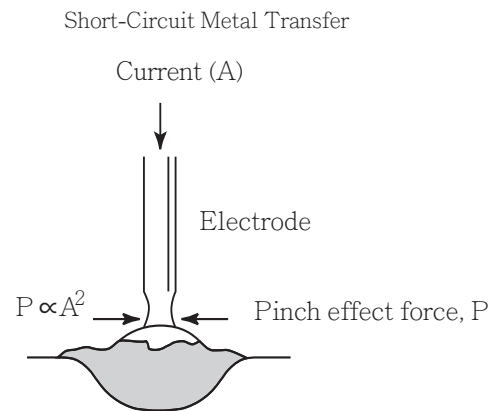


Control Panel Parameter Values


- Spot/Stick welding TIME 1:**
on welding time adjustment knob.
- Spot/Stick welding TIME 2:**
off welding time adjustment knob.
- Spot/stick welding mode selection knob.**
- Welding Voltage regulator.**
- Welding Current regulator.**
- Arc Force regulator.**
- Power/working pilot lamp.**
- Arc Force regulator.**
- Over-load/Over-heat Protection or Damage pilot lamp.**
- Voltmeter.**
- MMA/MIG welding mode selection.**
- 2T/4T selection.**

The short-circuiting metal transfer mode

The short-circuiting metal transfer mode is the low heat input mode of metal transfer for GMAW and has higher electrode efficiencies, 93% or more. The low heat input reduces weldment distortion and makes it ideal for sheet metal thickness materials.



Four-Roll Drive System



4-Rolls wire-feeder with strong feeding motor.


Four-roll drive systems deliver the electrode to the welding torch. It provides a stable wire speed and is popular for industrial applications.

Spot/Stitch mode



Use the spot and cycle arc timer you can easily control the welding time and the stitch length during the continue spot welding jobs. Spot/Stitch mode provides a quick and effective means for spot welding mild, galvanized or stainless materials. Very useful for the car body repairs.

Multipurpose AMP connectors



The 10 Pins multipurpose AMP connectors extend the usage range and it's easy to work with a push-pull torch or spool gun and suitable a variety of filler wires.



Accessories

For Standard accessories



MIG torch: MIG 24KD
Euro Connector
Cable length 3M



Electrode holder with cable 2M
Earth clamp with cable 2M

For Optional accessories



Co₂ gas regular with heater



Argon gas regular



Push-pull Troch:
QTLB-24KD/36KD



Spool gun: QLBF-200/8M

Consumables

For MIG torch: MIG 24KD



Nozzles

ICS0800	Gas nozzle Φ 17mm
ICS0806	Gas nozzle Φ 12.5mm
ICS0807	Gas nozzle Φ 10mm
ICS0808	Spot welding gas nozzle



Contact Tips

ICU0003-06	Contact tip	Φ 0.6mm	M6x25 Ecu
ICU0003-08	Contact tip	Φ 0.8mm	M6x25 Ecu
ICU0003-09	Contact tip	Φ 0.9mm	M6x25 Ecu
ICU0003-10	Contact tip	Φ 1.0mm	M6x25 Ecu

ICU0003-58	Contact tip	Φ 0.8mm	M6x25 CuAl
ICU0003-59	Contact tip	Φ 0.9mm	M6x25 CuAl
ICU0003-60	Contact tip	Φ 1.0mm	M6x25 CuAl
ICU0003-62	Contact tip	Φ 1.2mm	M6x25 CuAl
ICU0003-76	Contact tip	Φ 0.6mm	M6x25 CuCrZr
ICU0003-78	Contact tip	Φ 0.8mm	M6x25 CuCrZr
ICU0003-80	Contact tip	Φ 1.0mm	M6x25 CuCrZr
ICU0003-82	Contact tip	Φ 1.2mm	M6x25 CuCrZr

Replacement Lines

IIC0220	Brass terminal	Φ 2.0X4.0mm	0.35m
IIC0160	Teflon liner	Φ 2.0X3.0mm	3m Red
IIC0560	Red liner	Φ 1.0-1.2mm	3m

Others



5-pin connector



Drive Roll

Fe 0.8/0.9 mm
Fe 0.8/1.0 mm
Fe 1.0/1.2 mm
Al 0.8/0.9 mm
Al 0.8/1.0 mm
Al 1.0/1.2 mm