

ARC-315i



Quick Specs



Application:
Construction industry
Metal workshops
Agriculture
Repair and maintenance

PROCESS:
MMA(Stick)

Input Power: 400V, 3-Phase
Amperage Range: 315i: 20-315A
Rated Out put at 40°C(104°F):
315i: 315A at 32.6V @60% Duty Cycle
Weight: 45KG

For TIG and Stick Welding

Compact, indestructible and versatile

For tough, safe everyday operation on construction on sites and in assembly work, the resilient MMA professional machines with metal casing offering the perfect solution. Even on long mains leads or connected to a generator, the welding electrode ignites reliably. Soft-switching inverter technology with digital control system ensures a stable arc, providing problem-free welding even for special electrodes. It's specially designed for cellulose electrodes are 100% safe for vertical-down welds and with a professional welding performance. Powerful with heavy duty cycle of 60% at 315A, we set a new standard in this class. The **ARC-315i** also could be ordered with PFC system.

Specialist Features

Precision Arc Performance:

- **Built-in arc control** lets you get in tight without sticking the electrode. An electrode compensation circuit ensures consistent arc control performance regardless of the electrode size.
- **Hot Start Function** reliably ignites the electrode and melts perfectly to ensure the best quality even at the start of the seam.
- **Arc Force** makes it easier to weld large-drop melting electrode types at low current strengths with a short arc in particular.
- **Thermal overload protection** light indicates power shutdown. Helps prevent machine damage if the duty cycle is exceeded or airflow is blocked.
- Expert of vertical-down welding with cellulose electrodes.
- **Special designed for carbon arc gouging.**
- **Fast, precise, clean arc ignition and arc ending.**
- **10 channels memory capacity**



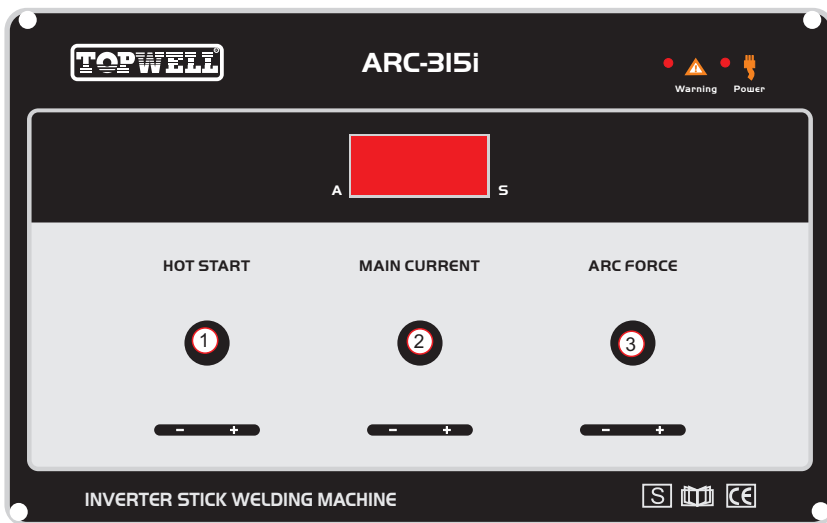
Outstanding Quality:

- Newly designed using the latest power electronic technology for improved reliability.
- CE Certified.
- One-Year Warranty on parts.

Technical specifications

Item No	ARC-315i
Rated Input Voltage	3PH ~ 400V ±15%
Max. Load Power Capacity	16.0 KVA
Rated Duty Cycle(40°C) 60%	315A/32.6V
100%	250A/30V
Welding Current/Voltage Range	20A/20.8V~315A/32.6V
Open Circuit Voltage	70V~80V
Power Factor	0.8
Efficiency	80%
MMA Arc Force	1%~100%
Hot Start Time	0.1-2S
Hot Start Current	1%~100%
Dimension	540x240x480mm
Weight	20KG

General View of Control Panel



Control Panel Parameter Values

1. Hotstart current rotary dial

Increased ignition current during the set hotstart period to optimise the arc ignition. Setting from 20 A to 200 A.

2. Welding current setting rotary dial

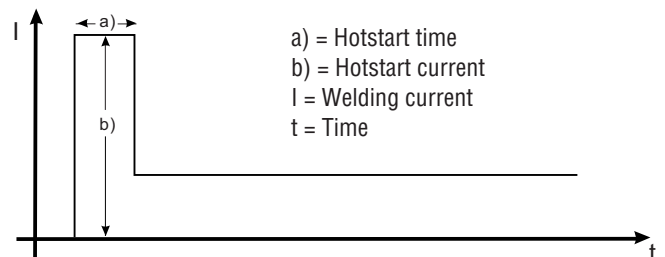
Infinite setting of the welding current across the whole power range.

3. Arcforce rotary dial

To adjust the welding parameters to the electrode type used. Infinite setting from rutile (soft arc) to cellulose (hard arc) electrode types.

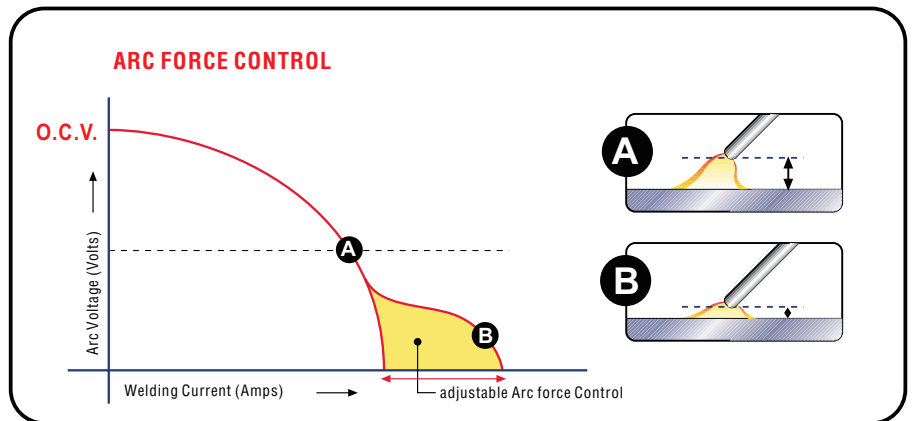
Hot Start

Hot start function reliably ignites the electrode and melts perfectly to ensure the best quality even at the start of the seam. This solution makes lack of fusion and cold welds a thing of the past and significantly reduces weld reinforcement. Adjust the hot start current here and the time here.



Arcforce correction (welding characteristics)

During the welding process, arcforce prevents the electrode sticking in the weld pool with increases in current. This makes it easier to weld large-drop melting electrode types at low current strengths with a short arc in particular.



Accessories

For Standard accessories



Electrode holder with cable 2M
Earth clamp with cable 2M



Hand helmet
Brush/hanner

For Optional accessories



TIG torch: TIG-17V
Gas connector: M12
Cable length 4M