



# Test Report: DLP-04L

---

DAIL Bus Power Supply

## ■ DESIGN VERIFY TEST

Output Function Test

Input Function Test

Protection Function Test

Component Stress Test

## ■ SAFETY & E.M.C. TEST

Safety Test

E.M.C. Test

## ■ RELIABILITY TEST

Environment Test

## DESIGN VERIFY TEST

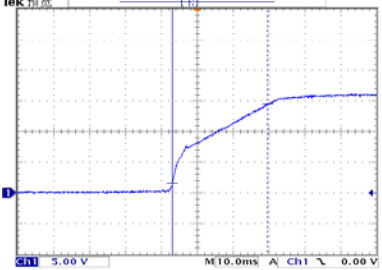
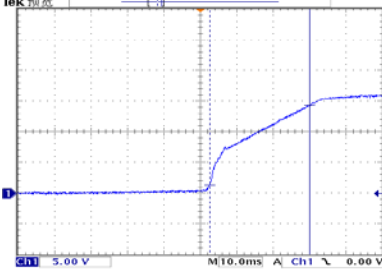
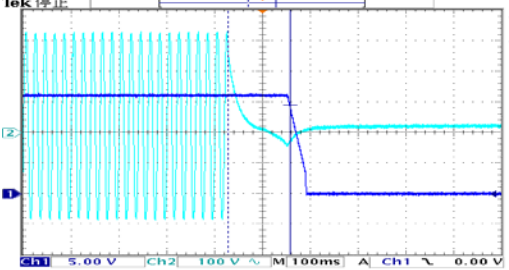
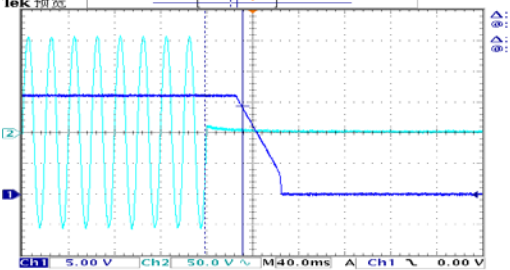
### OUTPUT FUNCTION TEST

NO	TEST ITEM	SPECIFICATION	TEST CONDITION	RESULT
1	DC VOLTAGE RANGE	15.3-18.7V	I/P: 230VAC O/P: FULL/ MIN LOAD Ta: 25°C	16.1V-17.9V
2	OVER/UNDERSHOOT TEST	<±5%	I/P: 230VAC O/P: FULL LOAD Ta: 25°C	<5%
3	RIPPLE & NOISE (Max)	50mVp-p	I/P: 230VAC O/P: FULL LOAD Ta: 25°C	20.4mVp-p
<p>high frequency :</p>		<p>low frequency :</p>		
4	SET UP TIME(Max)	230VAC/250ms 115VAC/250ms	I/P: 230 VAC I/P: 115 VAC O/P: FULL LOAD Ta: 25°C	230VAC/144 ms 115VAC/166 ms
<p>INPUT=230VAC/50HZ @ FULL LOAD CH1: Output Voltage CH2: AC Input Voltage</p>		<p>INPUT=115VAC/60HZ @ FULLLOAD CH1: Output Voltage CH2: AC Input Voltage</p>		



# DAIL Bus Power Supply

# DLP-04L series

5	RISE TIME (Max)	230VAC/ 50ms 115VAC/ 50ms	I/P: 230 VAC I/P: 115 VAC O/P: FULL LOAD Ta: 25°C	230VAC/26.6 ms 115VAC/27.4 ms
INPUT=230VAC/50HZ @ FULL LOAD CH1: Output Voltage 		INPUT=115VAC/60HZ @ FULLLOAD CH1: Output Voltage 		
6	HOLD UP TIME(Typ)	230VAC/ 70ms 115VAC/ 16ms	I/P: 230 VAC I/P: 115 VAC O/P: FULL LOAD Ta: 25°C	230VAC/130 ms 115VAC/32.8 ms
INPUT=230VAC/50HZ @ FULL LOAD CH1: Output Voltage CH2: AC Input Voltage 		INPUT=115VAC/60HZ @ FULLLOAD CH1: Output Voltage CH2: AC Input Voltage 		

## INPUT FUNCTION TEST

NO	TEST ITEM	SPECIFICATION	TEST CONDITION	RESULT
1	INPUT VOLTAGE RANGE	90VAC-264VAC	I/P: TESTING O/P: FULL LOAD Ta: 25°C  I/P: (1)LOW-LINE-3V=87 V HIGH-LINE+15%=300 V O/P: FULL/NO LOAD ON: 30 Sec OFF: 30 Sec 10MIN (2)230VAC ON: 0.5 Sec OFF: 0.5Sec 20MIN ( POWER ON/OFF NO DAMAGE)	87 V-264V  TEST: OK
2	INPUT FREQUENCYRANGE	47HZ -63 HZ NO DAMAGE	I/P: 90 VAC -264 VAC O/P: FULL-NOLOAD Ta: 25°C	TEST: OK



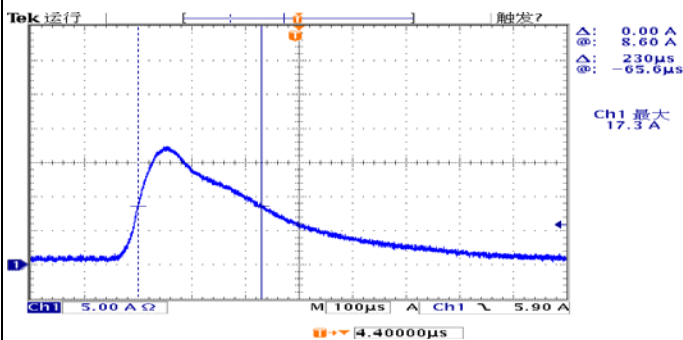
# DAIL Bus Power Supply

# DLP-04L series

3	AC CURRENT	0.4A/115VAC 0.2A/230VAC	I/P: 115 VAC I/P: 230 VAC O/P: FULL LOAD Ta: 25°C	I=0.089A/ 115VAC I = 0.058A/ 230VAC
4	LEAKAGE CURRENT	< 0.5mA / 240VAC	I/P: 240 VAC O/P: NO LOAD Ta: 25°C	L-FG: 0.0026mA N-FG: 0.0025mA
5	NO LOAD CONSUMPTION	< 0.5W	I/P: 115VAC I/P: 230VAC O/P: NO LOAD Ta: 25°C	0.468W/115V 0.462W/230V
6	INRUSH CURRENT(Typ)	230V/20A COLD START	I/P: 230VAC O/P: FULL LOAD Ta: 25°C	I=17.3A/ 230VAC

INPUT=230VAC/50HZ @ FULL LOAD

CH2: Input current CH1: AC Input Voltage



## PROTECTION FUNCTION TEST

NO	TEST ITEM	SPECIFICATION	TEST CONDITION	RESULT
1	OVER VOLTAGE PROTECTION	23.6V-27.0V	I/P: 90VAC I/P: 230VAC I/P: 264VAC O/P: NO LOAD Ta: 25°C	24.6V/ 90VAC 24.6V/ 230VAC 24.6V/ 264VAC Shut off o/p voltage, clamping by zener diode
2	SHORT PROTECTION	SHORT EVERY OUTPUT 1 HOUR NO DAMAGE	I/P: 90VAC I/P: 264VAC O/P: FULL LOAD Ta: 25°C	NO DAMAGE Constant current limiting, recovers automatically after fault condition is removed

## DALI FUNCTION TEST

NO	TEST ITEM	SPECIFICATION	RESULT
1	INSTALLATION TEST		PASS

## COMPONENT STRESS TEST

NO	TEST ITEM	SPECIFICATION	TEST CONDITION	RESULT
1	PWM Power Transistor	U1 Rated 1.95 A / 800 V	I/P: High-Line +3V =267V O/P: (1) FULL LOAD Turn on (2) Output Short (3) FULL LOAD continue Ta: 25°C	(1) 562 V (2) 568 V (3) 564 V
2	O/P Diode (MOSFET)	D100 Rated 3 A / 200V	I/P: High-Line +3V =267V O/P: (1) FULL LOAD Turn on (2) Output Short (3) FULL LOAD continue Ta: 25°C	(1) 127 V (2) 127 V (3) 131 V
3	Input Capacitor	C5 Rated 15 μF / 450 V	I/P: High-Line +3V =267 V O/P: (1) FULL LOAD input on/off (2) NO LOAD input on /Off (3) FULL LOAD /NO LOAD Change Ta: 25°C	(1) 448 V (2) 430 V (3) 414 V
4	Control IC	U1 Rated 27V (MAX.)	I/P: High-Line +3V =267 V O/P: ((1) FULL LOAD (2) Output Short (3) Low Line No Load Vo(min) Ta: 25°C	(1) 21.9 V (2) 21.7 V (3) 21.7 V
5	VCC Power Transistor	D2 Rated 1 A / 400V	I/P: High-Line +3V =267V O/P: (1) FULL LOAD Turn on (2) Output Short (3) FULL LOAD continue Ta: 25°C	(1) 263 V (2) 262 V (3) 273 V



SAFETY TEST

NO	TEST ITEM	SPECIFICATION	TEST CONDITION	RESULT
1	WITHSTAND VOLTAGE	I/P-O/P: 3 KVAC/min	I/P-O/P: 3.6 KVAC/min Ta: 25°C	I/P-O/P: 0.926 mA NO DAMAGE
2	ISOLATION RESISTANCE	I/P-O/P: 500VDC>100MΩ	I/P-O/P: 500 VDC Ta: 25°C/70%RH	I/P-O/P: >9999 MΩ

E.M.C TEST

NO	TEST ITEM	SPECIFICATION	TEST CONDITION	RESULT
1	HARMONIC	EN61000-3-2	I/P: 230VAC/50HZ O/P: FULL LOAD Ta: 25°C	PASS
2	CONDUCTION	EN55015	I/P: 230 VAC (50HZ) O/P: FULL LOAD Ta: 25°C	PASS Test by certified Lab
3	RADIATION	EN55015	I/P: 230 VAC (50HZ) O/P: FULL LOAD Ta: 25°C	PASS Test by certified Lab
4	E.S.D	EN61000-4-2 LIGHT INDUSTRY AIR: 8KV Contact: 4KV	I/P: 230 VAC/50HZ O/P: FULL LOAD Ta: 25°C	PASS CRITERIA A
5	E.F.T	EN61000-4-4 LIGHT INDUSTRY INPUT: 1KV	I/P: 230VAC/50HZ O/P: FULL LOAD Ta: 25°C	PASS CRITERIA A
6	SURGE	EN61000-4-5 LIGHT INDUSTRY L-N: 1KV L,N-PE: 2KV	I/P: 230VAC/50HZ O/P: FULL LOAD Ta: 25°C	PASS CRITERIA A
7	Test by certified Lab & Test Report Prepare			



RELIABILITY TEST

ENVIRONMENT TEST

NO	TEST ITEM	SPECIFICATION	TEST CONDITION	RESULT																																																																												
1	TEMPERATURE RISE TEST	MODEL: DLP-04L 1. ROOM AMBIENT BURN-IN: 2 HRS I/P: 230VAC O/P: FULL LOAD Ta=25.7°C 2. HIGH AMBIENT BURN-IN: 2 HRS I/P: 230VAC O/P: FULL LOAD Ta=49.6°C																																																																														
				<table border="1"> <thead> <tr> <th>NO</th> <th>Position</th> <th>ROOM AMBIENT Ta=25.7 °C</th> <th>HIGH AMBIENT Ta=49.6 °C</th> </tr> </thead> <tbody> <tr><td>1</td><td>RTH1</td><td>39.6°C</td><td>60.4°C</td></tr> <tr><td>2</td><td>LF1</td><td>47.5°C</td><td>69.1°C</td></tr> <tr><td>3</td><td>BD1</td><td>53.9°C</td><td>75.2°C</td></tr> <tr><td>4</td><td>C1</td><td>40.2°C</td><td>61.6°C</td></tr> <tr><td>5</td><td>ZNR1</td><td>41.9°C</td><td>63.8°C</td></tr> <tr><td>6</td><td>C5</td><td>56.8°C</td><td>77.8°C</td></tr> <tr><td>7</td><td>U1</td><td>72.4°C</td><td>93.4°C</td></tr> <tr><td>8</td><td>D1</td><td>63.3°C</td><td>84.6°C</td></tr> <tr><td>9</td><td>C9</td><td>58.4°C</td><td>79.3°C</td></tr> <tr><td>10</td><td>T1</td><td>65.0°C</td><td>85.3°C</td></tr> <tr><td>11</td><td>D100</td><td>63.9°C</td><td>84.0°C</td></tr> <tr><td>12</td><td>C101</td><td>56.5°C</td><td>77.2°C</td></tr> <tr><td>13</td><td>C102</td><td>55.7°C</td><td>76.4°C</td></tr> <tr><td>14</td><td>U100</td><td>52.9°C</td><td>74.6°C</td></tr> <tr><td>15</td><td>Q100</td><td>53.0°C</td><td>75.0°C</td></tr> <tr><td>16</td><td>D101</td><td>62.4°C</td><td>82.9°C</td></tr> <tr><td>17</td><td>ZD51</td><td>52.9°C</td><td>74.6°C</td></tr> <tr><td>18</td><td>TC</td><td>44.9°C</td><td>68.1°C</td></tr> </tbody> </table>	NO	Position	ROOM AMBIENT Ta=25.7 °C	HIGH AMBIENT Ta=49.6 °C	1	RTH1	39.6°C	60.4°C	2	LF1	47.5°C	69.1°C	3	BD1	53.9°C	75.2°C	4	C1	40.2°C	61.6°C	5	ZNR1	41.9°C	63.8°C	6	C5	56.8°C	77.8°C	7	U1	72.4°C	93.4°C	8	D1	63.3°C	84.6°C	9	C9	58.4°C	79.3°C	10	T1	65.0°C	85.3°C	11	D100	63.9°C	84.0°C	12	C101	56.5°C	77.2°C	13	C102	55.7°C	76.4°C	14	U100	52.9°C	74.6°C	15	Q100	53.0°C	75.0°C	16	D101	62.4°C	82.9°C	17	ZD51	52.9°C	74.6°C	18	TC	44.9°C	68.1°C
NO	Position	ROOM AMBIENT Ta=25.7 °C	HIGH AMBIENT Ta=49.6 °C																																																																													
1	RTH1	39.6°C	60.4°C																																																																													
2	LF1	47.5°C	69.1°C																																																																													
3	BD1	53.9°C	75.2°C																																																																													
4	C1	40.2°C	61.6°C																																																																													
5	ZNR1	41.9°C	63.8°C																																																																													
6	C5	56.8°C	77.8°C																																																																													
7	U1	72.4°C	93.4°C																																																																													
8	D1	63.3°C	84.6°C																																																																													
9	C9	58.4°C	79.3°C																																																																													
10	T1	65.0°C	85.3°C																																																																													
11	D100	63.9°C	84.0°C																																																																													
12	C101	56.5°C	77.2°C																																																																													
13	C102	55.7°C	76.4°C																																																																													
14	U100	52.9°C	74.6°C																																																																													
15	Q100	53.0°C	75.0°C																																																																													
16	D101	62.4°C	82.9°C																																																																													
17	ZD51	52.9°C	74.6°C																																																																													
18	TC	44.9°C	68.1°C																																																																													
2	LOW TEMPERATURE TURN ON TEST	TURN ON AFTER 2 HOUR	I/P: 264VAC/90VAC O/P: FULL LOAD Ta= -25°C	TEST: OK																																																																												
3	HIGH HUMIDITY HIGH TEMPERATURE HIGH VOLTAGE TURN ON TEST	AFTER 12 HOURS IN CHAMBER ON CONTROL 50°C NO DAMAGE	I/P: 264VAC O/P: FULL LOAD Ta=50°C HUMIDITY= 95%R.H	TEST: OK																																																																												
4	STORAGE TEMPERATURE TEST	1. Thermal shock Temperature: -45°C ~ +90°C 2. Temperature change rate : 25°C / MIN 3. Dwell time low and high temperature : 30 MIN/EACH 4. Total test cycle: 100 CYCLE 5. Input/Output condition: STATIC		TEST: OK																																																																												
5	THERMAL SHOCK TEST	1. Thermal shock Temperature: -25°C ~ +55°C 2. Temperature change rate : 25°C / MIN 3. Dwell time low and high temperature : 30 MIN/EACH 4. Total test cycle: 16 CYCLE 5. Input/Output condition: 230VAC/FULL LOAD AC ON/OFF TEST AC on 3 sec/AC off 1 sec TEST		TEST: OK																																																																												



# DAIL Bus Power Supply

# DLP-04L series

6	VIBRATION TEST	1 Carton & 1 Set (1) Waveform: Sine Wave (2) Frequency: 10-500Hz (3) Sweep Time: 10min/sweep cycle (4) Acceleration: 2G (5) Test Time: 180min in each axes (X.Y.Z) (6) Ta: 25°C	TEST: OK
7	CAPACITOR LIFE CYCLE	DLP-04L: SUPPOSE C105 IS THE MOST CRITICAL COMPONENT (1) I/P: 230VAC O/P: FULL LOAD Ta=25 °C LIFE TIME (2) I/P: 230VAC O/P: FULL LOAD Ta=50 °C LIFE TIME (3) I/P: 230VAC O/P: 75% LOAD Ta=50 °C LIFE TIME (4) I/P: 230VAC O/P: 50% LOAD Ta=50 °C LIFE TIME	(1) 357428 HRS (2) 78877 HRS (3) 106560 HRS (4) 147944 HRS
8	MTBF	Conducted by Parts Stress Analysis Prediction 625.5K hrs min. MIL-HDBK-217F (25°C)	
9	DMTBF/Accelerated Life Test	Demonstration Mean Time Between Failure(Expected Life) : 30,000 hours @ Ta 50°C	

TEST RESULT	TESTER	REVIEW	APPROVAL
PASS	SHENJW/ZHUOKB	SKY	LIUWY