



TEST REPORT: MPM-15-5

15W High Reliable Green Medical Encapsulated Type

■ DESIGN VERIFY TEST

- Output Function Test
- Input Function Test
- Protection Function Test
- Control Function Test
- Component Stress Test

■ SAFETY & E.M.C. TEST

- Safety Test
- E.M.C. Test

■ RELIABILITY TEST

- ENVIRONMENT TEST



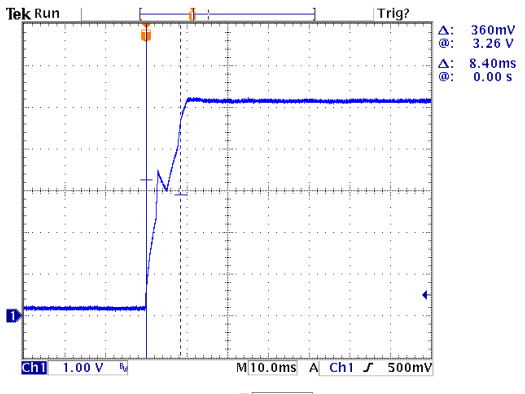
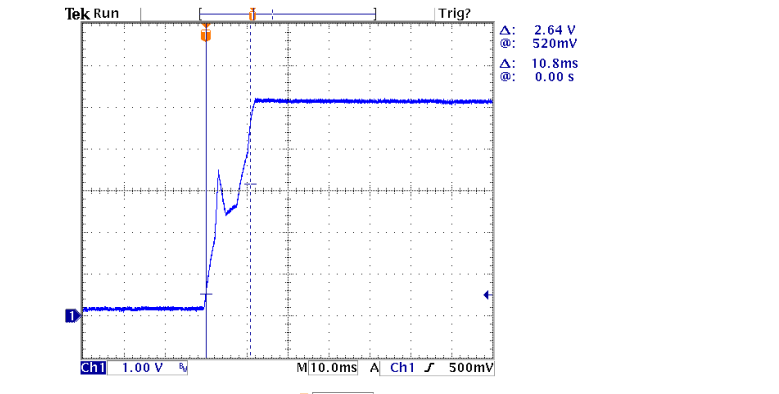
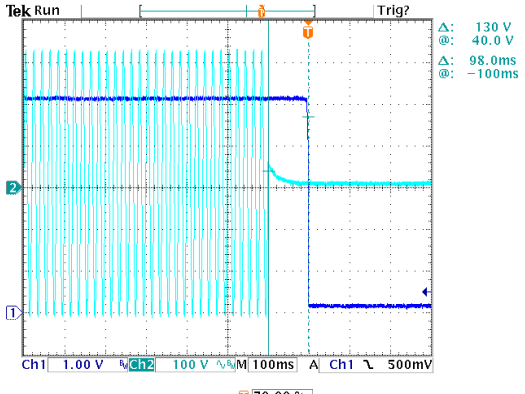
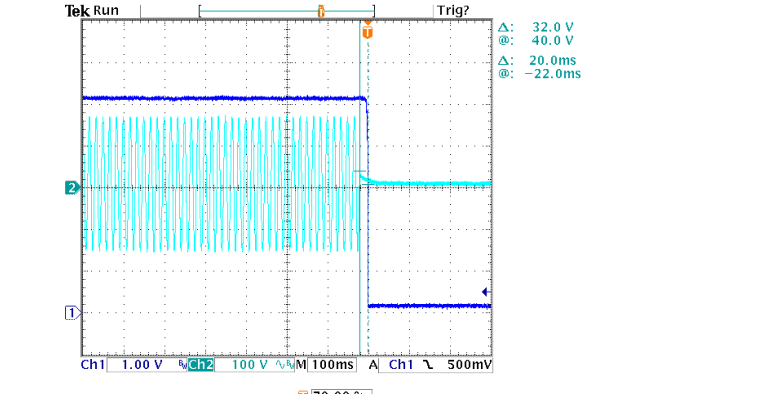
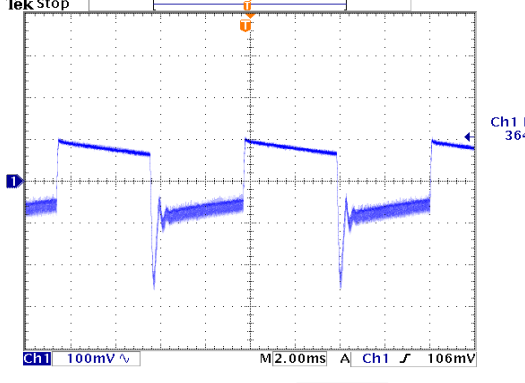
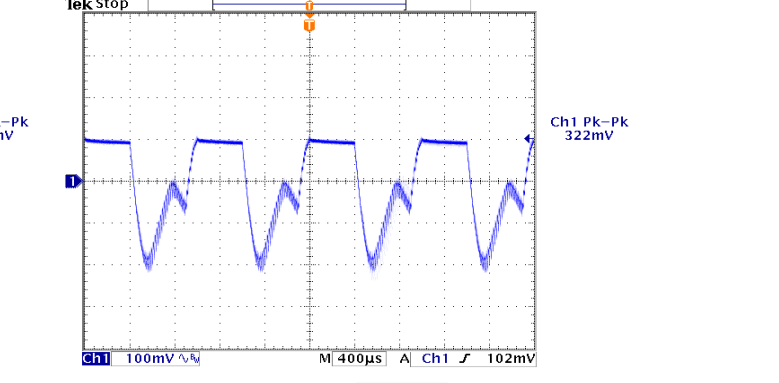
15W High Reliable Green Medical Encapsulated Type MPM-15 series

DESIGN VERIFY TEST OUTPUT FUNCTION

NO	TEST ITEM	SPECIFICATION	TEST CONDITION	RESULT
2	OUTPUT VOLTAGE TOLERANCE (Max)	V1 : 1.5% ~ -1.5%	I/P : 100VAC / 264VAC O/P: FULL / MINLOAD TA: 25°C	V1: 0.60% ~ 0.20%
3	LINE REGULATION (MAX.)	V1 : 0.5% ~ -0.5%	I/P : 100VAC / 264VAC O/P: FULL LOAD TA: 25°C	V1: 0.00% ~ -0.20%
4	LOAD REGULATION(MAX.)	V1 : 0.5% ~ -0.5%	I/P : 230VAC O/P: MIN LOAD ~ FULL LOAD TA: 25°C	V1: 0.20% ~ 0.00%
5	OVER/UNDERSHOOT TEST	< ±10%	I/P : 230VAC O/P: FULL LOAD TA: 25°C	TEST < 2.4 %
6	RIPPLE & NOISE(Max)	V1 : 150 mVp-p	high frequency:	low frequency:
7	SET UP TIME (MAX.)	230VAC : 1500ms 115VAC : 1500ms	I/P : 230VAC I/P : 115VAC O/P: FULL LOAD TA: 25°C	230VAC : 248ms 115VAC : 176ms
7	INPUT=230VAC/50HZ @ FULL LOAD CH1 : Output Voltage CH2 : AC Input Voltage		INPUT=115VAC/60HZ @ FULL LOAD CH1 : Output Voltage CH2 : AC Input Voltage	



15W High Reliable Green Medical Encapsulated Type MPM-15 series

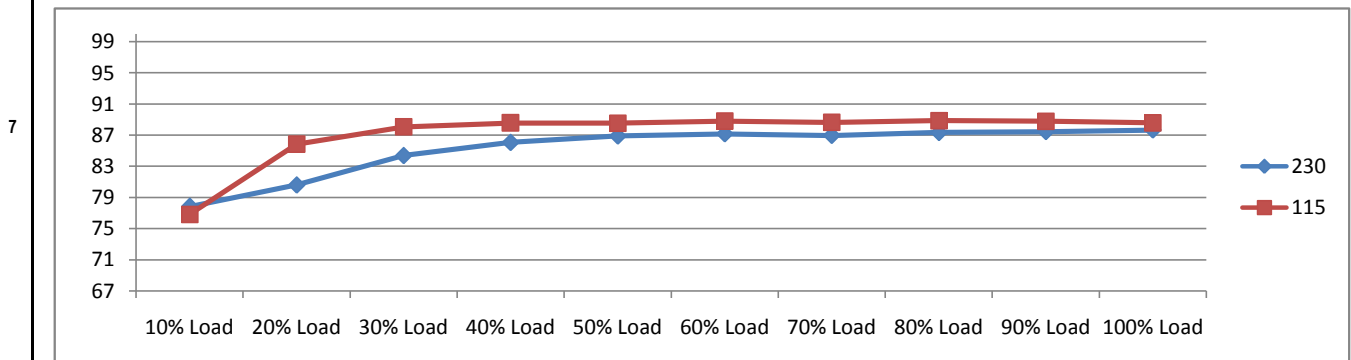
RISE TIME (MAX.)	230VAC : 30ms 115VAC : 30ms	I/P : 230VAC I/P : 115VAC O/P: FULL LOAD TA: 25°C	230VAC : 8.4ms 115VAC : 10.8ms
INPUT=230VAC/50HZ @ FULL LOAD CH1 : Output Voltage 	INPUT=115VAC/60HZ @ FULL LOAD CH1 : Output Voltage 		
HOLD UP TIME (TYP.)	230VAC : 40ms 115VAC : 10ms	I/P : 230VAC I/P : 115VAC O/P: FULL LOAD TA: 25°C	230VAC : 98.0ms 115VAC : 20.0ms
INPUT=230VAC/50HZ @ FULL LOAD CH1 : Output Voltage CH2 : AC Input Voltage 	INPUT=115VAC/60HZ @ FULL LOAD CH1 : Output Voltage CH2 : AC Input Voltage 		
DYNAMIC LOAD	V1 : 1000 mVp-p	I/P : 230VAC O/P: (1)Full/Min load 50% duty/120HZ (2)Full/Min load 50% duty/1KHZ TA: 25°C	V1: (1). 364mv (2). 322mv unit:mVp-p
FULL /MIN LOAD 50%DUTY / 120HZ 	FULL /MIN% LOAD 50%DUTY / 1KHZ 		



15W High Reliable Green Medical Encapsulated Type MPM-15 series

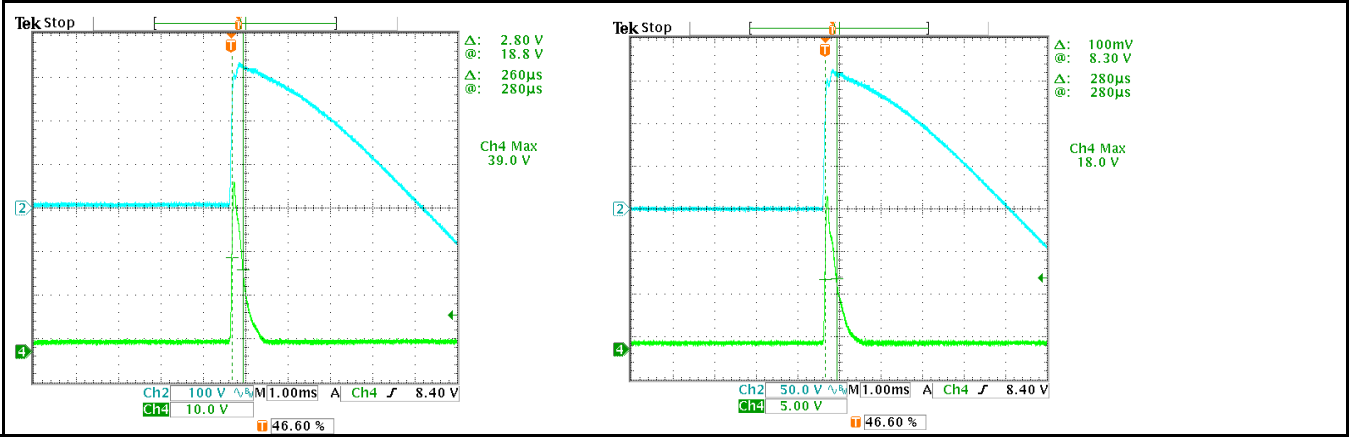
INPUT FUNCTION TEST

NO	TEST ITEM	SPECIFICATION	TEST CONDITION	RESULT
1	INPUT VOLTAGE RANGE	80VAC ~ 264VAC	I/P : TESTING O/P : FULL LOAD Ta : 25°C	73.0VAC ~ 264VAC
			I/P : LOW-LINE = 97VAC HIGH-LINE = 300VAC O/P : FULL/MIN LOAD ON:30 Sec ; OFF:30 Sec 10MIN (POWER ON/OFF NO DAMAGE)	TEST : OK
2	INPUT FREQUENCY RANGE	47HZ ~ 440HZ NO DAMAGE	I/P : 100VAC ~ 264VAC O/P : FULL-MIN LOAD Ta : 25°C	TEST : OK
3	INPUT CURRENT (TYP.)	0.3 / 230VAC	I/P : 230VAC	I= 0.1699 / 230VAC
		0.6 / 115VAC	I/P : 115VAC O/P : FULL LOAD TA : 25°C	I= 0.2673 / 115VAC
4	LEAKAGE CURRENT	< 80.00µA	I/P : 264VAC O/P : MIN LOAD TA : 25°C	Touch current 49.9 µA
5	NO LOAD POWER CONSUMPTION	< 0.075W	I/P : 230VAC O/P : MIN LOAD TA : 25°C	< 0.0409 W
	EFFICIENCY (TYP.)	85.5%	I/P : 230VAC O/P : FULL LOAD TA : 25°C	87.66 %



8	INRUSH CURRENT (TYP.)	45A / 230VAC 20A / 115VAC twidh= 555 us measured at 50% Ipeak COLD START	I/P : 230VAC I/P : 115VAC O/P : FULL LOAD TA : 25°C	I= 39.0A / 230VAC I= 18.0A / 115VAC T50= 260.0us / 230VAC
		INPUT=230VAC/50HZ @ FULL LOAD	INPUT=115VAC/50HZ @ FULL LOAD	

CH2 : AC Input Voltage CH4 : Input current (1V=1A) CH2 : AC Input Voltage CH4 : Input current (1V=1A)





15W High Reliable Green Medical Encapsulated Type MPM-15 series

PROTECTION FUNCTION TEST

NO	TEST ITEM	SPECIFICATION	TEST CONDITION	RESULT
1	OVER LOAD PROTECTION	110% ~ 150%	I/P: 264VAC I/P: 230VAC I/P: 100VAC O/P: TESTING Ta: 25°C	141.49% 264VAC 136.83% 230VAC 124.93% 100VAC Hiccup Mode
2	OVER VOLTAGE PROTECTION	5.80V ~ 6.80V	I/P: 264VAC I/P: 230VAC I/P: 80VAC O/P: MIN LOAD Ta: 25°C	6.30V 264VAC 6.30V 230VAC 6.30V 80VAC Shut down Re- power ON
3	OVER TEMPERATURE PROTECTION	Shut down Re- power ON	I/P: 264VAC I/P: 80VAC O/P: FULL LOAD	O.T.P. Active Shut down Re- power ON
4	SHORT PROTECTION	SHORT EVERY OUTPUT 1 HOUR NO DAMAGE	I/P: 264VAC I/P: 80VAC O/P: FULL LOAD Ta: 25°C	NO DAMAGE Hiccup Mode

COMPONENT STRESS TEST

NO	TEST ITEM	SPECIFICATION	TEST CONDITION	RESULT
1	PWM Power Transistor	U1 Rated : 800V 0.0A	I/P : 267VAC VDS : O/P : (1)Full Load Turn on (2) Output Short (3)Full load continue Ta : 25°C	VIN: 267VAC VDS: (1). 518.00V (2). 488.00V (3). 518.00V
2	O/P MOSFET	Q100 Rated : 100V 0.0A 0 Rated : 0V 0.0A	I/P : 267VAC VDS : O/P : (1)Full Load Turn on (2) Output Short (3)Full load continue Ta : 25°C	Q100 VDS : (1). 35.40V (2). 35.60V (3). 35.40V
3	Input Capacitor	C5 Rated : 33uf 400V	I/P : 267VAC O/P : (1)Full Load Turn on /Off (2)Min load Turn on /Off (3)Full Load /Min load Change (4)Full Load Continue Ta : 25°C	(1). 382.00V (2). 384.00V (3). 384.00V (4). 380.00V
4	Control IC	U1 Rated : 27V (max) -0.3 (min) U100 Rated : 27 -0.3	I/P : 267VAC O/P : (1)Full Load (2)Output Short (3)O.L.P (4)Low Line No Load Vo(min) Ta : 25°C	U1 U100 (1). 20.20V 11.10V (2). 16.00V 3.76V (3). 21.60V 11.40V (4). 16.00V 6.16V
9	Clamp Diode	D1 Rated : 1000V 1.0A	I/P : 267VAC O/P : (1)Dynamic Load Full/Min Load (2)Full load continue Ta : 25°C	(1). 442.00V (2). 440.00V

SAFETY & E.M.C. TEST

SAFETY TEST

NO	TEST ITEM	SPECIFICATION	TEST CONDITION	RESULT
1	WITHSTAND VOLTAGE	I/P-O/P : 4.000KVAC /min	I/P-O/P: 4.400KVAC /min Ta : 25°C	I/P-O/P: 0.91mA NO DAMAGE
2	ISOLATION RESISTANCE	I/P-O/P : 500VDC>100MΩ	I/P-O/P: 500VDC Ta : 25°C/70%RH	I/P-O/P: 9999.0MΩ NO DAMAGE

E.M.C. TEST

NO	TEST ITEM	SPECIFICATION	TEST CONDITION	RESULT
1	HARMONIC	EN61000-3-2 CLASS A	I/P : 230VAC /50HZ O/P : FULL LOAD Ta : 25°C	PASS



15W High Reliable Green Medical Encapsulated Type MPM-15 series

2	CONDUCTION	EN55011 CLASS B	I/P : 230VAC /50HZ O/P : FULL LOAD / 50% LOAD Ta : 25°C	PASS Test by certified Lab
3	RADIATION	EN55011 CLASS B	I/P : 230VAC /50HZ O/P : FULL LOAD Ta : 25°C	PASS Test by certified Lab
4	E.S.D	EN61000-4-2 MEDICAL AIR: 15KV / Contact: 8KV	I/P : 230VAC /50HZ O/P : FULL LOAD Ta : 25°C	CRITERIA A
5	E.F.T	EN61000-4-4 MEDICAL INPUT: 2KV	I/P : 230VAC /50HZ O/P : FULL LOAD Ta : 25°C	CRITERIA A
6	SURGE	IEC61000-4-5 MEDICAL L-N:1KV;L/N-PE: 2KV	I/P : 230VAC /50HZ O/P : FULL LOAD Ta : 25°C	CRITERIA A

RELIABILITY TEST

NO	TEST ITEM	SPECIFICATION	TEST CONDITION	RESULT																																																
1	TEMPERATURE RISE TEST	MODEL : MPM-15-5 1. ROOM AMBIENT BURN-IN : 1.0hrs IP: 230VAC O/P: 100% LOAD TA= 18.1°C 2. HIGH AMBIENT BURN-IN : 1.0hrs IP: 230VAC O/P: 100% LOAD TA= 60.1°C	<table border="1"> <thead> <tr> <th>NO.</th> <th>Positio</th> <th>ROOM AMBIENT 18.1°C</th> <th>HIGH AMBIENT Ta: 60.1°C</th> </tr> </thead> <tbody> <tr><td>1</td><td>LF1</td><td>52.8°C</td><td>87.1°C</td></tr> <tr><td>2</td><td>C6</td><td>57.6°C</td><td>91.9°C</td></tr> <tr><td>3</td><td>C5</td><td>61.1°C</td><td>95.4°C</td></tr> <tr><td>4</td><td>U1</td><td>84.5°C</td><td>113.5°C</td></tr> <tr><td>5</td><td>T1</td><td>63.3°C</td><td>98.2°C</td></tr> <tr><td>6</td><td>C105</td><td>52.8°C</td><td>90.3°C</td></tr> <tr><td>7</td><td>Q100</td><td>65.5°C</td><td>103.1°C</td></tr> <tr><td>8</td><td>BD1</td><td>64.2°C</td><td>96.5°C</td></tr> <tr><td>9</td><td>C1</td><td>55.1°C</td><td>89.2°C</td></tr> <tr><td>10</td><td>L100</td><td>61.6°C</td><td>100.1°C</td></tr> <tr><td>60</td><td>TA</td><td>18.1°C</td><td>60.1°C</td></tr> </tbody> </table>	NO.	Positio	ROOM AMBIENT 18.1°C	HIGH AMBIENT Ta: 60.1°C	1	LF1	52.8°C	87.1°C	2	C6	57.6°C	91.9°C	3	C5	61.1°C	95.4°C	4	U1	84.5°C	113.5°C	5	T1	63.3°C	98.2°C	6	C105	52.8°C	90.3°C	7	Q100	65.5°C	103.1°C	8	BD1	64.2°C	96.5°C	9	C1	55.1°C	89.2°C	10	L100	61.6°C	100.1°C	60	TA	18.1°C	60.1°C	
NO.	Positio	ROOM AMBIENT 18.1°C	HIGH AMBIENT Ta: 60.1°C																																																	
1	LF1	52.8°C	87.1°C																																																	
2	C6	57.6°C	91.9°C																																																	
3	C5	61.1°C	95.4°C																																																	
4	U1	84.5°C	113.5°C																																																	
5	T1	63.3°C	98.2°C																																																	
6	C105	52.8°C	90.3°C																																																	
7	Q100	65.5°C	103.1°C																																																	
8	BD1	64.2°C	96.5°C																																																	
9	C1	55.1°C	89.2°C																																																	
10	L100	61.6°C	100.1°C																																																	
60	TA	18.1°C	60.1°C																																																	
2	OVER LOAD BURN-IN TEST	NO DAMAGE 1 HOUR (MIN)	I/P : 230VAC O/P : 130.00% LOAD Ta : 25°C	TEST : OK																																																
3	LOW TEMPERATURE TURN ON TEST	NO DAMAGE 1 HOUR (MIN)	I/P : 264VAC / 100VAC O/P : FULL LOAD Ta : -40.0°C	TEST : OK																																																
4	HIGH HUMIDITY HIGH TEMPERATURE HIGH VOLTAGE TEST	AFTER 12 HOURS IN CHAMBER ON CONTROL 55°C NO DAMAGE	I/P : 272VAC O/P : FULL LOAD Ta : 55°C HUMIDITY= 95.0% RH	TEST : OK																																																
5	TEMPERATURE COEFFICIENT	±0.03% /(0°C~60°C)	I/P : 230VAC O/P : FULL LOAD	±0.0095% /(0°C~60°C)																																																
6	STORAGE TEMPERATURE TEST	1. Thermal shock Temperature : -50°C~ +125°C 2. Temperature change rate : 25°C / MIN 3. Dwell time low and high temperature : 30 MIN/EACH 4. Total test cycle : 100 CYCLE 5. Input/Output condition : STATIC		TEST : OK																																																
7	THERMAL SHOCK TEST	1. Thermal shock Temperature : -45°C ~ +60°C 2. Temperature change rate : 25°C / MIN 3. Dwell time low and high temperature : 30 MIN/EACH 4. Total test cycle : 16 CYCLE 5. Input/Output condition : 230VAC Full Load AC ON/OFF test turn on 3sec ; turn off 1sec @ 15CYCLE 230VAC Full Load AC ON turn on continue @ 1CYCLE		TEST : OK																																																



15W High Reliable Green Medical Encapsulated Type MPM-15 series

8	VIBRATION TEST	1 Carton & 1 Set (1) Waveform : Sine Wave (2) Frequency : 10~500Hz (4) Acceleration : 5G (5) Test Time : 60 min in each axis (X.Y.Z) (6) Ta : 25°C	TEST : OK
9	CAPACITOR LIFE CYCLE	:SUPPOSE C105 IS THE MOST CRITICAL COMPONENT (1) I/P : 230VAC O/P : FULL LOAD Ta= 25.0°C LIFE TIME (2) I/P : 230VAC O/P : FULL LOAD Ta= 55.0°C LIFE TIME (3) I/P : 230VAC O/P : 75% LOAD Ta= 55.0°C LIFE TIME (4) I/P : 230VAC O/P : 50% LOAD Ta= 55.0°C LIFE TIME	(1). 263894.4 HRS (2). 45010.6 HRS (3). 77648.3 HRS (4). 112737.4 HRS
10	MTBF	Conducted by Parts Stress Analysis Prediction 1210K hrs min. MIL-HDBK-217F (25°C)	
11	DMTBF /Accelerated Life test	Demonstration Mean Time Between Failure (Expected Life): Above 30000HRS @ TA 55°C	

TEST RESULT	TESTER	REVIEW	APPROVAL
PASS	LIUTT		WANGDZ