

**atli**

杭州腾力



*Creaf Value For Customers*

- ◆ **BOTTLE JACK**
- ◆ **LONG FLOOR JACK**
- ◆ **TELESCOPIC BOTTLE JACK**
- ◆ **PROFESSIONAL BOTTLE JACK**
- ◆ **ATV JACK**



**atlifi**

**HANGZHOU ATLI AUTO ACCESSORIES CO.,LTD.**

1. Adjustable screw saddle provides additional lifting ranges with support and stability
2. Wide, rugged base provides stability and strength
3. All critical stress points are reinforced for added durability and dependability
4. Meet ANS/ASME standards
5. Ideal for auto, truck service, farm, and shop use



## SEPARATED JACK



Model	Capacity (ton)	Min.H. (mm)	Max.H. (mm)	Lifting.H. (mm)	N.W (kg)	Adjust.H. (kg)	Q'ty/Ctn (pcs)	Package	Meas. (cm)	20°FCL (pcs)
ATBHJ-0202	2	158	308	90	2.4	60	10	Color Box	49x24x19	8000
ATBHJ-0202P	2	158	308	90	2.4	60	6	Plastic Box	34x34x25.5	5100
ATBHJ-0402	3	180	350	110	2.7	60	5	Color Box	58x13x21	5800
ATBHJ-0402P	4	180	350	110	2.7	60	6	Plastic Box	55x22x30	3960
ATBHJ-0602	5	200	405	125	4.3	80	5	Color Box	62x14x23	4500
ATBHJ-0602P	5	200	405	125	4.3	80	4	Plastic Box	40x27x33	3024
ATBHJ-0802	8	200	405	125	5.5	80	4	Color Box	28x28x23	3500
ATBHJ-1002	10	200	405	125	6.1	80	2	Color Box	28x15x23	3000
ATBHJ-1202	12	210	415	125	7.2	80	2	Color Box	31x16x24	2700
ATBHJ-1202S	12	170	305	85	6.4	50	2	Color Box	31x16x24	3000
ATBHJ-1602	15	225	445	140	9	80	2	Color Box	32x17x26	2100
ATBHJ-2002	20	235	440	145	11	60	2	Color Box	37x18x27	1700
ATBHJ-2002S	20	190	335	95	9.6	50	2	Color Box	37x18x22	2100
ATBHJ-2502	25	250	410	160	12.5	-	2	Color Box	37x18x27	1530
ATBHJ-3202	30	285	465	380	16	-	2	Color Box	38x20x30	1200
ATBHJ-3202H	32	285	465	180	18	-	2	Color Box	38x20x30	1080
ATBHJ-5002	50	285	465	180	21.6	-	1	Color Box	22x21x32	870
ATBHJ-5002H	50	300	480	180	33	-	1	Color Box	25x22x33	600
ATBHJ-10002	100	335	515	180	78	-	1	Color Box	34x28x38	230

## PROFESSIONAL BOTTLE JACK

1. Adjustable screw saddle provides additional lifting ranges with support and stability
2. Wide, rugged base provides stability and strength
3. All critical stress points are reinforced for added durability and dependability
4. Meet ANS/ASME standards
5. Ideal for auto, truck service, farm, and shop use



ATPBJ-0206    ATPBJ-0406    ATPBJ-0606    ATPBJ-0806

Model	Capacity (ton)	Min.H. (mm)	Max.H. (mm)	N.W (kg)	Adjust.H. (kg)	Lifting.H. (mm)	20°FCL (pcs)
ATPBJ-1206	12	229	452	11.5	83	140	1360
ATPBJ-2006	20	293	487	19.8	-	194	820
ATPBJ-1206S	12	165	241	9.5	-	76	1600
ATPBJ-2006S	20	178	272	14.8	-	94	1180



ATPBJ-1206    ATPBJ-2006    ATPBJ-1206S    ATPBJ-2006S

Model	Capacity (ton)	Min.H. (mm)	Max.H. (mm)	N.W (kg)	Adjust.H. (kg)	Lifting.H. (mm)	20°FCL (pcs)
ATPBJ-0206	2	184	369	6.5	7.0	1	4098
ATPBJ-0406	4	216	457	6.5	7.5	1	2600
ATPBJ-0606	6	229	489	7.5	8.0	1	2300
ATPBJ-0806	8	229	496	7.5	8.5	1	1750

## BOTTLE JACK



1. Adjustable screw saddle provides additional lifting ranges with support and stability
2. Wide, rugged base provides stability and strength
3. All critical stress points are reinforced for added durability and dependability
4. Meet ANS/ASME standards
5. Ideal for auto, truck service, farm, and shop use



ATBHJ-0203    ATBHJ-1003    ATBHJ-1203    ATBHJ-0403  
ATBHJ-1603    ATBHJ-0203    ATBHJ-0803    ATBHJ-2003

Model	Capacity (ton)	Min.H. (mm)	Max.H. (mm)	Lifting.H. (mm)	N.W (kg)	Adjust.H. (kg)	Q'ty/Ctn (pcs)	Package	Meas. (cm)	20°FCL (pcs)
ATBHJ-0203	2	181	345	2.7	48	116	116	Plastic Box	32x23x21	4098
ATBHJ-0203P	4	181	345	2.7	48	116	116	Color Box	34x34x28.5	2600
ATBHJ-0403	6	181	345	3.5	60	118	118	Plastic Box	33.5x25x23	2300
ATBHJ-0403P	8	181	345	3.5	60	118	118	Color Box	55x22x30	1750
ATBHJ-0603	2	216	413	4.5	70	127	127	Plastic Box	26x25x25	4098
ATBHJ-0603P	4	216	413	4.5	70	127	127	Color Box	40x24x33	2600
ATBHJ-0803	6	230	457	6.0	80	147	147	Color Box	28x26x26	2300
ATBHJ-1003	8	230	460	6.6	80	150	150	Color Box	29x28x26	1750
ATBHJ-1203	2	235	2	7.8	80	154	154	Color Box	32x16x26.5	4098
ATBHJ-1603	4	230	2	9.0	80	150	150	Color Box	32x17x26	2600
ATBHJ-2003	6	242	2	11.0	60	150	150	Color Box	34x18x27	2300

1. Adjustable screw saddle provides additional lifting ranges with support and stability
2. Wide, rugged base provides stability and strength
3. All critical stress points are reinforced for added durability and dependability
4. Meet GS/CE standards
5. Ideal for auto, truck service, farm, and shop use

## BOTTLE JACK



ATDBJ-1004



ATDBJ-1204



ATDBJ-1604



ATDBJ-2004



ATDBJ-0404P



ATDBJ-3204



ATDBJ-5004



ATDBJ-0204



ATDBJ-0404



ATDBJ-0604



ATDBJ-0804

Model	Capacity (ton)	Min.H. (mm)	Max.H. (mm)	Lifting.H. (mm)	Adjust.H. (pcs)	Q'ty/Ctn (pcs)	Package	N.W (kg)	Meas (cm)	20°FCL (pcs)
ATDBJ-0204	2	158	308	90	60	10	Color Box	2.4	49X24X19	8000
ATDBJ-0204P	pvc2	158	308	90	60	6	Plastic Box	2.4	46X26X23	5100
ATDBJ-0404	3 or 4	195	380	125	60	8	Color Box	3.5	55X22X30	5520
ATDBJ-0404P	pvc 3 or 4	195	380	125	60	6	Plastic Box	3.5	38X28X23	3960
ATDBJ-0604	5 or 6	200	405	125	80	6	Color Box	4.3	40X27X33	4500
ATDBJ-0604P	pvc 5 or 6	200	405	125	80	4	Plastic Box	4.3	30X29X27	3024
ATDBJ-0804	8	236	476	160	80	4	Color Box	6.4	30X29X27	3000
ATDBJ-1004	10	240	480	160	80	4	Color Box	7.2	30X29X27	2600
ATDBJ-1204	12	245	485	160	80	2	Color Box	8.3	35X17X27	2500
ATDBJ-1604	15 or 16	245	485	160	80	2	Color Box	9.5	35X17X27	2000
ATDBJ-2004	20	250	490	160	80	2	Color Box	11.0	37X18X27	1700
ATDBJ-3204	30 or 32	285	465	180	-	2	Color Box	16.0	38X20X30	1200
ATDBJ-5004	50	285	465	180	-	1	Color Box	2.6	22X21X32	870




## BOTTLE JACK

1. Adjustable screw saddle provides additional lifting ranges with support and stability
2. Wide, rugged base provides stability and strength
3. All critical stress points are reinforced for added durability and dependability
4. Meet CE Certificare
5. Dual stage rams provides higher lifting range.
6. Ideal for auto, truck service, farm, and shop use

Model	Capacity (ton)	Min.H. (mm)	Max.H. (mm)	Lifting.H. (mm)	Adjust.H. (pcs)	Q'ty/Ctn (pcs)	Package	N.W (kg)	Meas (cm)	20'FCL (pcs)
ATDBJ-0204	2	181	345	116	60	6	Color Box	2.7	49X24X19	7056
ATDBJ-0204B	pvc2	181	345	116	60	6	Plastic Box	2.7	46X26X23	5004
ATDBJ-0404	3 or 4	195	373	118	60	6	Color Box	3.5	55X22X30	5520
ATDBJ-0404P	pvc 3 or 4	195	373	118	60	6	Plastic Box	3.5	38X28X23	3960
ATDBJ-0604	5 or 6	216	413	127	80	4	Color Box	4.6	40X27X33	4200
ATDBJ-0604P	pvc 5 or 6	216	413	127	80	4	Plastic Box	4.6	30X29X27	3024
ATDBJ-0804	8	230	456	146	60	4	Color Box	5.8	55X22X30	3200
ATDBJ-1004	10	230	460	150	60	4	Color Box	6.8	38X28X23	2860
ATDBJ-1204	12	235	469	154	80	2	Color Box	7.6	40X27X33	2450
ATDBJ-1604	15 or 16	230	460	150	80	2	Color Box	9.0	30X29X27	2100
ATDBJ-2004	20	242	452	150	80	2	Color Box	11.0	40X27X33	1700

## FARM JACK



1. Lift, pull, winch, push, hoist from 50 up to 7,000 lbs
2. Cast components assure long life and trouble free operation
3. Hot rolled-formed, alloy steel beam is made strong and reliabolts
4. Beam holes accomodate attachment of clevis pins, chains, boiys, ropes, etc
5. Hollow, special high tensile steel handle locks against beam for convenient storage
6. Base is heavily ribbed for strength and load stability

Model	Size	Min.Ht. (mm)	Max.Ht. (mm)	N.W (kg)	Meas (cm)	40'FCL (pcs)
ATFJ-20	20"	110	370	8.53	54x24x14	1450
ATFJ-33	33"	110	675	10.3	89x24x14	920
ATFJ-48	48"	110	1050	12.4	124x24x14	650
ATFJ-60	60"	110	1350	13.5	154x24x14	520

## TELESCOPIC BOTTLE JACK



1. Adjustable screw saddle provides additional lifting ranges with support and stability
2. Wide, rugged base provides stability and strength
3. All critical stress points are reinforced for added durability and dependability
4. Meet CE Certificare
5. Dual stage rams provides higher lifting range.
6. Ideal for auto, truck service, farm, and shop use



Model	Capacity (ton)	Min.H. (mm)	Max.H. (mm)	Lifting.H. (mm)	Adjust.H. (pcs)	Q'ty/Ctn (pcs)	Package	G.W./Ctn (kg)	Meas (cm)	20°FCL (pcs)
ATBHJ-0208A	2	161	386	165	60	5	Plastic Box	3.7	64.5x14x22	4400
ATBHJ-0208	2	161	374	165	48	5	Plastic Box	3.7	64.5x14x22	4400
ATBHJ-0308	3	195	445	250	-	5	Plastic Box	3.5	63x13x21.5	4700
ATBHJ-0408A	4	200	490	230	60	4	Plastic Box	5.0	30x27x23	3200
ATBHJ-0408P	4	160	380	170	50	4	Plastic Box	4.6	30x27x19	3700
ATBHJ-0408	4	230	540	250	60	2	Plastic Box	6.5	29X17X26	2500
ATBHJ-0608	6	230	480	250	-	2	Plastic Box	7.0	29X17X26	2450
ATBHJ-0808	8	240	605	285	80	2	Plastic Box	8.9	31.5x16.5x27	2000
ATBHJ-1208	12	220	480	200	60	2	Plastic Box	11.0	30x24x25	1500
ATBHJ-1608	16	265	605	280	60	2	Plastic Box	15.5	37.5x19x29.5	1200

## SAFETY JACK



## QUICK SPEED JACK



Model	Capacity (ton)	Min.H. (mm)	Max.H. (mm)	N.W (kg)	Lifting.H. (mm)	Adjust.H. (mm)	20°FCL (pcs)
ATBJ-1202	12	242	447	9.2	125	80	2100
ATBJ-2002	20	242	432	11.8	130	60	1600

Model	Capacity (ton)	Min.H. (mm)	Max.H. (mm)	N.W (kg)	Lifting.H. (mm)	Adjust.H. (mm)	20°FCL (pcs)
ATQJ-1202	12	210	390	8.0	110	70	2100
ATQJ-2002	20	230	445	12.0	135	80	1500

## BOTTLE JACK

1. Adjustable screw saddle provides additional lifting ranges with support and stability
2. Wide, rugged base provides stability and strength
3. All critical stress points are reinforced for added durability and dependability
4. Meet GS/CE Certificare
5. Ideal for auto, truck service, farm, and shop use



ATBHJ-0204

ATBHJ-0404

ATBHJ-0604

ATBHJ-0804

ATBHJ-0404P

ATBHJ-1004

Model	Capacity (ton)	Min.H. (mm)	Max.H. (mm)	Lifting.H. (mm)	Adjust.H. (pcs)	Q'ty/Ctn (pcs)	Package	G.W. (kg)	Meas (cm)	20'FCL (pcs)
ATDBJ-0204	2	158	308	90	60	10	Color Box	2.4	49X24X19	8000
ATDBJ-0204P	pvc2	158	308	90	60	6	Plastic Box	2.4	46X26X23	5100
ATDBJ-0404	3 or 4	180	350	125	60	5	Color Box	3.5	55X22X30	5520
ATDBJ-0404P	pvc 3 or 4	180	350	125	60	6	Plastic Box	3.5	38X28X23	3960
ATDBJ-0604	5 or 6	200	405	125	60	5	Color Box	4.3	40X27X33	4500
ATDBJ-0604P	pvc 5 or 6	200	405	125	60	4	Plastic Box	4.3	30X29X27	3024

Model	Capacity (ton)	Min.H. (mm)	Max.H. (mm)	Lifting.H. (mm)	Adjust.H. (pcs)	Q'ty/Ctn (pcs)	Package	G.W. (kg)	Meas (cm)	20'FCL (pcs)
ATDBJ-0804	8	200	405	125	80	4	Color Box	5.5	28x28x23	8000
ATDBJ-1004	10	200	405	125	80	4	Color Box	6.1	28x15x23	5100
ATDBJ-1204	12	210	415	125	80	2	Color Box	7.2	31x16x24	5520
ATDBJ-1604	15 or 16	225	445	140	80	2	Color Box	9.0	32x17x26	3960
ATDBJ-2004	20	235	440	145	80	2	Color Box	11.0	37x18x27	4500

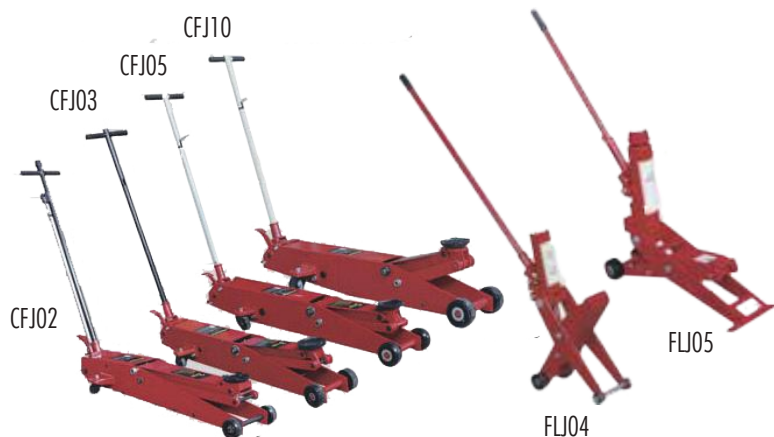


ATBHJ-1204

ATBHJ-1604

ATBHJ-2004

## LONG FLOOR JACK



Model	Capacity (ton)	Min.H. (mm)	Max.H. (mm)	N.W. (kg)	Q'ty/Ctn (pcs)	Meas. (cm)	20'FCL (pcs)
CFJ02	2	140	800	62.0	1	126x42x21	220
CFJ03	3	145	610	71.0	1	153x43x33	130
CFJ05	5	140	570	90.0	1	153x43x33	130
CFJ10	10	170	580	130.0	1	166x52x37	112
FLJ04	4	65	415	31.5	1	67x23x38	450
FLJ05	5	65	425	45.0	1	70x23x32	380

## LONG RAM JACK



ATLI-0307

ATLI-0807

ATLI-0807D

Model	Capacity (ton)	Min.H. (mm)	Lifting.H. (mm)	N.W (kg)	20'FCL (pcs)
ATLI-0307	3	620	495	9.5	2000
ATLI-0807	8	620	495	12.5	1440
ATLI-0807D	8	620	495	13.5	1400

## BOTTLE JACK



ATBHJ-0405B

ATBHJ-0205

ATBHJ-0405

ATBHJ-0605

Model	Capacity (ton)	Min.H. (mm)	Max.H. (mm)	Lifting.H (mm)	Adjust.H. (mm)	N.W (kg)	Package	Q'ty/ctn (pcs)	Meas (cm)	20'FCL (pcs)
ATBHJ-0205	2	178	344	116	50	2.6	Color Box	6	32x23x21	7056
ATBHJ-0205B	pvc2	178	344	116	50	2.6	Plastic Box	6	34x34x28.5	5004
ATBHJ-0405	4	195	373	118	60	3.6	Color Box	6	33.5x25x23	5400
ATBHJ-0405B	pvc4	195	373	118	60	3.6	Plastic Box	6	55x22x30	3960
ATBHJ-0605	6	216	413	127	70	4.6	Color Box	4	26x25x25	4200
ATBHJ-0605B	pvc	216	413	127	70	4.6	Plastic Box	4	40x27x33	3024

## SRCREW JACK



ATSC2

ATSC3.2

ATSC5

ATSC8

ATSC12

ATSC16

ATSC50

ATSC100

Model	Capacity (ton)	Min.H. (mm)	Lifting.H. (mm)	Q'ty/Ctn (pcs)	G.W./Ctn (kg)	Meas (cm)	20'FCL (pcs)
ATSC2	2	180	210	5	21	63.5x20.5x21.5	220
ATSC3.2	3.2	200	110	4	24	53.5x26x16	130
ATSC5	5	250	130	4	29	55x28.7x18	130
ATSC8	8	260	140	4	30	55x28.7x18	130
ATSC10D	10	200	75	4	26	51x31.5x19	130
ATSC10	10	280	150	3	30	37x36x21	130
ATSC16	16	320	180	2	25	37x36x21	130
ATSC20D	20	225	90	2	20	37x36x21	130
ATSC20	20	325	180	2	26	37x36x21	220
ATSC25	25	275	130	2	22	44.5x42.23.5	130
ATSC32D	32	320	150	2	38	44.5x42.23.5	130
ATSC32	32	395	200	2	42	49x32.5x26	130
ATSC50D	50	330	150	1	33	49x32.5x26	130
ATSC50	50	452	250	1	40	52x39x33	130
ATSC100	100	452	200	1	76	52x39x33	130
ATSC200	200	472	200	1	130	57x49x42	130



## SEPARATED JACK

1. Smooth action 4 ton hydraulic power unit provides easy operation
2. Various attachments included for easy setup to push, pull, or spread material customized to the task
3. Extra length hose with snap fitting for added convenience for hard to reach areas
4. Rubber grip handle for added comfort
5. Meet ANSI/ASME&CE/GS standards

Model	Capacity (ton)	Min.H. (mm)	Lifting.H. (mm)	Q'ty/Ctn (pcs)	N.W (kg)	Meas (cm)	20'FCL (pcs)
ATSJ-0401	4	270	125	1	17.0	61x15x18.5	600
ATSJ-0401A	4	270	125	1	17.0	57x27x18	1000
ATSJ-1001	10	358	135	1	30.0	75x43x18	470
ATSJ-1001A	10	358	135	1	31.0	76x32x17.5	600
ATSJ-100P	10	358	135	1	32.0	95x41x22	350

ATSJ-1001



ATSJ-1001P



ATSJ-0401A



ATSJ-1001A



ATSJ-0401



ATJS-0303H

ATJS-0603H

ATJS-0203

ATJS-0303

## JACK STAND

1. Oversized saddles provide positive contact and added stability
2. Dual purpose handle for saddle column lock release and portable transport
3. All welded steel frame construction with cast iron support arms with rust resistant finish longer tool life
4. Built to suit the needs of all trades from Profession to the DIY'er
5. Meet ANSI/ASME&CE standards



ATJS-0603

ATJS-1203

Model	Capacity (ton)	Min.H. (mm)	Max.H. (mm)	N.W (kg)	Q'ty/Ctn (pcs)	Meas. (cm)	20'FCL (pcs)
ATJS-0203	2	275	420	5.0/Pair	1	21.5x20.5x33	2100
ATJS-0303	3	295	428	5.1/Pair	1	21.5x20.5x33	2100
ATJS-0603	6	405	595	9.2/Pair	1	29x25x44.2	880
ATJS-1203	12	500	750	24.0/Pair	1	33.5x33.59	430
ATJS-0303H	3	298	428	6.1/Pair	1	21x20x33	2100
ATJS-0603H	6	410	603	11.7/Pair	1	29x25x44.2	880

1. Oversized saddles provide positive contact and added stability
2. Dual purpose handle for saddle column lock release and portable transport
3. All welded steel frame construction with cast iron support arms with rust resistant finish longer tool life
4. Built to suit the needs of all trades from Profession to the DIY'er
5. Meet ANSI/ASME & CE standards

## FLOOR JACK



HFJ-10202



HFJ-10202P



Model	Capacity (ton)	Min.H. (mm)	Max.H. (mm)	N.W (kg)	G.W (kg)	Package	Q'ty/Ctn (pcs)	Meas. (cm)	20'FCL (pcs)
HFJ201	2	125	300	6.5	7.0	color box	1	126x42x21	2600
HFJ201P	2	125	300	6.5	7.5	blow case	1	153x43x33	2400
HFJ202	2	135	335	7.5	8.0	color box	1	153x43x33	2100
HFJ202P	2	135	335	7.5	8.5	blow case	1	166x52x37	1900
HFJ203	2	135	335	8.5	9.0	color box	1	67x23x38	2100
HFJ203	2	135	335	8.5	9.5	blow case	1	70x23x32	1900
HFJ204	2	135	350	9.5	10.0	color box	1	126x42x21	1900
HFJ204P	2	135	350	9.5	10.5	blow case	1	153x43x33	1500
HFJ10202	2	135	340	9.0	9.5	color box	1	-	1900
HFJ10202P	2	135	340	9.0	10.0	blow case	1	-	1800
HFJ3L	3	140	460	22.0	23.0	color box	1	67x23x38	630
HFJ3	3	135	495	30.0	31.0	color box	1	70x23x32	530

## SCISSOR JACK



Model	Capacity (ton)	Min.H. (mm)	Max.H. (mm)	N.W (kg)	Q'ty/Ctn (pcs)	Meas. (cm)	20'FCL (pcs)
HSJ-1000L	1	90	310	2.0	10	51x37x21	6500
HSJ-1000	1	90	350	2.8	10	52x43x22	5800
HSJ-1500	1.5	105	380	3.2	10	64x44.5x22	4280
HSJ-2000	2	105	380	3.3	10	64x44.5x22	4280

## ATV JACK



ATMJ-5001



ATPB-5003

Model	Capacity (ton)	Min.H. (mm)	Max.H. (mm)	N.W (kg)	Q'ty/Ctn (pcs)	Meas. (cm)	20'FCL (pcs)
GM5001	1500	130	430	32.5	1	89x45x14	480
GM5003	1500	120	380	28	1	82x41x13	600



ATABJ-3009

## HYDRAULIC AIR BOTTLE JACK

1. Operate manually or pneumatically with as little as 120 PSI
2. Convenient carrying handle and a 360 degree swivel air hose allows for easy transport and operation
3. Automation release valve prevents accidental overloading
4. Saddle extension provides additional lifting ranges with support and stability
5. Ideal for a wide variety of tasks for automobiles, trucks, construction sites and commercial/industrial work



ATABJ-1209



ATABJ-2009



ATABJ-5009

Model	Capacity (ton)	Min.H. (mm)	Lifting.H. (mm)	Adjust.H. (mm)	Q'ty/Ctn (pcs)	N.W (kg)	Meas (cm)	20°FCL (pcs)
ATABJ-1209	12	250	150	80	1	12	24X18X27	1400
ATABJ-2009	20	260	150	80	1	16	28X20X28	1030
ATABJ-3009	30	280	190	-	1	25	30X30X29	730
ATABJ-5009	50	280	190	-	1	31	52X23X29	500

## MOTORCYCLE LIFT TABLE



MLT01

Model	Capacity (lbs)	Min.Ht (mm)	Max.Ht (mm)	N.W (kg)	G.W (kg)	PackageSize (cm)	40°FCL (pcs)
MLT01	800	220	780	97.0	115.0	1650x650x360	130

## WELDING / FOLDABLE



ATJS-0203 ATJS-0303 ATJS-0203F ATJS-0303F ATJS-0603F

Model	Capacity (ton)	Min.H. (mm)	Max.H. (mm)	N.W (kg)	Q'ty/Ctn (pcs)	Meas. (cm)	20°FCL (pcs)
GS0203F	2	280	355	3.2/Pair	10pair	67x27x31	4500pairs
GS0303F	3	275	385	3.3/Pair	10pair	67x27x31	4500pairs
GS0603F	6	350	580	7.2/Pair	2pair	29x22.5x42	2000pairs
GS0203	2	260	350	3.1/Pair	6pair	54x47x32.5	2100pairs
GSF0303	3	385	565	4.4/Pair	2pair	48x38x36	830pairs

## SHOP PRESS

1. Adjustable screw saddle provides additional lifting ranges with support and stability
2. Wide, rugged base provides stability and strength
3. All critical stress points are reinforced for added durability and dependability
4. Meet CE Certificare
5. Dual stage rams provides higher lifting range.
6. Ideal for auto, truck service, farm, and shop use

ATPS-1002



ATPS-0602



ATPS-1202



ATPS-2002



ATPS-2002



ATPS-3002P



ATPS-3002



ATSP-2020D

ATSP-2020C


Model	Capacity (ton)	Product Size LxWxH(mm)	Working range (mm)	Q'ty/Ctn (pcs)	N.W (kg)	Meas (cm)	20'FCL (pcs)
ATPS-0602	6	510x500x520	370	1	32.0	108x15.6x25	500
ATPS-1202	12	580x500x1230	630	1	46.0	130x19x22	350
ATPS-2002	20	680x700x1450	700	1	82.0	1#150x14.5x10 2#84x26x29	210
ATPS-2002H	20	680x700x1450	700	1/2	102.0	174x24x32	168
ATPS-3002	30	760x700x1500	700	1	128.0	155x32x35	120
ATPS-1002P	10	650x500x1500	630	1	53.0	127x26x15	350
ATPS-2002P	20	800x700x1750	700	1	108.0	174x24x32	180
ATPS-3002P	30	830x700x1780	700	1	126.0	155x32x55	120



ATSP-2012



ATSP-2050




ATSP-2040S



ATSP-2030B



ATSP-2040



ATSP-2050Q



Model	Capacity	N.W (kg)	Lifting Range (mm)	Q'ty/Ctn (pcs)	Meas (cm)	20'FCL (pcs)
ATSC-0507	0.5ton	26.0	120-1290	1	83x26x20	550
ATSC-1007	1 ton	76.0	330-1760	1/2	1#-142x32x16.5 2#-60x38x9	215
ATSC-1007L	1 ton	68.0	340-1770	1/2	1#-142x31.5x16 2#-75x38x9	260
ATSC-2007	2 ton	84.0	280-1840	1/2	1#-155x32x16.5 2#-89x38x9	210
ATSC-2007H	2 ton	105.0	280-1840	1/2	1#-155x32x16.5 2#-89x38x9	168
ATSC-2007E	CRANE:2ton STAND:1000lbs	112.0	280-1840	1/2	1#-142x32x16.5 2#-60x38x9	140
ATSC-2007P	2 ton	97.0	280-1840	1/2	1#-142x32x16.5 2#-60x38x9	170
ATSC-1007S	1000lbs	42.0	400-1980	1/2	1#-130x28x18 2#-30x30x32	290
ATSC-2007S	2000lbs	47.0	400-1980	1/2	1#-130x28x18 2#-30x30x32	290

## SHOP CRANE

- 1.Heave gauge welded steel construction
- 2.Breaks down in seconds for transoprtion and storage
- 3.Heavy-duty full swivel casters provides easy maneuverability and positinging
- 4.Telescoping boom permits multiple length adjustments
- 5.Wide base provides controlled lowering
- 6.Forged steel grab hook



## PIPE BENDER



ATPB-1202



ATPB-1602

Model	Capacity (ton)	Min.H. (mm)	Working range. (mm)	N.W (kg)	Bending die	Q'ty/Ctn (pcs)	Meas. (cm)	20'FCL (pcs)
ATPB-1202	12	535	235	40	1/2",3/4",1"1-1/4",1-1/2",2"	1	64.5x57x18	400
ATPB-1602	16	585	240	67	1/2",3/4",1"1-1/4",1-1/2",2",2-1/2",2-3"	1	68x64x19	320

## ENGINE STAND

1. Convenient 360 degree rolling head provides various engine positions for fast operator assembly and tear down
2. Oversized swivel caster for easy maneuverability
3. Adjustable engine supports adapt to all engine configurations
4. Heavy duty all steel frame construction with cast iron support arms with rust resistant finish for longer tool life



ATIS-0753



ATIS-1003

ATES-2003



ATIS-1253




ATIS-1503

Model	Capacity (ton)	Product Size LxWxH(mm)	N.W (kg)	Q'ty/Ctn (pcs)	Meas (cm)	20'FCL (pcs)
ATIS-0753	750	750x800x855	20.0	1	90x19x18	880
ATIS-1003	1000	820x790x855	23.0	1	90x20x18	830
ATIS-1253	1250	750x760x950	29.0	1	82x33x19	520
ATIS-1503	1500	750x750x890	32.0	1	82.5x36x20.5	430
ATES-2003	2000	1070x800x910	47.0	1	84x57x20	280

## HYDRULIC LOG SPLITTER



HLS10A



HLS10

Model	Capacity (ton)	Min.H. (mm)	Ram stroake	Cradle Dimensions	Base Dimensions	N.W (kg)	Meas (cm)	20'FCL (pcs)
HLS10	10	18-1/2"	7"	3/4"-1/8"	43"x7-1/2"x35-1/2"	39	49X24X19	8000
HLS10A	10	18-1/2"	7"	3/4"-1/8"	43"x7-1/2"x35-1/2"	39	46X26X23	5100

Model	Product size	G.W (kgs/pc)	N.W (kgs/pc)	Q'ty/Ctn (pcs)	Package size	20'FCL (pcs)
ATTB01	57.5x24.5x22	3.5	3.0	1	59.5x26.5x24	675
ATTB02	76.5x35.5x24.5	6.5	5.5	1	78.5x37.5x26.5	380
ATTB03	123x38x38	14	14	1	125x40x40	110
ATTB04	145x52x46	23	21	1	147x54x48	65

## TRUCK BOX

ATTB01

ATTB02

ATTB03

ATTB04

1. Manufacture from 1.5mm or stitible fully welded aluminum checker plate
2. Light weight but ultra strong
3. Strong concealed side handle
4. Suits all light trucks
5. Fully welded could be 100% water proof




## ALUMINUM RAMP

ATAR-003

ATAR-004

ATAR-005

ATAR-006



Model	Length (cm)	N.W (kg)	G.W (kg)	Width (cm)	Load capacity (kg)	Package size (cm)	20'FCL (pcs)	40'FCL (pcs)
ATAR-001	180	6.6	7.5	29.3	200	96x33x17	588	1135
ATAR-002	180	6.6	7.5	29.3	400	186x33x7.5	650	1250

Model	Open Size (cm)	N.W (kg)	G.W (kg)	Folded Size (cm)	Load capacity (kg)	Package size (cm)	20'FCL (pcs)	40'FCL (pcs)
ATAR-003	92x36x5	4.7	5.7	46X36X15.3	136	48x39.5x16.5	888	1870
ATAR-004	122x36x5	6.0	7.0	61X36X15.3	136	63.5x39.5x16.5	670	1415
ATAR-005	152x36x5	7.3	8.3	76X36X15.3	136	96x33x17	540	1140
ATAR-006	183x36x5	8.5	10.0	91.5X36X15.3	136	186x33x7.5	450	950

ATAR-001

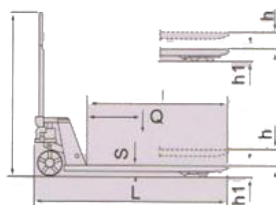
ATAR-002



## HAND PALLET TRUCK



Model	Capacity (ton)	Lifting.H. h(mm)	Max.H. h(mm)	Total length L(mm)	Fork width W(mm)	Fork size SxExL(mm)	N.W (kg)	20'FCL (pcs)
520x1150	2	120	80	1525	520	51x150x1150	65.0	198
680x1200	2	120	80	1530	680	51x150x1200	70.0	180





HANGZHOU ATLI AUTO ACCESSORIES CO.,LTD.  
杭州腾力汽配有限公司  
ATLI INDUSTRY CO.,LIMITED  
杭州腾力工贸有限公司

NO.1-1207 Tongren Jinhua Bld  
NO.616,Gudun Rd, HangZhou, 310015, ZheJing, China  
浙江省杭州市古墩路616号同人精华大厦1号楼1207室  
www.atlifix.com sales@atlifix.com  
TEL:+86571 85839981 FAX:+86571 85839982