



atli

- ROOF TOP TENT
- BICYCLE RACK
- PACKING RACK
- REPAIR RACK
- PACKING RACK
- HITCH BALL
- LUGGAGE STRAP



ABOUT US

ATLIRACK is a manufacturer held by ATLI group. Main products include Car roof racks, car roof box, car bike carrier, kayak carrier, bike stand and repairing rack, ski rack, ect. Atlirack own 25000m² factory, around 150 workers, and apply CE,GS, ISO certificate. Welcome to do cooperation with Atlirack.

ATLIRACK have a good reputation in auto accessories market. We have good cooperation with Alibaba, Frankfurt Auto Show, Sinosure,, Made-in-China. We show our real transaction history on Alibaba. Trade Assurance will Build Credibility between us.

ATLIRACK own professional sales supports, technical support, QC team, logistics team. Creat values for customers is our goal. We promise to give you High Quality, Competitive products, and satisfied service!

ATLIRACK Sales center located in Hangzhou, the capital of Zhejiang province, near to Westlake. It is about 150km to Shanghai, and 100Km to Ningbo. Welcome to send enquiry to us sales@atlirack.com export@atlirack.com

CONTENTS

A silver SUV is shown from a rear three-quarter view, parked on a field of dry, golden-brown grass. The vehicle's roof rack is loaded with a large blue tent and other gear. The sun is low on the horizon, creating a bright lens flare effect behind the SUV. The background consists of a line of trees under a clear sky.

ROOF RACK SERIES

P01-10

REPAIR RACK SERIES

P7-14

PACKING RACK SERIES

P15-19

LUGGAGE STRAP SERIES

P20-28


HITCH BALL SERIES

P29-36

HARD SHELL CAR ROOF TENT RR3501



Size	Open Size (LxWxH)	Capacity	Open Method			Packing Size	Shell Material
			Hand-operated	Hydraulic Automatic	Remote electric control		
S-125	210*125*96 cm	2 adults	RR3501-125	RR3501A-125	RR3501B-125	235*135*35 cm	Fiber Glass
M-130	210*130*85 cm	2 adults	---	RR3501A-130	---	225*142*36 cm	ABS
L-145	210*145*96 cm	2 adults +1 child	---	RR3501A-145	---	232*160*35 cm	Fiber Glass/ABS
XL-165	210*165*96 cm	3 adults	---	RR3501A-165	---	232*180*35 cm	Fiber Glass



Product Description:

1. Body Fabric: 230g Polyester- Cotton canvas(material)
2. PU coated, Water Proof, Anti-UV
3. Accessories: wrench, ladder, lamp, Iron plate, Screws



Packing

Accessories

HARD SHELL CAR ROOF TENT RR3506



Product Description:

- 1.Body material: ABS+ASA+Fiberglass Loading capacity: 200 kg
 - 2.Body fabric: Rip-stop Polyester-cotton canvas,PU coating,anti-UV,water resistance,color to be advised
 - 3.Mattress: high-density non deformable sponge
 - 4.Ladder: extensible aluminum ladder
 - 5.Max bearing: 300kg
- Color: Black/ Grey/ White

RR3506-120 L200xW120cm (folded size)

RR3506-130 L215xW130cm (folded size)

The unfolded open size(H) can be OEM,85cm/110cm/150cm/160cm



CAR ROOF TENT RR3507

Product Description:

- 1.Body fabric: T/C 280GSM water proof ,uv proof,water proof canvas, PU coating,w/p 2000m,strong ventilate.
- 2.Mattress: high-density and fire resistant sponge with 200cm*134cm*6cm.
- 3.Ladder: 2.3m strong aluminum alloy round ladder
- 4.Capacity: 250-300kg
- 5.Open: hydraulic automatic open
- 6.Up and down cover: strong ABS special treat s/s bracket,strong capacity.
- 7.Cover color optional: white and black

RR3507

Opening size:200x137x113cm
G.W/N.W: 45/40 kg
Packing size:210x145x22





NORMAL SIZE CAR ROOF TENT RR3508



Type	Size	Open Size	Capacity	Model No	Packing Size
Normal	XS-123	200*123*100 cm	2 adults	RR3508	123*26*105 cm
	S-140	240*140*130 cm	2 adults+1 child	RR3508A	145*125*30 cm
	M-160	240*160*130 cm	2 adults+2 childs	RR3508B	165*125*28 cm
	L-190	240*190*130 cm	2 adults+3 childs	RR3508C	195*125*28 cm

Product Description:

- 1.Body fabric: 280TG, color to be advised, PU coating 2000MM, W/P, W/R, UV50+
- 2.Flysheets fabric: 420D oxford,W/P, W/R, UV50+
- 3.Bottom cover: PVC
- 4.Ladder: 2M extensible aluminum ladder
- 5.Mattress: 50MM high-density foam mattress, density 38



NORMAL SIZE CAR ROOF TENT WITH CHANGING ROOM RR3518



KINGSIZE CAR ROOF TENT RR3509



Type	Size	Open Size	Capacity	Model No	Packing Size
Lengthen	S-140	310*140*130 cm	2 adults+1 child	RR3509	145*125*28 cm
	M-160	310*160*130 cm	2 adults+2 childs	RR3509A	165*125*28 cm
	L-190	310*190*130 cm	2 adults+3 childs	RR3509B	195*125*28 cm

NORMAL SIZE CAR ROOF TENT WITH CHANGING ROOM RR3519

Product Description:

- 1.Body fabric: 280TG, color to be advised, PU coating 2000MM, W/P, W/R, UV50+
- 2.Flysheet fabric: 420D oxford,W/P, W/R, UV50+
- 3.Bottom cover: PVC
- 4.Ladder: 2M extensible aluminum ladder
- 5.Mattress: 50MM high-density foam mattress, density 38





TRUCK ROOF TENT RR3510

Product Description:

Size: 315x180x170cm
Fabric: 210D oxford
Frame: fiberglass
Layer: double
Fitting: lines + ladder
Packing: 75x25x23cm
Color: Blue/Orange/customed
G.W/N.W: 5.3kg/ 4.7kg
Waterproof index: 2000-5000
Tent pole Diameter: 13.5mm/8.5mm



FOXWING AWNING RR3565

Product Description:

1. Body fabric: 280TG Polyester cotton lattice cloth / 420D oxford, PU coating 2000MM, W/P, W/R
2. Cover: 550G folder PVC
3. Pole: lightweight aluminum alloy profiles, diameter 25 / 22mm aluminium telescopic pole

Model	Open Radius	Packing Size	G.W./N.W.
RR3565	200cm	215X15X10cm	11/10.2KG
RR3565A	250cm	265X15X10cm	13/12KG



CAR AWNING WITH CURTAIN RR3561



Without curtain	With curtain	Open Size	Packing Size	G.W./N.W.	Description
RR3560A	RR3561A	200X200cm	215X12X10cm	9/8KG	1.Body fabric:280TG Polyester cotton lattice cloth /420D oxford,PU coating 2000MM, W/P, W/R 2.Cover: 550G folder PVC 3.Pole: lightweight aluminum alloy profiles, diameter 25 /22mm aluminium telescopic pole
RR3560B	RR3561B	200X250cm	215X12X10cm	9.2/8.2KG	
RR3560C	RR3561C	250X250cm	265X12X10cm	11/9.8KG	
RR3560D	RR3561D	250X300cm	265X12X10cm	11.5/10KG	
RR3560E	RR3561E	300X300cm	320X12X10cm	13/12KG	

CAR AWNING WITHOUT CURTAIN RR3560



RR5002 Tyre Holder

For holding max.4 wheels.
Suit for wheels up to 225mm.
Capacity up to 100kg.
Front wheel with lock system.
Simply pressed and locked.
Easy assembled.
Size:74.5x30x24.5cm
QTY:2pcs
G.W./N.W.:16.5/15.7kgs



RR5003 Tyre Holder

For holding max.4 wheels.
Suit for wheels up to 225mm.
Capacity up to 100kg.
Front wheel with lock system.
Simply pressed and locked.
Easy assembled.
Size:73x33.5x30cm
QTY:2pcs
G.W./N.W.:17/16kgs



RR5004 Tyre Holder

For holding max.4 wheels.
Suit for wheels up to 225mm.
Capacity up to 100kg.
Front wheel with lock system.
Simply pressed and locked.
Easy assembled.
Size:74.29x26.5cm
QTY:2pcs
G.W./N.W.:13/12kgs



RR5005 Tyre Hanger

For space-saving storage of 4 car tyres from 13 to 17inch,with and without wheels,easy installation, robust,sturdy tubular steel structure,protected utility model.
Dimension:44*44*143cm
Size:74x21x19cm
QTY:5pcs
G.W./N.W.:20/19kgs



RR5006 Tyre Hanger

For space-saving storage of 4 car tyres from 13 to 17inch,with and without wheels,easy installation, robust,sturdy tubular steel structure,protected utility model.
Dimension:44*44*143cm
Size:80x30x25.5cm
QTY:4pcs
G.W./N.W.:20.5/19.5kgs



RR5007 Tyre Holder

For holding max.4 wheels
suit for wheels up to 225 mm
Capacity up to 100kg
Easy assembled
Size:60x33x24cm
QTY:4pcs
G.W./N.W.:13/11.5kgs



RR5008 Tyre Holder

For holding max.4 wheels
suit for wheels up to 225 mm
Capacity up to 100kg
Easy assembled
Size:54.5x33x30.5cm
QTY:8pcs
G.W./N.W.:15.5/14.5kgs



RR5009 Tyre Holder

For holding max.4 wheels
suit for wheels up to 225 mm
Capacity up to 100kg
Easy assembled
Size:60x33x29cm
QTY:6pcs
G.W./N.W.:13/12kgs



RR5001B Tyre Holder

For holding max.4 wheels
suit for wheels up to 225 mm
Capacity up to 100kg
Easy assembled
Size:60x33x29cm
QTY:6pcs
G.W./N.W.:16.5/15.7kgs



RR5629 Bike Lift

Steel construction bicycle lift with unique pulleylocking mechanism system easily lifts a bike up and away for easy storage.Saves space and protects tires.14.6m.pp rope and mounting hardware included.Lifts up to 20kg.

Size:53*27*27.5cm
QTY:10pcs
G.W/N.W:18/17kg



RR5653B Bike Lift

Aluminum construction bicycle lift with unique pulley locking mechanism system easily lifts a bike up and away for easy storage. Saves space and protects tires. PP rope and mounting hardware included. Lifts up to 20kg.

QTY:4pcs
Size:99*29.5*17cm
G.W/N.W:9kg/8kg



RR5631 Bike Lift

Steel construction bicycle lift with unique pulleylocking mechanism system easily lifts a bike up and away for easy storage.Saves space and protects tires.14.6m.pp rope and mounting hardware included.Lifts up to 20kg.

Size:99*25*17.5cm
QTY:4 pcs
GW/NW:13/12kg



RR5630 Bike Lift

Steel construction bicycle lift with unique pulley locking mechanism system easily lifts a bike up and away for easy storage.Saves space and protects tires16m.PP rope and mounting hardware included Lifts up to 20kg Certification:TUV GS

Size:99*25*17.5cm
QTY:4 pcs
GW/NW:13/12kg





RR5624 Foldable Bike Stand

For bike storage,fit for most of tyre size
Folds away for easy storage

Packing detail:

Size:45*33.5*21cm

QTY:4pcs

G.W/N.W:7.5/6.4kgs



RR5641 Spare Wheel Storage Rack

Simply mount to any stud,adjust the rubber cradles as needed,
and store your spare wheel set up and out of harms way
Great to hang wheel bag from as well.

product detail:

Size:42*17*36cm

QTY:6 pcs

GW/NW:6/5kg



RR5804 Wall-mounted Kayak Storage Arms

Easy to install
Heavy-duty tubing and thick rubber padding will provide years of dependable use and service. Keep your boat up off the floor and out of harms way. Weight capacity: 200lbs

Packing detail:
Size: 65*40*27.5cm
QTY: 3pcs
G.W/N.W: 10/9kgs



RR5803 Kayak Straps Storage System

Kayak Straps Storage System-Hang One
Packing detail:
Size: 30*21.5*13.5cm
QTY: 10pcs
G.W/N.W: 3.5/2.7kg



RR5802 Kayak Straps Storage System

Kayak Straps Storage System-Hang Two
Packing detail:
Size: 30*21.5*19.5cm
QTY: 10pcs
G.W/N.W: 5/4.5kg



RR5801 Kayak Straps Storage System

Kayak Straps Storage System-Hang Three.
Packing detail:
Size: 70*19*14cm
QTY: 10pcs
G.W/N.W: 6.5/5.8kg



RR5854 Kayaka Hoist

Efficient pulley system helps lift and lower heavier objects clever auto-locking mechanism prevents accidental release. Engineered for long durable performance, finished in tough silver powder coat.
Max. load 57kgs.
Certificate: TUV GS
Size: 38.5*29.5*22cm
QTY: 4pcs
G.W/N.W: 12.8/13.6kg



RR5632 Wall-mounted Bike Rack

Great for bike storage in home, garage or apartment, It can be circumscribed 180 degrees and can also double-function as a repair stand. Maximum capacity 30kgs

Packing Detail:
Size: 53*34*57.5cm
QTY: 4 pcs
GW/NW: 12/10.5kgs



RR5633 Wall-mounted Bike Rack

Great for bike storage in home, garage or apartment, It can be circumscribed 180 degrees and can also double-function as a repair stand. Maximum capacity 30kgs

Packing Detail:
Size: 54.5*52.5*55cm
QTY: 4 pcs
GW/NW: 10/8.5kg



RR5634 Wall-mounted Bike Rack

Great for bike storage in home, garage or apartment, It can be circumscribed 180 degrees and can also double-function as a repair stand. Maximum capacity 30kgs

Packing Detail:
Size: 53*34*57.5cm
QTY: 4 pcs
GW/NW: 12/10.5kg



RR5640 Wall-mounted Bike Rack

Adjustable arms allow you to change the angle to accommodate your bike and keep the bike level. Oversize knob makes adjusting the storage rack a breeze

Weight capacity: 40lbs

Packing Detail:
Size: 53*34*57.5cm
QTY: 4 pcs
GW/NW: 12/10.5kgs



RR5642A Wall-mounted Bike Rack

Great for bike storage in home garage or apartment. Folds up out of the way when not in use. Lifetime on workmanship and material. Can also double-function as a repair stand. Maximum capacity 20kgs.

Packing Detail:
Size: 54.5*52.5*55cm
QTY: 4 pcs
GW/NW: 10/8.5kg



RR5644 Wall-mounted Bike Rack

Great for bike storage in home garage or apartment. Folds up out of the way when not in use. Lifetime on workmanship and material. Can also double-function as a repair stand. Maximum capacity 20kgs.

Product Detail:
Size: 38*25*17cm
QTY: 10 pcs
GW/N.W: 13/12kgs



RR5645 Wall-mounted Bike Rack

Great for bike storage in home garage or apartment. Folds up out of the way when not in use. Lifetime on workmanship and material. Can also double-function as a repair stand. Maximum capacity 45kgs.

Product Detail:
Size: 50*40*15cm
QTY: 3 pcs
GW/NW: 16/15kgs



RR5635 Bike Vertical Rack

Extended mounting plate for greater strength vinyl covered hanger gently cradles rim and tire Full back plate prevents bike tire from marking wall. Hangs one bike vertical position from wall

Packing Detail:
Size: 32*28*28.5cm
QTY: 6 pcs
G.W./N.W: 7/6.3kg



RR5636 Hang-On-The-Door

Works with most styles of bikes including road, BMX, CRUISER and MOUNTAIN fit most standard entry and interior doors Optional bottom wheel plate provided to protect door from scuffs and dirt

Packing Detail:
Size: 32*28*28.5cm
QTY: 6 pcs
G.W./N.W: 7/6.3kg



RR5639 Horizontal Bike Rack

Heavy duty steel arms fold up and out of way when not in use. Extended mounting plate for greater strength and stability. Vinyl covered hanger arm protect bike's paint and finish. Wire shelf for convenient storage of helmets, gloves shoes etc

Packing Detail:
Size:53*34*57.5cm
QTY:4 pcs
GW/NW:12/10.5kg



RR5637 Horizontal Bike Rack

Extended mounting plate for greater strength. Vinyl covered hanger arms prevent cushion frames. Wire shelf stores helmets, gloves, shoes etc. Unit folds flat and out of the way when not in use.

Packing Detail:
Size:65*34.5*32cm
QTY:6 pcs
GW/NW:18/17kg



RR5642B Wall Bike Holder

The holder can swing for storing bike as an angle. Easy installation with 2 screws against wall. Fits all types of bike tyre, maximum 50mm

Product Detail:
Size:51*33.5*30.5cm
QTY:10 pcs
GW/NW:10/9kgs



RR5642C Wall Bike Holder

The holder can swing for storing bike as an angle. Easy installation with 2 screws against wall. Fits all types of bike tyre, maximum 50mm

Product Detail:
Size:60*34*33.5cm
QTY:14 pcs
GW/NW:16/15kg



RR5643A Wall-mounted Bike Hook

Great for bike storage in home, garage or apartment. Accommodates any wheel size. Maximum load of 20kg. Mount to a wall stub, hardware included

Product Detail:
Size:69*37*19cm
QTY:24 pcs
G.W/N.W:10.5/9.5kg



RR5643B Wall-mounted Bike Hook

Great for bike storage in home, garage or apartment. Accommodates any wheel size. Maximum load of 20kg. Mount to a wall stub, hardware included

Product Detail:
Size:69*38*32cm
QTY:24 pcs
G.W/N.W:12/11kgs



RR5643C Wall-mounted Bike Hook

Great for bike storage in home, garage or apartment. Accommodates any wheel size. Maximum load of 20kg. Mount to a wall stub, hardware included

Product Detail:
Size:45*44*31cm
QTY:24 pcs
GW/NW:10/9kg



RR5649 Gravity Bike Rack

Stores any style of bike. Ideal for use anywhere. protection and security. Product Detail:
Size:76*31.5*32cm
QTY:3 pcs
GW/NW:22/21kg



RR5652 Gravity Bike Rack

Store 4 bikes in one compact space. Completely free standing and easy to assemble without tools. Adjustable arms for an easy fit to all bikes. Strong tubular steel construction and durable epoxy finish.

Product Detail:
Size:76*31.5*32cm
QTY:3 pcs
GW/NW:22/21kg



RR5647 Gravity Bike Stand

Storage hanger allows you to store 2 bikes anywhere in the room
Extends to a max. height of 9 feet to brace against the floor and ceiling
Hooks can be set at varying heights and angles to hold almost any bike size or shape
Quick and easy to put up and take down.

Product Detail:

Size: 114*23.5*34cm

QTY: 4 pcs

GW/NW: 13.5/12kgs



RR5650 Gravity Bike Stand

Patent-pending design. Packing Details
Stores any style of bike. Size: 111*36*19.5 cm
Ideal for use anywhere. QTY: 2 pcs
protection and security. GW/NW: 22/21kg



RR5650B Gravity Bike Stand

Patent-pending design.
Stores any style of bike.
Ideal for use anywhere.
protection and security.

Packing Details
Size: 110*34*16cm
QTY: 2 pcs
GW/NW: 22/21kgs



RR5651 Gravity Bike Stand

Securely holds two bikes weighing up to 200lbs
Vinyl-coated bike cradles & base protects bikes & floor
Black powder coated finish
Adjustable arms for level bike storage
200cm high*65cm wide*48 cm from wall.

Packing Details

Size: 86*28*38.5 cm

QTY: 2 pcs

GW/NW: 23/22 kg



RR5648 Floor-to-ceiling Bike Rack

Patent-pending 3 phase storage arms make storing
any style of bike a breeze.
Flexible design
Stores any style of bike.

Packing Details
Size: 120.5*41*17.5cm
QTY: 3 pcs
G.W/NW: 17.5/16kgs



RR5650C Add Two Bike Kit

4 bike arms and cradles which fit model
R18537B- Two bike freest and
One bottom stabilizer bar to be attached
to back side of model RC1838B
two bike freestand when storing more than two bikes

Packing Details
Size: 68*31*48 cm
QTY: 6 pcs
GW/NW: 19/18kgs



RR5623 Bike Work Stand

Heavy duty construction support a safe lifting. Stable tripod base, folds up for easy storage 2 bike cradle hook included and adjustable hook height to fit most size of bicycles
 Bracket Angle & with Adjustable for fit different sloping frames
 Adjustable height approx 120-200cm
 Max.load:25kgs

Packing detail:
 Size:135*34*18cm
 QTY:2pcs
 G.W/N.W:20.5/19kg



RR5622 Bike Work Stand

Lifetime on workmanship and material
 Maximum capacity:30kgs.

Packing detail:
 Size: 73*28*30cm
 QTY:4pcs
 G.W/N.W:15.5/14.5kg



RR5621 Bike Work Stand

Functional and sturdy bike repair stand
 Variable centre post height adjustment for working heights from approx 127-200cm
 Tools tray with built-in magnetic compartment
 Stable tripod base, folds up for easy storage
 Max load:30kgs

Packing detail:
 Size:127.5*32.5*26cm
 QTY:2pcs
 G.W/N.W:21.5/20kgs



RR5620 Bike Work Stand

Functional and sturdy bike repair stand .Variable centre post height adjustment for working heights from approx 110-143cm.Clamp is gentle on paint-bike bracket rotates by 360
 Bike applicable approx 26"-28".Clamp fits most standard frame diameters from approx 25-70cm
 Tools tray for easy storage.4 legs for stability-also suitable for ground anchoring
 Dimensions(assembled) 90*60cm(L*W).Max load:20kgs
 certification:TUV

Packing detail:
 Size:127.5*32.5*26cm
 QTY:2pcs
 G.W/N.W:21.5/20kgs



RR5657 Floor-mounted Bike Stand

Quickly store 2 bikes with ease, bikes can be stored in the same or alternate directions
Easy for children to use
Tubular steel construction

Packing Details:
Size: 42*29*40 cm
QTY: 4 pcs
G.W/N.W: 10/9 kgs



RR5657B Floor-mounted Bike Stand

Quickly store 3 bikes with ease, bikes can be stored in the same or alternate directions
Easy for children to use
Tubular steel construction.

Packing Details:
Size: 76.5*29*42 cm
QTY: 4 pcs
GW/NW: 21/20 kg



RR5657C Floor-mounted Bike Stand

Quickly store 4 bikes with ease, bikes can be stored in the same or alternate directions
Easy for children to use
Tubular steel construction.

Packing Details:
Size: 59*34.5*25.5 cm
QTY: 2 pcs
G.W/N.W: 12/11 kgs



RR5657D Floor-mounted Bike Stand

Quickly store 5 bikes with ease, bikes can be stored in the same or alternate directions
Easy for children to use
Tubular steel construction.

Packing Details:
Size: 88*35*25.5 cm
QTY: 2 pcs
GW/NW: 16.5/15.5 kgs



RR5659 Floor-mounted Bike Stand

Quickly store 2 bikes with ease, bikes can be stored in the same or alternate directions
Easy for children to use
Tubular steel construction.

Packing Details:
Size: 42*42*23.5 cm
QTY: 2 pcs
G.W/N.W: 7/6 kgs



RR5659B Floor-mounted Bike Stand

Quickly store 3 bikes with ease, bikes can be stored in the same or alternate directions
Easy for children to use
Tubular steel construction.

Packing Details:
Size: 75*42.5*23.5 cm
QTY: 2 pcs
G.W/N.W: 10/9 kgs



RR5659C Floor-mounted Bike Stand

Quickly store 4 bikes with ease,bikes can be stored in the same or alternate directions
Easy for children to use
Tubular steel construction.

Packing Details:
Size:100*42.5*23.5 cm
QTY: 2 pcs
G.W/N.W:12/11 kgs

RR5659D Floor-mounted Bike Stand

Quickly store 5 bikes with ease,bikes can be stored in the same or alternate directions
Easy for children to use
Tubular steel construction.

Packing Details:
Size:129*42.5*23.5 cm
QTY: 2 pcs
G.W/N.W:13/12 kgs



RR5646A Floor-mounted Bike Stand

Quickly store 2 bikes with ease,bikes can be stored in the same or alternate directions
Easy for children to use
Tubular steel construction.

Packing Details:
Size:44*31*25 cm
QTY: 2 pcs
G.W/N.W:7/6 kgs

RR5646B Floor-mounted Bike Stand

Quickly store 3 bikes with ease,bikes can be stored in the same or alternate directions
Easy for children to use
Tubular steel construction.

Packing Details:
Size:78*32*25 cm
QTY: 2 pcs
G.W/N.W:10/9 kgs



RR5646C Floor-mounted Bike Stand

Quickly store 4 bikes with ease,bikes can be stored in the same or alternate directions
Easy for children to use
Tubular steel construction.

Packing Details:
Size:100*32*25 cm
QTY: 2 pcs
G.W/N.W:12/11 kgs

RR5646D Floor-mounted Bike Stand

Quickly store 5 bikes with ease,bikes can be stored in the same or alternate directions
Easy for children to use
Tubular steel construction.

Packing Details:
Size:142*32*25 cm
QTY: 2 pcs
G.W/N.W:13/12 kgs



RR5653 Bike Stand

Conveniently stores 6 bikes
perfect for garages,dorms,basements
and races organizes-saves space
Packing Details
Size:111*36*19.5 cm
QTY:2 pcs
GW/NW:22/21kg



RR5660 Bike Stand

Conveniently stores 6 bikes
perfect for garages,dorms,basements
and races organizes-saves space
Packing Details
Size:92*81*6.5 CM
QTY:1 pcs
GW/NW:9.1/8.6kgs



RR5654 Bike Stand

Conveniently stores 4 bikes
Folds flat for easy out of the way storage when not in use
perfect for garages,dorms,basements
and races organizes-saves space.
Packing Details
Size:78*75*23 cm
QTY:3 pcs
G.W/N.W:16/15 kgs



RR5655 Bike Stand

Quickly store 2 bikes with easy,bikes can be stored in
the same or alternate directions.
Easy for children to use
Tubular steel construction.
Packing Details
Size:78*28*32 cm
QTY:4 pcs
G.W/N.W:19/18 kgs



RR5658 Bike Stand

Quickly store one bike with ease,bike can be stored in
the anywhere in the room.
Easy for children to use.
Tubular steel construction
Packing Details
Size:67*36*53 cm
QTY: 10 pcs
GW/NW:11/10 kgs



RR5658B Bike Stand

Quickly store one bike with ease,bike can be stored
in anywhere in the room.
Easy for children to use.
Tubular steel construction.
Packing Details
Size:41.5*37.5*56 cm
QTY: 10 pcs
G.W/N.W:18.5/17.5 kgs



Motorcycle Work Stand

RR5626

30 mm diameter tube.
Load capacity 200kg.
4 wheels to gain stability
The adjustable rear pads
Size:60*40*34cm
QTY:4pcs
G.W/N.W:23/22kg



Motorcycle Work Stand

RR5625

For moto-bike storage,
fit for most of tyre size.
Easy installation, robust,
sturdy tubular steel structure,
protected utility model.
Size:66*56*18cm
QTY:1pcs
G.W/N.W:11/9.5kg



RR5661

Material: Steel powder coated
Size: 66.5×52×35cm
Use height: 35cm
Max load: 250kg/550lbs
G.W/N.W: 8/6.8kg
Packing: 59×47×13cm
QTY: 2pcs



RR5662

Material: Steel powder coated
Size: 80×47×40cm
Use height: 40cm
Max load: 200kg/440lbs
G.W/N.W: 9.4/8.2kg
Packing: 59×45×13cm
QTY: 2pcs



RR5663

Material: Steel powder coated
Size: 58×43×36cm
Use height: 36cm
Max load: 250kg/550lbs
G.W/N.W: 10/9kg
Packing: 60×45×38.5cm
QTY: 2pcs



RR5664

Material: Steel powder coated
Size: 80×47×40cm
Use height: 40cm
Max load: 250kg/550lbs
G.W/N.W: 9.2/8kg
Packing: 59×45×13cm
QTY: 2pcs



RR5665

Material: Steel powder coated
Size: 70×42.5×34cm
Use height: 34cm
Max load: 200kg/440lbs
G.W/N.W: 8.8/7.6kg
Packing: 59×45×13cm
QTY: 2pcs



RR5666

Material: Steel powder coated
Size: 80×49×38cm
Use height: 38cm
Max load: 200kg/440lbs
G.W/N.W: 8.8/7.6kg
Packing: 59×45×13cm
QTY: 2pcs



RR5667

Material Steel powder coated
Size 81×43×64cm
Use height 64cm
Max load 200kg/440lbs
G.W./N.W.:13.2/12kg
Packing 59×45×13cm
QTY 2pcs



RR5668

Material Steel powder coated
Size 78×34×44cm
Use height 44cm
Max load 200kg/440lbs
G.W./N.W.:14.5/13kg
Packing 79×35×46cm
QTY 2pcs



RR5669

Material Steel powder coated
Size 63×47×37cm
Suitable Wheel :16-18Inch
Max load 680kg/1500lbs
G.W./N.W. 13.5/12.5kg
Packing 65×54×16cm
QTY 1pc



RR5670

Material Steel powder coated
Size 46×44×17cm
Suitable Wheel :17Inch
Max load 200kg/440lbs
G.W./N.W. 7/6kg
Packing 47×45×19cm
QTY 1pc



RR5071

Material Steel powder coated
Size 60×60×40cm
Suitable Wheel :17Inch
Max load 250kg/550lbs
G.W./N.W. 12/10.8kg
Packing 62×27×19cm
QTY 1pc



RR5672

Material Steel powder coated
Size 62×52×14cm
Suitable Wheel:16-18Inch
Max load 680kg/1500lbs
G.W./N.W.:11.5/10.5kg
Packing 65×54×16cm
QTY 1pc





RR7003



RR7004

LUGGAGE STRAP



A



B



C



D



Packing	Specification	MEAS	QTY	G.W./N.W.
A	φ 19mm×6PC	36.5×26×15.5CM	6PC	7/6.5KG
B	φ 10mm×15",20",25",30",3	34×32×52CM	100PC	15.5/14KG
C	φ 10mm×15",20",25",30",3	56×34×29CM	50PC	15.5/14KG
D	24PC	43×39×33.5CM	6PC	12.5/11KG



RR7001



A



RR7009



A

B

Packing	Specification	MEAS	QTY	G.W./N.W.
A	φ 10mm×1PC	39×31×57CM	100PC	14.5/13KG

Packing	Specification	MEAS	QTY	G.W./N.W.
A	φ 10mm×1PC	37×35×34CM	150PC	13/12KG
B	φ 10mm×1PC	39×31×26CM	100PC	11.5/10KG



A

B

C

D

E

F

G

Packing	Specification	MEAS	QTY	G.W./N.W.
A	φ 10mm×18",24",36",48"	34×32×52CM	100PC	15.5/14KG
B	φ 10mm×18",24",36",48"	56×34×29CM	50PC	15.5/14KG
C	φ 10mm×18"	34×32×52CM	100PC	15.5/14KG
D	φ 10mm×24"	34×32×52CM	100PC	15.5/14KG
E	φ 10mm×32"	34×32×52CM	100PC	15.5/14KG
F	φ 10mm×40"	34×32×52CM	100PC	15.5/14KG
G	φ 10mm×10PC	47×19×26CM	12PC	12/11KG

RR7019



A



RR7021



A

Packing	Specification	MEAS	QTY	G.W./N.W.
A	φ 10mm×1PC	37×36×42CM	100PC	11/10KG

Packing	Specification	MEAS	QTY	G.W./N.W.
A	φ 8mm×18"×4PC	φ 8mm×24"×4PC	φ 8mm×32"×2PC	4PC MINI

LUGGAGE STRAP

RR7023



Packing	Specification	MEAS	QTY	G.W./N.W.
A	φ 8mm×2PC	42×33×28CM	100PC	18/17KG
B	24PC	47×36×27CM	12PC	18/17KG

A

B

RR7026



Packing	Specification	MEAS	QTY	G.W./N.W.
A	5PC	28×27×49CM	20PC	17/16KG
B	16PC	47×19×26CM	12PC	15/14KG

A

B

Packing	Specification	MEAS	QTY	G.W./N.W.
A	24"×1PC	34×32×52CM	100PC	15.5/14KG
B	24"×2PC	56×34×29CM	50PC	15.5/14KG

A

B

RR7029



Packing	Specification	MEAS	QTY	G.W./N.W.
A	φ 8mm×1PC	34×32×52CM	100PC	15.5/14KG
B	φ 8mm×1PC	34×32×52CM	100PC	15.5/14KG
C	φ 8mm×2PC	34×32×52CM	100PC	15.5/14KG

A

B

C

RR7035



RR7036



Packing	Specification	MEAS	QTY	G.W./N.W.
A	24"	41×31×21CM	100PC	10/9KG
B	32"	41×31×23CM	100PC	13/12KG
C	40"	41×31×26CM	100PC	15/14KG
D	48"	41×31×26CM	100PC	18/17KG
E	60"	41×31×28CM	100PC	19/18KG

Packing	Specification	MEAS	QTY	G.W./N.W.
A	24"	41×31×21CM	100PC	10/9KG
B	32"	41×31×23CM	100PC	13/12KG
C	40"	41×31×26CM	100PC	15/14KG
D	48"	41×31×26CM	100PC	18/17KG
E	60"	41×31×28CM	100PC	19/18KG



LUGGAGE STRAP



RR7037

Packing	Specification	MEAS	QTY	G.W./N.W.
A	24"	45×38.5×23CM	200PC	12/11KG
B	32"	45×38.5×25CM	200PC	12/11KG
C	36"	49×38.5×22CM	200PC	12/11KG
D	40"	49×38.5×22CM	200PC	12/11KG



RR7047

Packing	Specification	MEAS	QTY	G.W./N.W.
A	φ 16mm×1PC	42×30×45CM	40PC	12/11KG
B	φ 16mm×2PC	39×32×48CM	40PC	14/13KG



A B



RR7038

Packing	Specification	MEAS	QTY	G.W./N.W.
A	19mm×18", 24", 32", 40"	56×34×29CM	50PC	15.5/14KG

A



RR7054

Packing	Specification	MEAS	QTY	G.W./N.W.
A	φ 8mm×3PC	32×31×25CM	100PC	13/12KG

A



RR7040

Packing	Specification	MEAS	QTY	G.W./N.W.
A	10mm×24", 30", 36", 42"	56×34×29CM	50PC	15.5/14KG

A



RR7050

Packing	Specification	MEAS	QTY	G.W./N.W.
A	φ 8mm×2PC	43×43×40CM	200PC	22/21KG
B	φ 8mm×4PC	25×26×18CM	144PC	8/6.5KG
C	φ 8mm×1PC	35×27×32CM	100PC	14/13KG

A



B C

RR7042



Packing	Specification	MEAS	QTY	G.W./N.W.
A	34mm×	34×32×52CM	100PC	16/15KG
B	50mm×20"	39×31×60CM	100PC	18/17KG
C	50mm×30"	39×31×60CM	100PC	18/17KG
D	50mm×40"	39×31×60CM	100PC	18/17KG



A

B

C

D

LUGGAGE STRAP

RR7056



A




B

Packing	Specification	MEAS	QTY	G.W./N.W.
A	5PC	28×27×49CM	20PC	13/12KG
B	24PC	32×28×35CM	30PC	16/15KG

RR7059



A




Packing	Specification	MEAS	QTY	G.W./N.W.
A	φ 10mm×1PC	37×41×30CM	150PC	24/23KG

RR7062



RR7061



A

B

C

D



Packing	Specification	MEAS	QTY	G.W./N.W.
A	φ 4mm×6",12"×8PC	32×31×31CM	300PC	16/15KG
B	φ 4mm×6",8",9",12",15"×	32×31×31CM	300PC	16/15KG
C	6",9",15"	39×31×60CM	100PC	18/17KG
D	12PC	32×22×42CM	16PC	8/7KG



A



B

Packing	Specification	MEAS	QTY	G.W./N.W.
A	10PC	28×27×49CM	20PC	17/16KG
B	60PC	47×19×26CM	12PC	13/12KG

LUGGAGE STRAP

RR7069



Packing	Specification	MEAS	QTY	G.W./N.W.
A	φ 10mm×6PC	45×28×35CM	30PC	18/17KG
B	φ 8mm×12PC	42×30×30CM	144PC	27/26KG

RR7072



Packing	Specification	MEAS	QTY	G.W./N.W.
A	6PC	31×25×26CM	24PC	10.5/9.5KG

RR7074




Packing	Specification	MEAS	QTY	G.W./N.W.
A	φ 8mm×2PC	40×28×23CM	96PC	26/24KG
B	φ 8mm×2PC	40×28×23CM	96PC	26/24KG

RR7077




Packing	Specification	MEAS	QTY	G.W./N.W.
A	φ 10mm×1PC	37×41×30CM	150PC	24/23KG
B	φ 8mm×2PC	40×28×23CM	96PC	26/24KG
C	φ 8mm×2PC	40×28×23CM	96PC	26/24KG

RR7081



Packing	Specification	MEAS	QTY	G.W./N.W.
A	φ 10mm×1PC	37×41×30CM	150PC	24/23KG
B	φ 10mm×2PC	40×28×23CM	96PC	27/25KG

RR7084



Packing	Specification	MEAS	QTY	G.W./N.W.
A	φ 8mm×4PC/8hook	52×51×30CM	40PC	21/20KG

RR7086



Packing	Specification	MEAS	QTY	G.W./N.W.
A	φ 8mm×3PC/6hook	45×28×35CM	30PC	18/17KG
B	φ 10mm×2PC	40×28×23CM	96PC	27/25KG

RR7089



Packing	Specification	MEAS	QTY	G.W./N.W.
A	φ 8mm×12PC	45×26×30CM	40PC	17/16KG
B	φ 8mm×4PC	25×26×18CM	144PC	18/17KG
C	φ 12mm×1PC	47×30×20CM	50PC	15/14KG

LUGGAGE STRAP



A B C

Packing	Specification	MEAS	QTY	G.W./N.W.
A	6PC	45×28×35CM	30PC	18/17KG
B	4PC	25×26×18CM	144PC	8/6.5KG
C	2PC	40×28×23CM	96PC	26/24KG



A B C D

Packing	A	B	C	D
Specification	φ 6mm×40M	φ 6mm×30M	φ 9mm×30M	φ 4mm×15M



A B

Packing	Specification	MEAS	QTY	G.W./N.W.
A	2PC	43×43×40CM	200PC	22/21KG
B	3PC	43×28×25CM	12PC	13.5/12KG



A B C D

Packing	Specification	MEAS	QTY	G.W./N.W.
A	3PC	37×33×27CM	300PC	16/15KG
B	6PC	31×25×26CM	24PC	10.5/9.5KG
C	6PC	31×25×26CM	24PC	10.5/9.5KG
D	6PC	31×25×26CM	24PC	10.5/9.5KG



A B C D

Packing	Specification	MEAS	QTY	G.W./N.W.
A	18PC	42×30×30CM	100PC	15.5/14KG
B	4PC	31×25×26CM	24PC	10.5/9.5KG
C	6PC	25×26×18CM	144PC	8/6.5KG
D	12PC	25×26×18CM	144PC	8/6.5KG
E	12PC	28×27×49CM	20PC	17/16KG



E



A B C D

Packing	A	B	C	D
Specification	φ10mm×20M	φ10mm×100M	φ10mm×100M	φ4mm×15M




A B

Packing	RR7115	RR7116
Specification	φ4mm×20M	φ4mm×15M

BAGGAGE NET

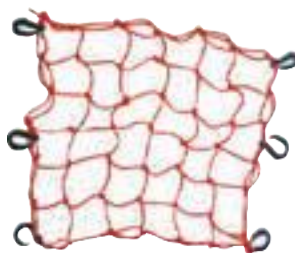
RR7117



A B

Packing	A	B
Specification	90×150CM	130×180CM
MEAS	48×31×38CM	45×30×24CM
QTY	30PC	8PC
G.W./N.W.	18/17KG	13.5/12KG

RR7120



A B

Packing	A	B
Specification	39"×51"	60"×78"
MEAS	51×27×42CM	57×25×65CM
QTY	48PC	20PC
G.W./N.W.	7/6KG	27/25KG

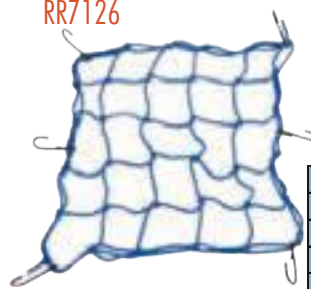
RR7123



A B

Packing	A	B
Specification	48"×72"	60"×78"
MEAS	57×25×62cm	54×32×24cm
QTY	20PC	8PC
G.W./N.W.	27/25KG	17/16KG

RR7126



A B

Packing	A	B
Specification	φ4mm/38×38CM	φ4mm/38×38CM
MEAS	51×27×42CM	51×27×42CM
QTY	48PC	48PC
G.W./N.W.	8/7KG	8/7KG



PATCHET TIE DOWN

RR7129



Specification	PULL	MEAS	QTY	G.W./N.W.
2"×20',27',30'	≤10000LBS	40×32×35CM	6PC	15/14KG

RR7130



Specification	PULL	MEAS	QTY	G.W./N.W.
2"×20',27',30'	≤10000LBS	40×32×35CM	6PC	15/14KG

RR7131



Specification	PULL	MEAS	QTY	G.W./N.W.
2"×20',27',30'	≤10000LBS	47×23×38CM	10PC	25/24KG

RR7132



Specification	PULL	MEAS	QTY	G.W./N.W.
2"×15',20',27'	≤5000LBS	40×28×28CM	10PC	13/12KG

RR7133



Specification	PULL	MEAS	QTY	G.W./N.W.
2"×15',20',27'	≤4000LBS	32×19×35CM	10PC	14/13KG

RR7134




Specification	PULL	MEAS	QTY	G.W./N.W.
1.5"×15',27'	≤5000LBS	40×37×28CM	10PC	17/16KG

RR7135



Specification	PULL	MEAS	QTY	G.W./N.W.
1"×6',8',12'	≤1500LBS	40×35×31CM	48PC	14/13KG

RR7136



Specification	PULL	MEAS	QTY	G.W./N.W.
1"×15',20'	≤1200LBS	44×34×46CM	16PC	17/16KG

RR7137



Specification	PULL	MEAS	QTY	G.W./N.W.
1"×6',12'	≤1000LBS	39×32×35CM	36PC	12/11KG

RR7138



Specification	PULL	MEAS	QTY	G.W./N.W.
1"×15',20'	≤2000LBS	39×35×26CM	24PC	15/14KG

TOW ROPE RR7139



Specification	PULL	MEAS	QTY	G.W./N.W.
φ12mm×12'	≤5000LBS	47×26×26CM	20PC	13/12KG

RR7140



Specification	PULL	MEAS	QTY	G.W./N.W.
12'-14'	≤3000LBS	54×40×26CM	20PC	14/13KG

RR7141



Specification	PULL	MEAS	QTY	G.W./N.W.
12'	≤4000LBS	38×24×33CM	20PC	14/13KG

RR7142



Specification	PULL	MEAS	QTY	G.W./N.W.
φ6.8mm×4m	≤5000LBS	32.5×29×52CM	12PC	15/14KG



RR7143



ITEM NO.	RR7143
Specification	φ8mm×4m
PULL	≤5000LBS
MEAS	48×25×30CM
QTY	10PC
G.W./N.W.	21/20KG

TOW ROPE

RR7144



ITEM NO.	Specification	PULL	MEAS	QTY	G.W./N.W.
RR7144	3"×30'	≤15000LBS	54×31×21CM	10PC	20/19KG

RR7145



ITEM NO.	Specification	PULL	MEAS	QTY	G.W./N.W.
RR7145	3"×20'	≤20000LBS	48×28×25CM	20PC	22/21KG

RR7146



ITEM NO.	Specification	PULL	MEAS	QTY	G.W./N.W.
RR7146	3"×20'	≤10000LBS	39×22×33CM	12PC	16/15KG

RR7147



ITEM NO.	Specification	PULL	MEAS	QTY	G.W./N.W.
RR7147	2"×12'	≤5000LBS	40×38×28CM	24PC	18/17KG

RR7148



ITEM NO.	Specification	PULL	MEAS	QTY	G.W./N.W.
RR7148	2"×15'	≤10000LBS	46×26×24CM	24PC	16/15KG



RR7151

RR7152

RR7153

ITEM NO.	Specification	PULL	MEAS	QTY	G.W./N.W.
RR7151	2"×15',20'	≤6000LB	46×26×24CM	12PC	12/11KG
RR7152	φ10mm×4m	≤6000LB	48×26×27CM	24PC	14/13KG
RR7153	2"×4m	≤3000LB	42×28×27CM	25PC	14/13KG



RR7149



RR7150

ITEM NO.	Specification	PULL	MEAS	QTY	G.W./N.W.
RR7149	2"×15',20'	≤12000LBS	31×25×25CM	10PC	16/15KG
RR7150	2"×15',20'	≤12000LBS	31×25×25CM	10PC	16/15KG



RR7154

RR7155

RR7156

ITEM NO.	Specification	PULL	MEAS	QTY	G.W./N.W.
RR7155	1"×12',15'	≤4500LBS	42×34×30CM	50PC	18/17KG
RR7156	2"×15',20'	≤10000LBS	39×23×34CM	12PC	16/15KG
RR7154	2"×3.5m-4m	≤3000LBS	40×16×25CM	24PC	13/12KG



RR7157



RR7158



RR7159

ITEM NO.	Specification	PULL	MEAS	QTY	G.W./N.W.
RR7157	1"×12',15'	≤4500LBS	42×27×36CM	20PC	16/15KG
RR7158	1"×12',15'	≤4500LBS	42×27×36CM	24PC	14/13KG
RR7159	2"×15'	≤10000LBS	35×20×33CM	10PC	13/12KG



HITCH BALLS

1-7/8" HITCH BALL

Model No.	Ball Dia (In.)	Shank Dia. (In.)	Shank Length (In.)	Weight Capacity (lb)	Qty/Ctn (pcs)	Ctn Size (cm)	G.W./N.W. (kg)
RR8001	1-7/8"	3/4"	2"	2000	24	38*22*34	19.5/18.5
RR8002	1-7/8"	3/4"	2-1/2"	2000	24	38*22*34	20/19
RR8003	1-7/8"	3/4"	3"	2000	24	38*23*38	21/20

1-7/8" HITCH BALL

Model No.	Ball Dia (In.)	Shank Dia. (In.)	Shank Length (In.)	Weight Capacity (lb)	Qty/Ctn (pcs)	Ctn Size (cm)	G.W./N.W. (kg)
RR8004	1-7/8"	1"	2"	3500	24	38*22*34	23/22
RR8005	1-7/8"	1"	2-1/2"	3500	24	38*22*34	24.5/23.5
RR8006	1-7/8"	1"	3"	3500	24	38*23*38	26/25

2" HITCH BALL

Model No.	Ball Dia (In.)	Shank Dia. (In.)	Shank Length (In.)	Weight Capacity (lb)	Qty/Ctn (pcs)	Ctn Size (cm)	G.W./N.W. (kg)
RR8007	2"	3/4"	2"	3500	24	38*22*34	21.5/20.5
RR8008	2"	3/4"	2-1/2"	3500	24	38*22*34	22/21
RR8009	2"	3/4"	3"	3500	24	38*23*38	23/22

2" HITCH BALL

Model No.	Ball Dia (In.)	Shank Dia. (In.)	Shank Length (In.)	Weight Capacity (lb)	Qty/Ctn (pcs)	Ctn Size (cm)	G.W./N.W. (kg)
RR8010	2"	1"	2"	5000	24	40*23*36	26/25
RR8011	2"	1"	2-1/2"	5000	24	40*23*36	27/26
RR8012	2"	1"	3"	5000	24	40*23*38	28/27

2-5/16" HITCH BALL

Model No.	Ball Dia (In.)	Shank Dia. (In.)	Shank Length (In.)	Weight Capacity (lb)	Qty/Ctn (pcs)	Ctn Size (cm)	G.W./N.W. (kg)
RR8013	2-5/16"	1"	2"	5000	12	45*25*21	17.5/16.5
RR8014	2-5/16"	1"	2-1/2"	5000	12	45*25*21	18.5/17.5
RR8015	2-5/16"	1"	3"	5000	12	45*25*23	19/18
RR8016	2-5/16"	1-1/4"	3"	7500	12	45*25*23	21/20

50mm HITCH BALL

Model No.	Ball Dia (In.)	Shank Dia. (In.)	Shank Length (In.)	Weight Capacity (lb)	Qty/Ctn (pcs)	Ctn Size (cm)	G.W./N.W. (kg)
RR8017	50	7/8"	2-1/8"	3500 lbs	24	40*23*36	24/23
RR8018	50	7/8"	60mm	5000 kgs	24	40*23*36	25/24



HITCH BALLS



1-7/8" COUPLER

Model No.	Description	Weight Capacity	Qty/Ctn(pcs)	Ctn Size(cm)	G.W./N.W(kg).
RR8020	Couper, 1-7/8"ballx2" Channel	2000	20	52*25*46	22/21
RR8021	Couper, 1-7/8"ballx2-1/2" Channel	2000	20	52*25*46	22/21
RR8022	Couper, 1-7/8"ballx3" Channel	2000	20	55*25*49	24/23



2" COUPLER

Model No.	Description	Weight Capacity	Qty/Ctn(pcs)	Ctn Size(cm)	G.W./N.W(kg).
RR8023	Couper, 2"ballx2" Channel	3500	10	59*30*24	20/18.5
RR8024	Couper, 2"ballx2-1/2" Channel	3500	10	59*30*24	20/18.5
RR8025	Couper, 2"ballx3" Channel	3500	10	59*30*24	20/18.5



2" A-FRAME COUPLER

Model No.	Description	Weight Capacity	Qty/Ctn(pcs)	Ctn Size(cm)	G.W./N.W(kg).
RR8026	ClassIII, 2"ballA-Frame Coupler	5000	4	47*36*21	10.5/9.5

2-5/16" A-FRAME COUPLER

Model No.	Description	Weight Capacity	Qty/Ctn(pcs)	Ctn Size(cm)	G.W./N.W(kg).
RR8027	ClassIII, 2-5/16"ballA-Frame Coupler	5000	4	47*36*21	14.2/13.2



5000LB.CAPACITY ADJUSTABLE TOW BAR

Model No.	Description	Weight Capacity	Qty/Ctn(pcs)	Ctn Size(cm)	G.W./N.W(kg).
RR8028	Adjustable Tow BarTowing 5000LB	5000	1	125*28*13	15/14

50MM COUPLER

Model No.	Description	Weight Capacity	Qty/Ctn(pcs)	Ctn Size(cm)	G.W./N.W(kg).
RR8029	Couper, 50mm ball	500 kg	10	44*28*28.5	13.5/12.5



50MM COUPLER

Model No.	Description	Weight Capacity	Qty/Ctn(pcs)	Ctn Size(cm)	G.W./N.W(kg).
RR8030	Couper, 50mm ball	500 kg	10	44*28*28	13/12

50MM COUPLER

Model No.	Description	Weight Capacity	Qty/Ctn(pcs)	Ctn Size(cm)	G.W./N.W(kg).
RR8031	Couper, 50mm ball	500 kg	10	44*28*28	15/14



HITCH BALLS

◀ 50MM HITCH BALL



Model No.	Description	Weight Capacity	Qty/Ctn(pcs)	Ctn Size(cm)	G.W./N.W(kg).
RR8032	50mm Ball	3500 kg	6	30*20*20	16/15

▶ TRI-BALL MOUNT

Model No.	Description	Qty/Ctn(pcs)	Ctn Size(cm)	G.W./N.W(kg).
RR8101	Tri-Ball Hitch,1-7/8",2",25/16"Black	2	32*21*28	17/16
RR8102	Tri-Ball, Black Towing Balls,tubular shank	4	44*32*28	21/20
RR8106	Tri-Ball Hitch,1-7/8",2",2-5/16" Chrome	2	32*21*28	17/16
RR8108	Tri-Ball, Chrome Towing Balls,tubular shank	4	44*32*28	21/20
RR8109	Tri-Ball, Chrome	2	32*21*28	17/16



◀ ADJ.TRI-BALL MOUNT



Model No.	Description	Qty/Ctn(pcs)	Ctn Size(cm)	G.W./N.W(kg).
RR8130	Adjustable Tri-Ball Mount,1-7/8"2",2-5/16" Chrome Balls	1	33*26*21	19.5/18.5

▶ TRI-BALL MOUNT WITH HOOK

Model No.	Description	Qty/Ctn(pcs)	Ctn Size(cm)	G.W./N.W(kg).
RR8131	Tri-Ball Mount With Hook,Black,Solid Shank	2	34*18*32.5	18.5/17.5
RR8132	Tri-Ball Mount With Hook,Chrome,Solid Shank	2	34*18*32.5	18.5/17.5
RR8136	Tri-Ball Mount With Hook,Black,tubular Shank	4	34*34*32.5	24/23
RR8138	Tri-Ball Mount With Hook,Chrome,tubular Shank	4	34*34*32.5	24/23



DOUBLE BALL MOUNTS ▼



Model No.	Description	Qty/Ctn(pcs)	Ctn Size(cm)	G.W./N.W(kg).
RR8110	Double Ball Mount,1-7/8"&2"Chrome Towing Balls	2	32*21*14	15.5/14.5
RR8111	Double Ball Mount,1-7/8"&2"Black Towing Balls	2	32*21*14	15.5/14.5
RR8115	Double Ball Mount,2"&2-5/16"Chrome Towing Balls	2	32*22*14	18.3/17.3
RR8116	Double Ball Mount,2"&2-5/16"Black Towing Balls	2	32*22*14	18.3/17.3
RR8118	Double Ball Mount,1-7/8"&2"Chrome	2	32*21*14	15.5/14.5
RR8119	Double Ball Mount,2"&2-5/16"Chrome	2	32*22*14	18.3/17.3
RR8120	Double Ball Mount,1-7/8"&2" Chrome Towing Balls,tubular shank	4	32*21*24	15/14
RR8121	Double Ball Mount,1-7/8"&2" Black Towing Balls,tubular shank	4	32*21*24	15/14
RR8125	Double Ball Mount,2"&2-5/16" Chrome Towing Balls,tubular shank	4	32*22*24	17/16
RR8126	Double Ball Mount,2"&2-5/16" Black Towing Balls,tubular shank	4	32*22*24	17/16
RR8128	Double Ball Mount,1-7/8" &2"Chrome,tubular shank	4	32*21*24	15/14
RR8129	Double Ball Mount,2" &2-5/16"Chrome ,tubular shank	4	32*22*24	17/16



▶ TRI-BALL MOUNT WITH U

Model No.	Description	Qty/Ctn(pcs)	Ctn Size(cm)	G.W./N.W(kg).
RR8156	Tri-Ball Mount With U,Black,Tubular Shank	2	44*32.5*22.5	14.5/13.5

HITCH BALLS

◀ TRI-BALL MOUNT WITH U



Model No.	Description	Qty/Ctn(pcs)	Ctn Size(cm)	G.W./N.W(kg).
RR8158	Tri-Ball Mount With U, 1-7/8", 2" 2-5/16", Solid Shank	2	44*39.5*22.5	20.5/19.5

TOWING-BALL MOUNTS 1-1/4" SHANK ▶

Model No.	Description	Max. Drop	Weight Capacity (lb)	Qty/Ctn(pcs)	Ctn Size(cm)	G.W./N.W(kg).
RR8201	Ball Mount, 1-1/4" shank, Black, Powder Coat Finish	1-1/4"	3500	10	27*27*12	19/18.2
RR8201z	Ball Mount, 1-1/4" shank, Zinc Plated	1-1/4"	3500	10	27*27*12	19/18.2
RR8202	Ball Mount, 2-1/2" shank, Black, Powder Coat Finish	2-1/2"	3500	8	48*28*12	19.5/18.5
RR8202z	Ball Mount, 2-1/2" shank, Zinc Plated	2-1/2"	3500	8	48*28*12	19.5/18.5



◀ TOWING-BALL MOUNTS 2" SHANK



Model No.	Description	Max. Drop	Weight Capacity (lb)	Qty/Ctn(pcs)	Ctn Size(cm)	G.W./N.W(kg).
RR8205	Straight Ball Mount	2"	5000	6	33*21*22	17/16
RR8205c	Straight Ball Mount Chrome Plated	2"	5000	6	33*21*22	17/16
RR8205z	Straight Ball Mount Zinc Plated	2"	5000	6	33*21*22	17/16



TOWING-BALL MOUNTS 2" SHANK ▶

Model No.	Description	Max. Drop	Weight Capacity (lb)	Qty/Ctn(pcs)	Ctn Size(cm)	G.W./N.W(kg).
RR8206	Straight Ball Mount	4"	5000	4	39*25*15	14/13
RR8206c	Straight Ball Mount Chrome Plated	4"	5000	4	39*25*15	14/13
RR8206z	Straight Ball Mount Zinc Plated	4"	5000	4	39*25*15	14/13

◀ TOWING-BALL MOUNTS 2" SHANK



Model No.	Description	Max. Drop	Weight Capacity (lb)	Qty/Ctn(pcs)	Ctn Size(cm)	G.W./N.W(kg).
RR8207	Deep Drop Ball Mount	6"	5000	4	45*30*15	18/17



TOWING-BALL MOUNTS 2" SHANK ▶

Model No.	Description	Max. Drop	Weight Capacity (lb)	Qty/Ctn(pcs)	Ctn Size(cm)	G.W./N.W(kg).
RR8208	Deep Drop Ball Mount	8"	5000	4	49*32*15	20.5/19.5



▲ BALL MOUNT WITH BALL

Model No.	Description	Qty/Ctn(pcs)	Ctn Size(cm)	G.W./N.W(kg)
RR8209	2" Ball Mount With Ball	3	39*24*25	15/14

TOWING-BALL MOUNTS 2" SHANK ▶

Model No.	Description	Max. Drop	Weight Capacity (lb)	Qty/Ctn(pcs)	Ctn Size(cm)	G.W./N.W(kg).
RR8210	Deep Drop Ball Mount	2"	5000	4	27*27*32	17/16



HITCH BALLS

◀ TOWING -BALL MOUNTS 2" SHANK

Model No.	Description	Max. Drop	Weight Capacity (lb)	Qty/Ctn(pcs)	Ctn Size(cm)	G.W./N.W(kg).
RR8211	Deep Drop Ball Mount	2"	5000	6	41*26*26	16/15



TOWING BALL MOUNTS WITH DUAL BALLS ▶

Model No.	Description	Qty/Ctn(pcs)	Ctn Size(cm)	G.W./N.W(kg)
RR8256	Double Ball Mount, 2" Drop, 1-7/8" and 2" balls, Black	4	35*34*16	18/17
RR8257	Double Ball Mount, 2" Drop, 1-7/8" and 2" balls, Chrome	4	35*34*16	18/17
RR8258	Double Ball Mount, 2" Drop, 1-7/8" and 2" Chrome Towing	4	35*34*16	18/17




◀ CLEVIS BALL MOUNTS

Model No.	Description	Weight	Qty/Ctn(pcs)	Ctn Size(cm)	G.W./N.W(kg)
RR8266	Clevis Ball Mount	6000	4	35*21*15	19.5/18.5
RR8268	Clevis Ball Mount, Solid Shank	8000	3	35*30*8	22.5/21.5



ADJUSTABLE BALL MOUNTS ▶

Model No.	Description	Qty/Ctn(pcs)	Ctn Size(cm)	G.W./N.W(kg).
RR8276	Adjustable Ball Mount, 4-Position	3	33*28*23	21/20



◀ ADJUSTABLE BALL MOUNTS

Model No.	Description	Qty/Ctn(pcs)	Ctn Size(cm)	G.W./N.W(kg).
RR8278	Adjustable Ball Mount, 3-Position	3	35*21*23	19/18



RECEIVER TUBES ▶

Model No.	Description	Qty/Ctn(pcs)	Ctn Size(cm)	G.W./N.W(kg).
RR8306	Receiver Tube, 2" I.D. X 6", Black Powder Coat Finish	10	44*18*17	18.5/17.5
RR8308	Receiver Tube, 2" I.D. X 8", Black Powder Coat Finish	10	44*18*22	24/23
RR8310	Receiver Tube, 2" I.D. X 10", Black Powder Coat Finish	6	27*18*27	18/17
RR8312	Receiver Tube, 2" I.D. X 12", Black Powder Coat Finish	6	27*18*32	21/20
RR8314	Receiver Tube, 2" I.D. X 14", Black Powder Coat Finish	4	37*18*18	16.5/15.5
RR8318	Receiver Tube, 2" I.D. X 18", Black Powder Coat Finish	4	47*18*18	21/20



◀ RECEIVER EXTENSIONS

Model No.	Description	Qty/Ctn(pcs)	Ctn Size(cm)	G.W./N.W(kg).
RR8320	Receiver Extension 7"	6	31.5*19*27	19/18
RR8322	Receiver Extension 12"	4	46*19*19	20/19
RR8328	Receiver Extension 18"			



DUAL HITCH EXTENSION ▶

Model No.	Description	Qty/Ctn(pcs)	Ctn Size(cm)	G.W./N.W(kg).
RR8329	Dual Hitch Extension	3	46*26*25	24/23



HITCH BALLS


◀ HITCH ADAPTERS



Model No.	Description	Qty/Ctn (pcs)	Ctn Size (cm)	G.W./N.W(kg).
RR8335	Hitch Adapter, 2" to 1-1/4"	20	29*20*24	25.5/24.5

▶ D RING RECEIVER HITCH

Model No.	Description	Qty/Ctn (pcs)	Ctn Size (cm)	G.W./N.W(kg).
RR8336	D Ring Receiver Hitch	8	40*21*18	12.5/11.5



◀ RECEIVER TOW HOOK



Model No.	Description	Qty/Ctn (pcs)	Ctn Size (cm)	G.W./N.W(kg).
RR8337	Receiver Tow Hook	8	33.5*23*23	9/8

▶ MULTI-USE BALL MOUNT

Model No.	Description	Qty/Ctn (pcs)	Ctn Size (cm)	G.W./N.W(kg).
RR8330	Multi-Use Ball Mount	4	52*40*18	22/21



◀ 1-1/4" TO 2" HITCH ADAPTER



Model No.	Description	Qty/Ctn (pcs)	Ctn Size (cm)	G.W./N.W(kg).
RR8331	1-1/4" to 2" Hitch Adapter	6	33*27*19	20/19

▶ STEP BUMPER RECEIVER

Model No.	Description	Qty/Ctn (pcs)	Ctn Size (cm)	G.W./N.W(kg).
RR8332	Step Bumper Receiver	2	38*19*19	15/14



◀ BOLT-ON RECEIVER TUBE



Model No.	Description	Qty/Ctn (pcs)	Ctn Size (cm)	G.W./N.W(kg).
RR8338	2" I.D. x 6" Bolt-On Receiver Tube	6	17.5*42*33	22.5/21.5

▶ BOLT-ON RECEIVER TUBE

Model No.	Description	Qty/Ctn (pcs)	Ctn Size (cm)	G.W./N.W(kg).
RR8339	2" I.D. Bolt-On Receiver Tube	6	32*20*39	19/18



▶ ATV 3WAY W/2" HITCH BALL

Model No.	Description	Qty/Ctn (pcs)	Ctn Size (cm)	G.W./N.W(kg).
RR8340	ATV 3way W/2" Hitch Ball	3	46.5*26*18	17.5/16.5

HITCH BALLS

◀ HITCH PIN



Model No.	Description	Qty/Ctn(pcs)	Ctn Size(cm)	G.W./N.W(kg).
RR8212	1/2" Hitch Pin	100	40*23*25	13/12
RR8215	5/8" Hitch Pin	100	40*23*25	28.5/27.5

EASY GRIP HITCH PIN ▶

Model No.	Description	Qty/Ctn(pcs)	Ctn Size(cm)	G.W./N.W(kg).
RR8216	4" Hitch Pin	36	21*16*28	11.5/10.5
RR8217	6-1/2" Hitch Pin	36	46*25*20	24.5/23.5
RR8218	7-1/2" Hitch Pin	30	36*34.5*31	28/27



◀ ANTI-THEFT RECEIVER PIN



Model No.	Description	Qty/Ctn(pcs)	Ctn Size(cm)	G.W./N.W(kg).
RR8219	1/2" Hitch Pin	100	40*23*25	14/13
RR8220	5/8" Hitch Pin	100	40*23*25	29/28

HITCH LOCK ▶

Model No.	Description	Qty/Ctn(pcs)	Ctn Size(cm)	G.W./N.W(kg).
RR8221	1/2" Hitch Lock	50	40*23*25	18/17
RR8222	5/8" Hitch Lock	50	40*23*35	28/27



◀ ROTATING LOCKING HITCH PIN



Model No.	Description	Qty/Ctn(pcs)	Ctn Size(cm)	G.W./N.W(kg).
RR8230	1/2" Rotating Lock Hitch Pin	50	40*23*25	18/17
RR8231	5/8" Rotating Lock Hitch Pin	50	40*23*35	28/27

MAGNETIC TRAILER ALIGNMENT KIT ▶

Model No.	Description	Qty/Ctn(pcs)	Ctn Size(cm)	G.W./N.W(kg).
RR8240	Magnetic Trailer Alignment Kit	20	32*21*32	16/15



◀ 3-IN-1 BALL JOINT SERVICE KIT

Model No.	Description	Qty/Ctn(pcs)	Ctn Size(cm)	G.W./N.W(kg).
RR8287	4-In-1 Ball Joint Service Kit	4	43*30*35	34/33

4-IN-1 BALL JOINT SERVICE KIT ▶

Model No.	Description	Qty/Ctn(pcs)	Ctn Size(cm)	G.W./N.W(kg).
RR8286	3-In-1 Ball Joint Service Kit	2	38*26*21	14.5/13.5



HITCH BALLS

◀ 14PC MASTER BALL JOINT ADAPTER SET



Model No.	Description	Qty/Ctn(pcs)	Ctn Size(cm)	G.W./N.W(kg).
RR8288	14PC Master Ball Joint Adapter Set	3	46*28*29	18/17

MOTORCYCLE BEAD BREAKER ▶




Model No.	Description	Qty/Ctn(pcs)	Ctn Size(cm)	G.W./N.W(kg).
RR8281	Motorcycle Bead Breaker	3	49*23*31	12/11

◀ PORTABLE TIRE CHANGER



Model No.	Description	Qty/Ctn(pcs)	Ctn Size(cm)	G.W./N.W(kg).
RR8282	Portable Tire Changer	1	95*22*22	18.5/17.5





atli 杭州腾力 ^a
Create Value For Customers

atliRack

HANGZHOU ATLI AUTO ACCESSORIES CO., LTD.
杭州腾力汽配有限公司
ATLI INDUSTRY CO., LIMITED
杭州腾力工贸有限公司

NO.1-1207 Tongren Jinhua Bld
NO.616, Gudun Rd, HangZhou, 310015, ZheJiang, China
浙江省杭州市古墩路616号同人精华大厦1号楼1207室
www.atlirack.com sales@atlirack.com export@atlirack.com
TEL:+86571 85839981 FAX:+86571 85839982