









Animal Cages Mesh Machine

规格参数 : specification :

项目Item	GWCD1200 (2.0-3.2)	GWCD1600 (2.0-3.2)
 焊点数量Number of electrodes	≤25	≤30
 最大网宽Max mesh widths	≤1200 mm	≤1600 mm
 钢筋直径Wire diameter	2.0-3.2 mm	2.0-3.2 mm
 横筋间距Line wire space	25-200 mm	25-200 mm
 纵筋间距Cross wire space	50-200 mm	50-200 mm
 供电容量Power capacity	315 KVA	400 KVA
 工作速度Welding speed	40-60次t/min	40-60次t/min
 控制方式Control system	PLC可编程控制器 PLC control	PLC可编程控制器 PLC control

