

Instruction Manual



DABOO

USER MANUAL

SHARE THE VIEW:

Take a video using the product with **#XMAXVAPORIZER** and we will share it with our global family.

@XMAXVAPORIZER.CN
 @XMAXVAPORIZER

BATTERY HEALTH NOTE
 PLEASE DO NOT PUT THIS PRODUCT AWAY OR LEAVE IT FOR EXTENDED PERIODS OF TIME WITH A LOW CHARGE. IF THE BATTERY FALLS BELOW 2% AND IS LEFT THAT WAY THEN IT WILL NO LONGER ACCEPT A CHARGE.

DISCLAIMER

Thank you for purchasing the XMAX DABOO. To ensure the best experience, please read and understand the user manual fully before your first use of the XMAX DABOO. We strongly recommend you keep these user manual for future reference.

We hope you enjoy the excellent quality and performance of your new XMAX DABOO.

User must be of legal age within any given jurisdiction to purchase or use the XMAX DABOO, use this product in moderation. This product should not be used by a child, while driving or operating heavy machinery, minors, or women who are pregnant and/or breast feeding and those with life threatening illnesses without first consulting a doctor.

1

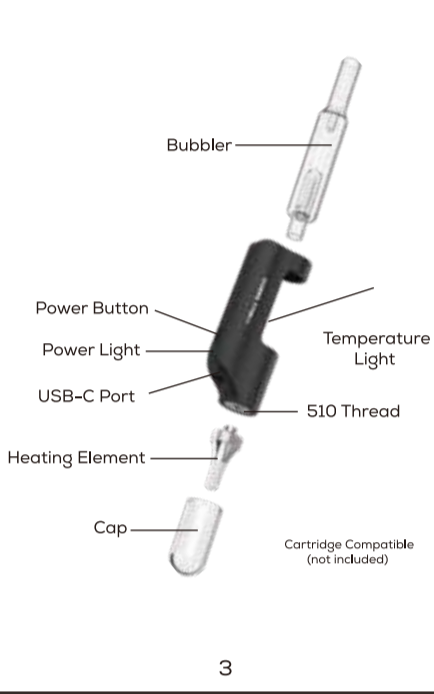
California Prop 65 WARNING: This product contains chemicals known by the state of California to cause cancer birth defects or other reproductive toxicity. The vaporized aerosol of chemicals are known to cause respiratory or other diseases and in some cases are irreversible. If needed contact your local poison control center. USA: AAPCC 1-800-222-1222

Note that the XMAX DABOO is not a medical device and is not intended to administer medicinal or illegal substances of any kind, diagnose, cure, treat or prevent any diseases or other conditions. Any illegal use of this device could subject the user to severe fines, penalties and/or imprisonment under the law of their (and/or other) jurisdictions.

THIS PRODUCT DOES NOT CONTAIN ANY BOTANICAL CONCENTRATE MATERIAL.

2

XMAX DABOO OVERVIEW



3

SPECIFICATIONS

| | |
|--------------------------|--|
| Battery Capacity | 650mAh(Lithium-Polymer) |
| Charging Voltage/Current | 5V/1A |
| Working Voltage | 3.3-4.2V |
| On/Off | Click the button 3 times consecutively |
| Temperature Change | Click the button 2 times consecutively |
| Heating | 20s on-demand or 10s draw active |
| Battery Low | Power light flashes 10 times rapidly |
| Heating Material | Quartz Coil |
| Size | 22*38.5*166.5mm (0.87*1.52*6.55inch) |
| Session | 10/20 seconds |
| Short Circuit Protection | Bubbler red light flashes 5 times rapidly |
| Temperature Settings | 3 temperature settings (285°C/545°F, 320°C/608°F, 360°C/680°F) |

4

OPERATION GUIDE

1. Charge

Fully charge device before first use. Please use the included USB-C cable to charge your device. The red power light is on while charging, and the green power light is always on when fully charged.



(1)

5

2.Fill the Glass Bubbler

Fill glass bubbler with water no more than the red line. Do not fill glass while attached to battery.

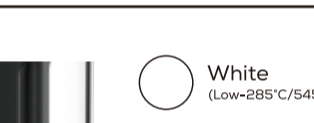
Note: Water will damage battery. Do not overfill glass. Or glow to the mouthpiece when bubbler is settled.



(2)

3. Install
 Install the glass bubbler and heating element properly.

4. USE
 Use the quartz coil to dip a small amount of concentrate.



(4)

6

5. Power On/Off

Click the power button 3 times consecutively to turn on. The power light will flash 3 times. Then the corresponding temperature light illuminates when the unit is on.



(5)

Green: 60%-100%
 White: 20%-60%
 Red: UNDER 20%

6.Temperature Settings
 The XMAX DABOO has 3 temperature settings. Click the power button twice to change temperature settings.

7



(6)

7. Heating and Inhale
 On-Demand Mode: After turning on the DABOO, press and hold power button for vaping maximum 20s.

Draw Active Mode: After turning on the DABOO, it's unnecessary to hold button to heat up while inhaling with a maximum 10s session. No need mode change.

Note: Inhaling gently will produce the best results.

8

8. Clean

1st. Pls remove the heating element and bubbler.

2nd. Soak in alcohol for no more than 3 minutes to clean the heating element after each use. Once clean allow to air dry or dry off with a soft cloth or towel.

3rd. Use a brush or cotton swab to clean the air-path of DABOO.

4th. Use some warm water or alcohol to clean the bubbler.



(7-1)

(7-2)


(7-3)

9. Atomizer Replace
 Simply remove the atomizer cap, then unscrew the used heating element has been removed you may now install the new one by screwing it directly into the device. Then re-install the atomizer cap for a new vaping directly.

9

Note:

You may need to press the heating element a little bit when installing the new coil.



(8)

DABOO fits 510 thread Cartridge (0.5-2.0g)
 Cartridge Compatible (not included)

MAINTENANCE

After using the XMAX DABOO or charging, please allow the device to cool down before storage. It should be stored in a clean, dry place protected against the effects of weather and out of the reach of children and pets.

If you have any concerns or if there is any problem, please switch off the XMAX DABOO and or remove it from the charger immediately. Do not try to remedy any defect yourself. Contact our customer service directly at support@topgreencig.com.

10

WARNING
 DO NOT TOUCH THE HEATING ELEMENT IMMEDIATELY AFTER USE. DO NOT SUBMERGE OR CLEAN BATTERY WITH WATER OR ISOPROPYL ALCOHOL ALWAYS DETACH THE XMAX DABOO HEATING ELEMENT FROM BATTERY PRIOR TO CLEANING.

SAFETY
 Prior to your first use, please read and fully understand the user manual including the safety information. We recommend that this user manual be kept for future reference. Failure to follow warnings may result in a safety hazard including electric shock, fire, property damage, bodily injury, or death.

AGE
 You must be of legal age in your jurisdiction to purchase or use the XMAX DABOO for adult use only.

USE
 Never use the product before reviewing the manual in its entirety. If any section or topic is unclear prior to use please contact customer service for clarification. This product should

11

not be used by children, women who are pregnant or breast feeding, or those with life threatening illnesses without first consulting a doctor. It is recommended that all users consult a doctor prior to use with your chosen concentrate. Note that the XMAX DABOO is not a medical device and not intended to diagnose, cure, treat, prevent any diseases, or other medical conditions. The XMAX DABOO is not intended to administer medicinal or illegal substances of any kind, any illegal use of this device could subject the user to severe fines, penalties, and/or imprisonment under the laws of your local jurisdiction.

If the device or battery begins to feel abnormally hot immediately discontinue use and turn off the unit. Allow device to cool in a safe non-flammable environment. Do not approach device for at least 2 hours. Do not attempt to repair product on your own.

DAMAGE
 Immediately discontinue use of the product if the vaporizer unit is damaged in any way including but not limited to: dents/overheating, unusually restrictive airflow, and/or electrical

12

malfunctions Do not attempt to repair product by disassembling of non-replaceable parts except mouthpiece, heating atomizer, packing tool. Please contact customer service for help with any damaged unit.

All Batteries may explode or burst into flame if used improperly or mistreated. Do not disassemble, puncture or expose, cut, crush, short-circuit, incinerate or immerse to water, fire or high temperature above 60°C or 140°F.

It is your responsibility to understand the dangers as well as the proper procedures for handling all batteries. Do not dispose of in trash containers nor litter the environment.

Please recycle or dispose according to local safety regulations law. (Suggested to cover terminals with proper insulating tape before disposal.)

WARNING
 THIS PRODUCT IS NOT INTENDED FOR NICOTINE. PRODUCT IS DESIGNED FOR LEGAL BOTANICAL CONCENTRATE USE ONLY.

13

PRODUCT DOES NOT CONTAIN ANY CONCENTRATE MATERIALS. KEEP DEVICE AWAY FROM CHILDREN AND PETS.

LIMITED WARRANTY
 The product is warranted for a period of 6 months from purchase with receipt or 6 months from date of manufacture without receipt against defects in manufacturing, workmanship and materials. This device is designed for the use of legal herbal concentrates only. Any use of the XMAX DABOO with illegal substances will void the warranty.

This warranty covers only the electronic base. This warranty does not warrant glass, heating element and damage caused by accident abuse, misuse, natural disaster, user error, or use outside the intended use described in the manual. Use outside the intended use as described in this manual, also includes any tampering with device in any way, including but not limited to modification to alter functionality or modification to alter appearance.

14

The warranty also does not apply to cosmetic damage including but not limited to dents, scratches/chips to finish and/or broken plastic parts.

Normal product wear and tear is not covered under warranty. Normal performance degradation of batteries is also not covered by the warranty.

To make a warranty claim, please contact customer support at support@topgreencig.com. The original bill of sale, authenticity code, pictures or videos, and any serial numbers are required to redeem the warranty.

CUSTOMER SUPPORT
 For any question or concern with the product, its use, or defects, please contact customer support at support@topgreencig.com. We will do our best to provide a response within two(2) business days after receipt of written notice.

15

