


SWE

TA Range

Electrical Accessories



SWE

TA Range

Electrical Accessories



SWE



Introduction to company

Established in the 1980s closely follows the steps of China's opening up to the world. With the factory location in a scenery village surrounded by blue mountains and clear water, lies on the south-west side of the famous tourism city Hangzhou. The SWE brand British Standard accessories are designed to meet the international high quality requirements.

With novelty ideas from the beautiful natural sceneries around us, our R&D department always targets to bring user-friendly designs to the consumers, and to ease the jobs for the electricians.

The elegant TA-range are specially designed for the new international trend, to make your house cope with the most fashionable style.

The quality management system of Hangzhou Hongshi has gained approval from both BSI and ASTA to ISO 9001:2000. All the accessories offered by Hongshi have approvals for BSI, ASTA, ITS etc.

A closely connected top management staff, and experienced work force with more than 1200 people, we are able to offer you high quality products with reasonable prices, trust us, SWE is your best choice for decoration of your home.



Contents



01/02

- PLATE SWITCHES
- 3-POLE SWITCHES
- INTERMEDIATE SWITCH
- IP SWITCHES
- HIGH-OFF-LOW SWITCHES
- BELL SWITCHES

03/04

- BELL SWITCHES WITH NEON
- FLUSH SWITCHES WITH F/O
- HEAVY LOAD SWITCHES 3*3
- HEAVY LOAD SWITCHES 3*6
- 45A COOKER PLATE
- 1-GANG DIMMER SWITCHES
- 2-GANG DIMMER SWITCHES

05/06

- 1 GANG DIMMER SWITCHES
- 3&4 GANG DIMMER SWITCHES
- 1-GANG SOCKET OUTLETS
- 2-GANG TV SOCKETS
- FCU's WITH F/O
- SWITCHED FCU's WITH F/O

07/08

- BS 546 SOCKETS
- SWITCHED BS 546 SOCKETS
- 16A MULTI-FUNCTION SOCKETS
- 1-GANG TV SOCKETS
- 2-GANG TV SOCKETS
- SATELLITE SOCKETS

09/10

- UK TELEPHONE SOCKETS
- 1-GANG TELEPHONE SOCKETS
- 2-GANG TELEPHONE SOCKETS
- BLANK PLATES
- CONNECTION PLATES
- METAL MOUNTING BOX



T301AB 1 gang 1 way white
T301AE 1 gang 1 way black

REMARKS:

"A" REFERS TO CAST BRASS ROPE-EDGE


"B" REFERS TO WHITE INSERT

"E" REFERS TO BLACK INSERT


PLEASE USE COMPLETE CODE WHEN PLACING ORDERS

TA Range | Electrical Accessories |

PLATE SWITCHES 10AX 250V



- T301A 1 gang 1 way
- T302A 1 gang 2 way
- T303A 2 gang 1 way
- T304A 2 gang 2 way
- T305A 3 gang 1 way
- T306A 3 gang 2 way



- T307A 4 gang 1 way
- T308A 4 gang 2 way
- T309A 6 gang 1 way
- T310A 6 gang 2 way



3-POLE SWITCHES 10AX 250V



- T311A 1 gang 1 way 3-pole fan switch
- T312A 1 gang 2-way 3-pole



INTERMEDIATE SWITCH



- T313A 1 gang 2 way



IP SWITCHES 10AX 250V



- T314A 1 gang 2 way
- T363A 2 gang 2 way



HIGH-OFF-LOW SWITCHES 10AX 250V



- T315A 1 gang 2 way
- T362A 2 gang 2 way



BELL SWITCHES 10A 250V



- T316A Printed "press"
- T317A Printed "bell"
- T360A Printed "lamp"



TA Range | Electrical Accessories |

BELL SWITCHES WITH NEON 10A 250V	FLUSH SWITCHES WITH F/O 20A DP	HEAVY LOAD SWITCHES 3*3 45A DP	HEAVY LOAD SWITCHES 3*6 45A DP	COOKER PLATE 45A DP	DIMMER SWITCHES 1 GANG, 250V	DIMMER SWITCHES 2 GANG, 250V	
<ul style="list-style-type: none"> T318A Printed "press" T319A Printed "bell" T361A Printed "lamp" 	<ul style="list-style-type: none"> T324A 1 gang with neon T324A-1 1gang with neon (WATER HEATER) T325A 1 gang 	<ul style="list-style-type: none"> T327A 1 gang with neon T328A 1 gang 	<ul style="list-style-type: none"> T329A 1 gang with neon T330A 1 gang 	<ul style="list-style-type: none"> T331A With neon T332A Without neon 	<ul style="list-style-type: none"> T350A 1-W 250W T344A 2-W 250W T351A 250W speed switch T352A 1-W 400W 	<ul style="list-style-type: none"> T345A 2-W 400W T355A 1-W 500W T346A 2-W 500W T357A 1-W 1000W 	<ul style="list-style-type: none"> T353A 1-W 250W T348A 2-W 250W T354A 1-W 400W T349A 2-W 400W T356A 1-W 500W T373A 2-W 500W

TA Range | Electrical Accessories |

DIMMER SWITCHES 1 GANG	DIMMER SWITCHES 3&4-GANG, 250V	1-GANG SOCKET OUTLETS 13A	2-GANG SOCKET OUTLETS 13A	FCU's WITH F/O	SWITCHED FCU'S WITH F/O
<ul style="list-style-type: none"> T371A 1-W 125V, 1000W/250V, 2000W T372A 2-W 125V, 1000W/250V, 2000W 	<ul style="list-style-type: none"> T364A 3-G, 2-W 400W T365A 4-G, 2-W 400W 	<ul style="list-style-type: none"> T403A Unswitched T405A Switched, single pole T409A Switched, double pole 	<ul style="list-style-type: none"> T404A Unswitched T406A Switched, single pole T410A Switched, double pole 	<ul style="list-style-type: none"> T413A 13A with neon T414A 5A with neon T415A 3A with neon T416A 13A T417A 5A T418A 3A 	<ul style="list-style-type: none"> T419A 13A with neon T420A 5A with neon T421A 3A with neon T422A 13A T423A 5A T424A 3A

**UNSWITCHED
BS 546 SOCKETS**

**SWITCHED
BS 546 SOCKETS**

**MULTI-FUNCTION
SOCKTS 16A**

**TV SOCKETS
1 GANG**

**TV SOCKETS
2 GANG**

**SATELLITE
SOCKETS**



- T455A
1 gang 2A
- T426A
1 gang 5A
- T427A
1 gang 15A



- T428A
1 gang 5A
- T429A
1 gang 15A



- T460A
1 gang
- T444A
2 gang
- T445A
1 gang+20A switch



- T432A
TV socket
- T434A
Isolated TV
- T435A
Isolated TV+one branch



- T433A
TV socket
- T436A
Isolated TV
- T437A
Isolated TV+one branch



- T469A
1 gang
- T468A
1 gang-isolated TV



**UK TELEPHONE
SOCKETS**

**TELEPHONE
SOCKETS
1 GANG**

**TELEPHONE
SOCKETS
2 GANG**

BLANK PLATES

**CONNECTION
PLATES**

**METAL MOUNTING
BOXES**



- T438A
1 gang - secondary
- T439A
1 gang - master
- T440A
2 gang - secondary
- T441A
2 gang - master




- T462A
RJ11 8-term 2-line
- T463A
RJ11 8-term 4-line
- T464A
RJ11 8-term 6-line
- T442A
RJ45 8-term 8-line



- T465A
RJ11 8-term 2-line
- T466A
RJ11 8-term 4-line
- T467A
RJ11 8-term 6-line
- T443A
RJ45 8-term 8-line



- T401A
1 gang
- T402A
2 gang



- T820A
20A



- T805
25mm single cavity
- T806
30mm single cavity
- T807
35mm single cavity
- T809
47mm single cavity
- T810
25mm double cavity
- T811
35mm double cavity
- T813
47mm double cavity
- T816
35mm dual cavity

