

L6E3

Load Cell L6E3



Products specification

- ◆L6E3 load cells are available in the capacities 50kg to 300kg.
- ◆Alumium construction with parallel beam.
- ◆Silicon adhesive sealed, surface anodized and anti-corrosion.
- ◆Integral structure and easy installation.
- ◆Suitable for electronic pricing scales, platform scales and other electronic weighing devices.

Features

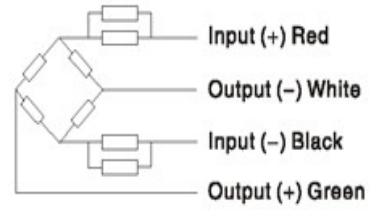
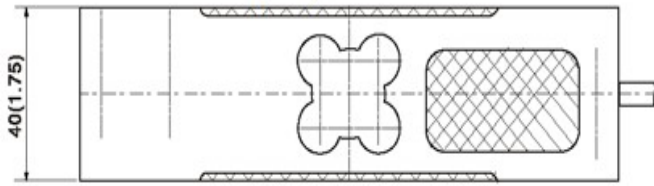
- ◆Capacity: 50kg to 300kg .
- ◆High accuracy.
- ◆Max. platform size: 450x450mm.
- ◆With OIML approval.

Specifications

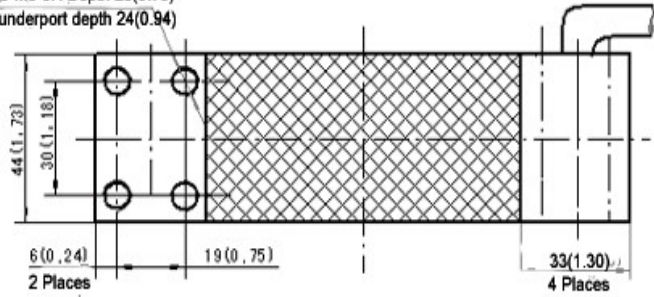
Capacity	kg	50/100/150/200/250/300		
Accuracy		C3D	C3	C3G
Approvals			OIML R60 C3	
Maximum number of verification intervals	n max	2500	3000	4000
Minimum load cell verification interval	v min	$E_{max}/5000$	$E_{max}/7000$	$E_{max}/11000$
Combined error	(%FS)	$\leq\pm 0.030$	$\leq\pm 0.020$	$\leq\pm 0.015$
Creep	(%FS/30min)	$\leq\pm 0.020$	$\leq\pm 0.0167$	$\leq\pm 0.0125$
Temperature effect on sensitivity	(%FS/10°C)	$\leq\pm 0.021$	$\leq\pm 0.0175$	$\leq\pm 0.0131$
Temperature effect on zero	(%FS/10°C)	$\leq\pm 0.028$	$\leq\pm 0.020$	$\leq\pm 0.0127$
Output sensitivity	(mv/v)	2.0±0.2		
Input resistance	(Ω)	406±6		
Output resistance	(Ω)	350±3		
Insulation resistance	(MΩ)	≥5000(50VDC)		
Zero balance	(%FS)	2		
Temperature, compensated	(°C)	-10~+40		
Temperature, operating	(°C)	-35~+65		
Excitation, Recommended	(V)	5~12(DC)		
Excitation, Max	(V)	18(DC)		
Safe overload	(%FS)	150		
Ultimate overload	(%FS)	300		
Corner correction		0.02% load value/100mm		

L6E3

Outline Dimension mm(inch)



8-M8-6H Depth 20(0.79)
underport depth 24(0.94)



Wiring:

Adopt a shielded, 4 conductor cable, and cable jacket is PVC.
Cable length: 3 ± 0.1 m
Cable diameter: 5.3 ± 0.2 mm

HANGZHOU GONGHENG WEIGHING EQUIPMENT CO.,LTD

www.hzgh-scales.com

hzghscale@yahoo.com