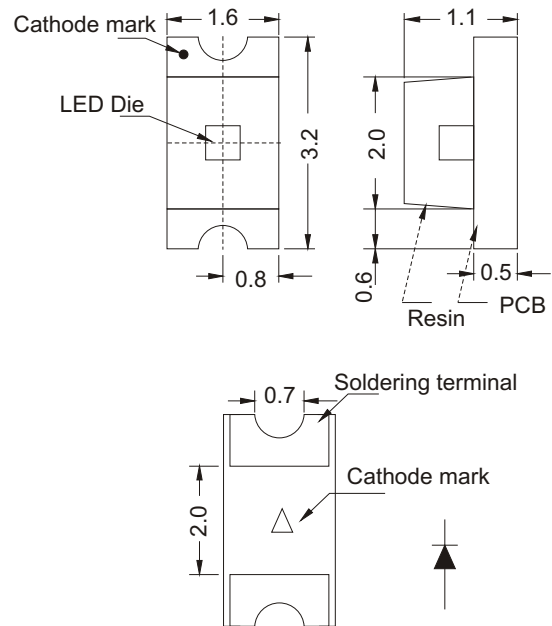




● Features:

- 1. Chip material: AlGaInP/GaAs
- 2. Emitting color: Ultra Orange
- 3. Lens Appearance: Water Clear
- 4. Long life-solid state reliability
- 5. Compatible with automatic placement equipment
- 6. Compatible with reflow solder process
- 7. RoHS compliant

● Package dimensions



Notes:

- 1. All dimensions are in millimeters (inches).
- 2. Tolerance is $\pm 0.25\text{mm}$ (0.01") unless otherwise specified.
- 3. Specifications are subject to change without notice.

● Absolute maximum ratings ($T_a = 25^\circ\text{C}$)

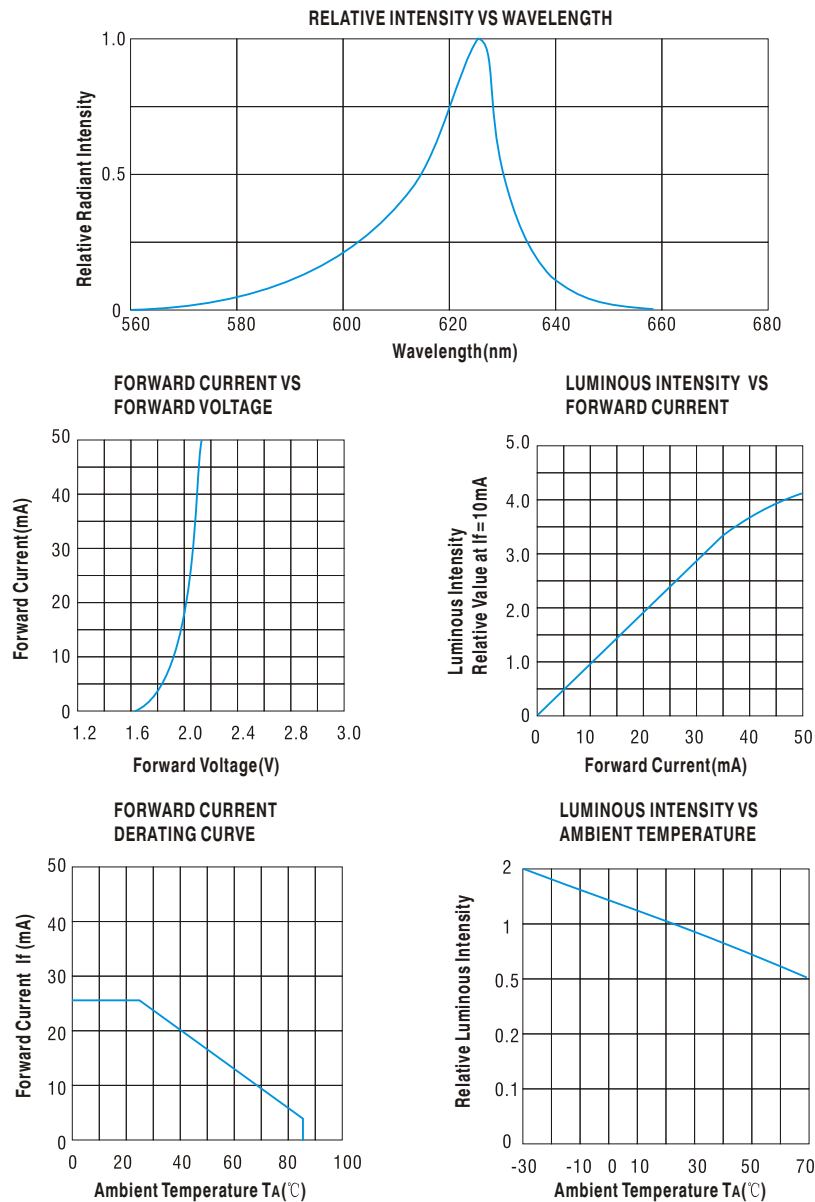
Characteristic	Test Condition	Symbol	UE	Units
Pulse Forward Current	1/10 duty cycle 0.1ms Pulse width	I_{FP}	80	mA
DC Forward Current		I_F	25	mA
Reverse Current	$V_R = 5\text{V}$	I_R	10	μA
Power Dissipation		P_D	65	mW
Operating Temperature		T_{OPR}	-40 to +80	$^\circ\text{C}$
Storage Temperature		T_{STG}	-40 to +85	$^\circ\text{C}$
Lead Soldering Temperature	1.60mm from body maximum 3 seconds	T_{SOL}	260	$^\circ\text{C}$



● Electrical And Optical Characteristics(Ta=25°C)

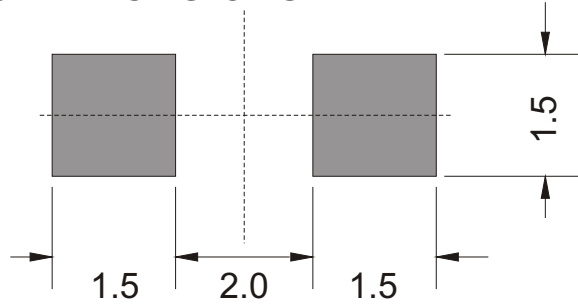
Parameter	Test Condition	Symbol	Min.	Typ.	Max.	Units
Forward Voltage	IF=20mA	V _F	---	2.00	2.50	V
Reverse Current	V _R =5V	I _R	---	---	10	μA
Peak Wavelength	IF=20mA	λ _p	---	632	---	nm
Dominant Wavelength	IF=20mA	λ _D	---	624	---	nm
Spectral Line Half-width	IF=20mA	Δλ	---	20	---	nm
Luminous Intensity	IF=20mA	I _v	50	120	---	mcd
Viewing Angle	IF=20mA	2θ½	---	120	---	deg.

● Typical electro-optical characteristics curves





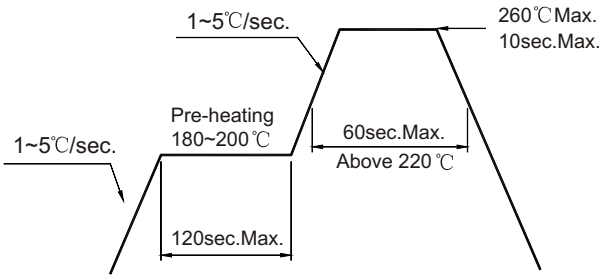
● Soldering Pad Dimensions:



● Soldering Conditions:

1. Reflow soldering profile

Lead-free solder



2. Soldering Iron

Power dissipation of iron should be smaller than 25W, and temperature should be controllable. The work must be finished within 3sec. under 300°C only once.

Do not stress its resin while soldering.

After soldering, do not warp the circuit board.

● Package Tape Specifications:(3000pcs/Reel)

