



15.00mm X 15.00mm Single Color Light Bar

Features:

- *High segment intensity
- *Wide viewing angle
- *Range of colors
- *White face White segment
- *RoHS compliant

Available option:

- *Alternative face color
- *Cropped terminal pins
- *Available emitting color
- *Low current version

Electro/Optical Characteristics If=20mA Ta=25°C

Part Number	Emitting Colors	Peak Wavelength	Forward Voltage V _F		Luminous Intensity I _v	
			Typ.	Max.	Min.	Typ.
NFA-S15ZH2-01	GaP/GaP Red	700	4.50	5.00	0.80	1.60
NFA-S15ZS2-01	GaAlAs/GaAs SH Hi-Red	660	3.60	4.40	16.00	24.00
NFA-S15ZD2-01	GaAlAs/GaAs DH Super Red	660	3.60	4.40	44.00	56.00
NFA-S15ZE2-01	GaAsP/GaP Orange	632	4.20	5.00	16.00	24.00
NFA-S15ZY2-01	GaAsP/GaP Yellow	585	4.20	5.00	8.00	14.00
NFA-S15ZG2-01	GaP/GaP Green	568	4.40	5.00	14.00	22.00
Units		nm	V		mcd	

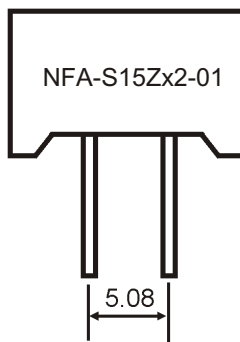
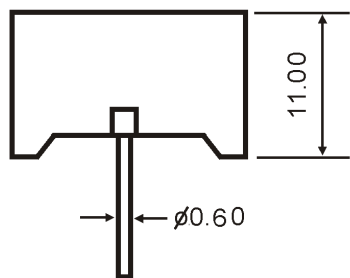

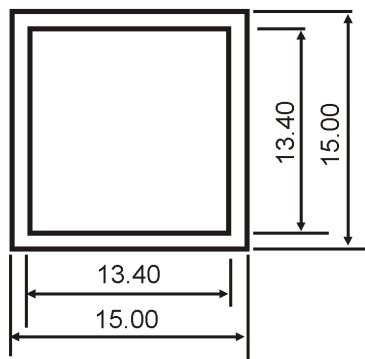
Maximum Ratings Ta=25°C (Derate above 25°C)

Characteristic	Test Condition	Symbol	H	S	D	E	Y	G	Units
Pulse Forward Current	1/10 duty cycle 0.1ms Pulse width	I _{FP}	50*2	100*2	100*2	100*2	100*2	100*2	mA
DC Forward Current		I _F	15	25	25	30	30	30	mA
Reverse Current	V _R =10V	I _R	10	10	10	10	10	10	μA
Power Dissipation		P _D	40*2	60*2	60*2	80*2	80*2	80*2	mW
Operating Temperature		T _{OPR}	-40 to +80						°C
Storage Temperature		T _{TSG}	-40 to +85						°C
Lead soldering temperature	1.60mm from body maximum 3 seconds		260						°C



15.00mm X 15.00mm Single Color Light Bar

PACKAGE DIMENSION



INTERNAL CIRCUIT DIAGRAM

NFA-S15Zx2



Tolerance $\pm 0.25\text{mm}$ unless stated

Checked

Chen N.H.

Approved

Jason Chen

Date

Apr/27/2007

PAGE 2 /2