



22.0mm X 30.0mm Special Design Arrow Led Displays

Features:

- *High segment intensity
- *Wide viewing angle
- *Range of colors
- *Black face White segment
- *RoHS compliant

Available option:

- *Alternative face and segment color
- *Cropped terminal pins
- *Available emitting color
- *Low current version

Electro/Optical Characteristics If=20mA Ta=25°C

Part Number	Emitting Colors	Peak Wavelength	Forward Voltage V _F /Seg.		Luminous Intensity I _v /Seg.	
			Typ.	Max.	Min.	Typ.
NFA-T142230ZH-A-11	GaP/GaP Red	700	4.50	5.00	0.40	0.80
NFA-T142230ZS-A-11	GaAlAs/GaAs SH Hi-Red	660	3.60	2.20	8.00	12.00
NFA-T142230ZD-A-11	GaAlAs/GaAs DH Super Red	660	3.60	2.20	22.00	28.00
NFA-T142230ZE-A-11	GaAsP/GaP Orange	632	4.20	5.50	8.00	12.00
NFA-T142230ZY-A-11	GaAsP/GaP Yellow	585	4.20	5.50	4.00	7.00
NFA-T142230ZG-A-11	GaP/GaP Green	568	4.40	5.50	7.00	11.00
Units		nm	V		mcd	

Maximum Ratings Ta=25°C (Derate above 25°C)

Characteristic	Test Condition	Symbol	H	S	D	E	Y	G	Units
Pulse Forward Current Per Seg.	1/10 duty cycle 0.1ms Pulse width	I _{FP}	50	100	100	100	100	100	mA
DC Forward Current Per Seg.		I _F	15	25	25	30	30	30	mA
Reverse Current Per Seg.	V _R =10V	I _R	10	10	10	10	10	10	μA
Power Dissipature		P _D	40*14	60*14	60*14	80*14	80*14	80*14	mW
Operating Temperature		T _{OPR}	-40 to +80						°C
Storage Temperature		T _{TSG}	-40 to +85						°C
Lead soldering temperature	1.60mm from body maximum 3 seconds		260						°C

Checked

Chen N.H.

Approved

Jason Chen

Date

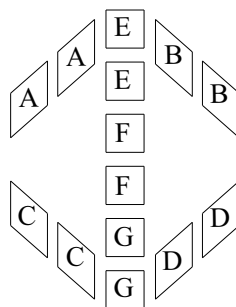
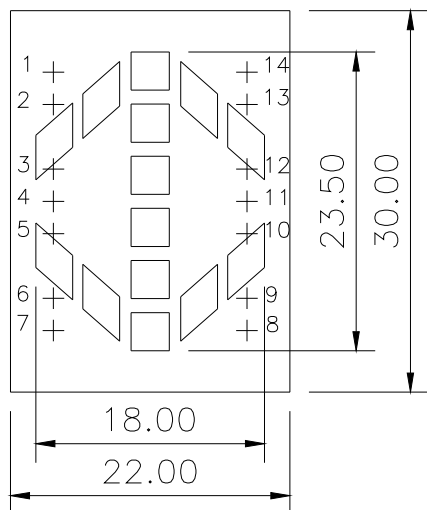
May/16/2007

PAGE 1 / 2



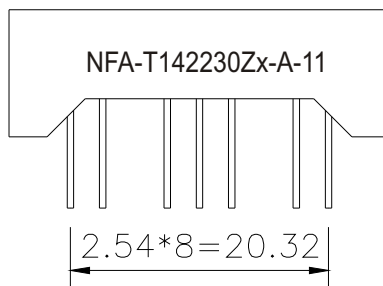
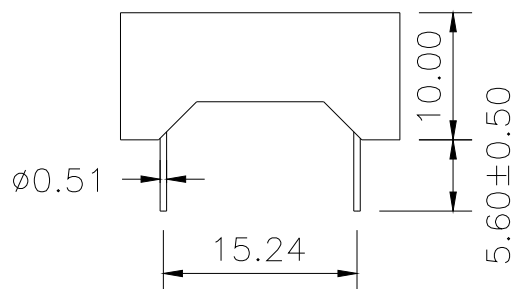
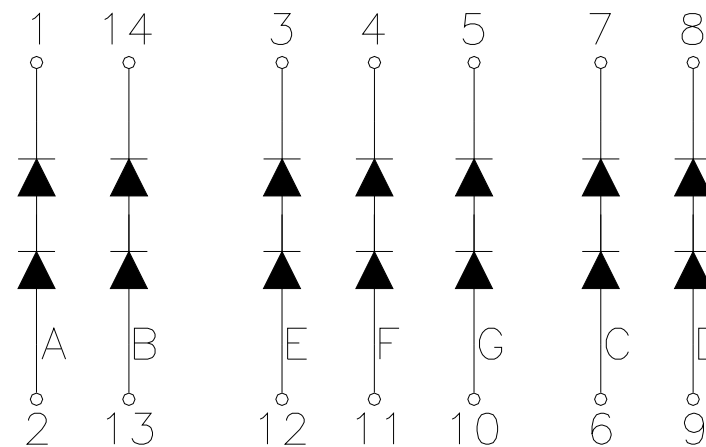
22.0mm X 30.0mm Special Design Arrow Led Displays

PACKAGE DIMENSION



INTERNAL CIRCUIT DIAGRAM

NFA-T142230Zx-A



Tolerance $\pm 0.25\text{mm}$ unless stated

Checked

Chen N.H.

Approved

Jason Chen

Date

May/16/2007

PAGE 2 / 2