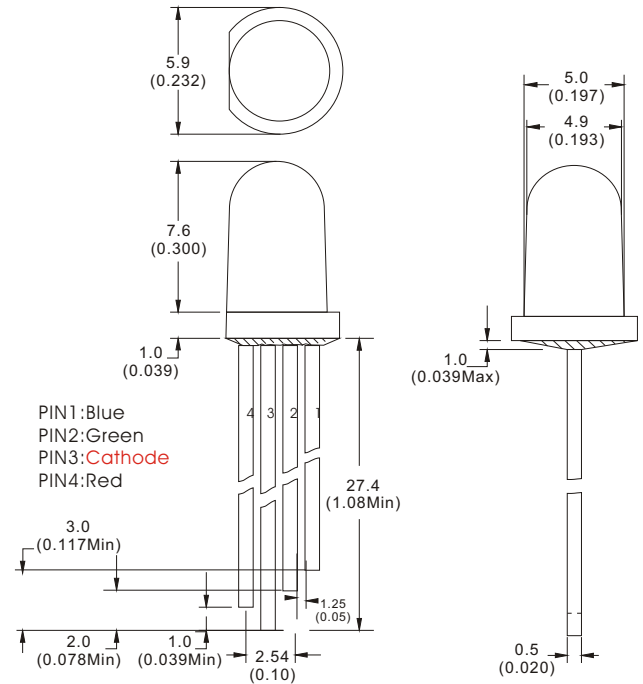




### ● Features:

- 1. Chip material: **RED**      **AlGaInP**  
                          **GREEN**    **InGaN**  
                          **BLUE**      **InGaN**
- 2. Emitting color: **RGB**
- 3. Lens Appearance: **Water Clear**
- 4. Long life-solid state reliability
- 5. IC compatible/Low current capability
- 6. RoHS compliant

### ● Package dimensions



### Notes:

1. All dimensions are in millimeters (inches).
2. Tolerance is  $\pm 0.25\text{mm}$  ( $0.01''$ ) unless otherwise specified.
3. An epoxy meniscus may extend about 1.0mm down to the lead.
4. Specifications are subject to change without notice.



### ● Absolute maximum ratings ( $T_a = 25^\circ\text{C}$ )

Characteristic	Test Condition	Symbol	UE	PG/UB	Units
Pulse Forward Current	1/10 duty cycle 0.1ms Pulse width	$I_{FP}$	100	100	mA
DC Forward Current		$I_F$	30	25	mA
Reverse Current	$V_R = 5\text{V}$	$I_R$	10	10	$\mu\text{A}$
Power Dissipation		$P_D$	65	120	mW
Operating Temperature		$T_{OPR}$	-40 to +80		$^\circ\text{C}$
Storage Temperature		$T_{STG}$	-40 to +85		$^\circ\text{C}$
Lead Soldering Temperature	1.60mm from body maximum 3 seconds	$T_{SOL}$	260		$^\circ\text{C}$

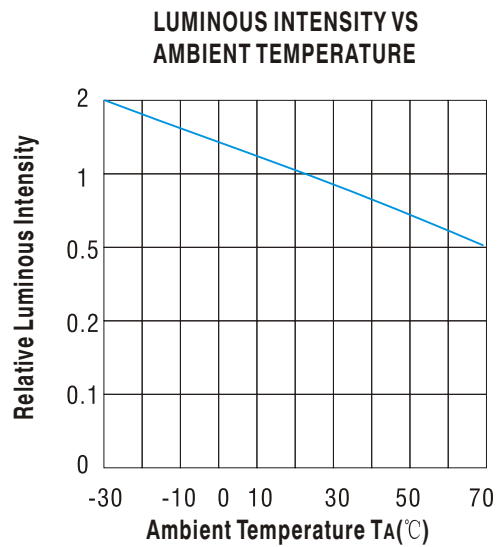
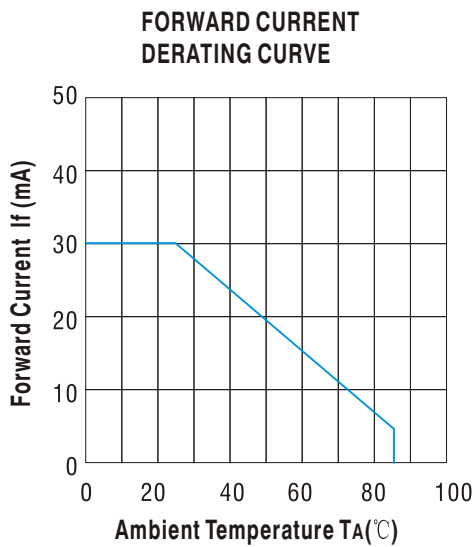
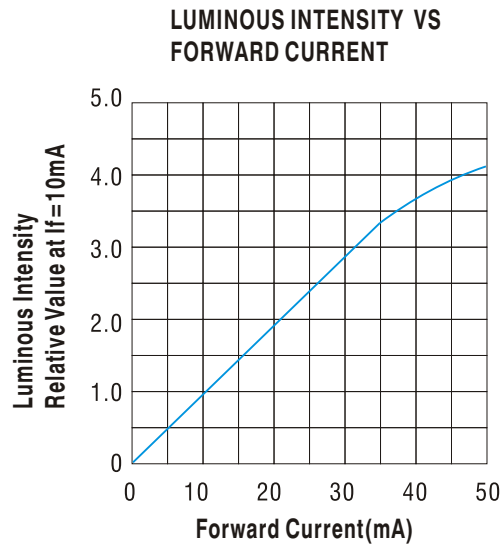
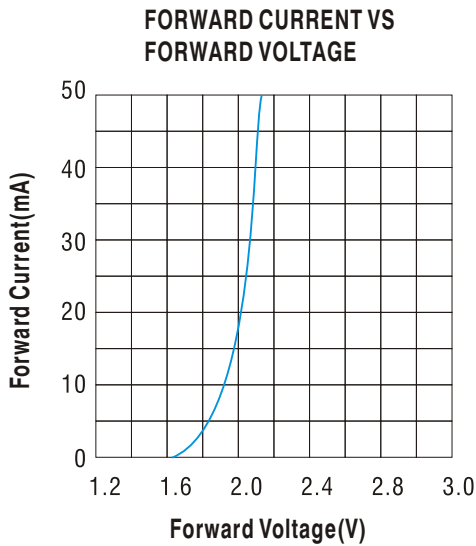
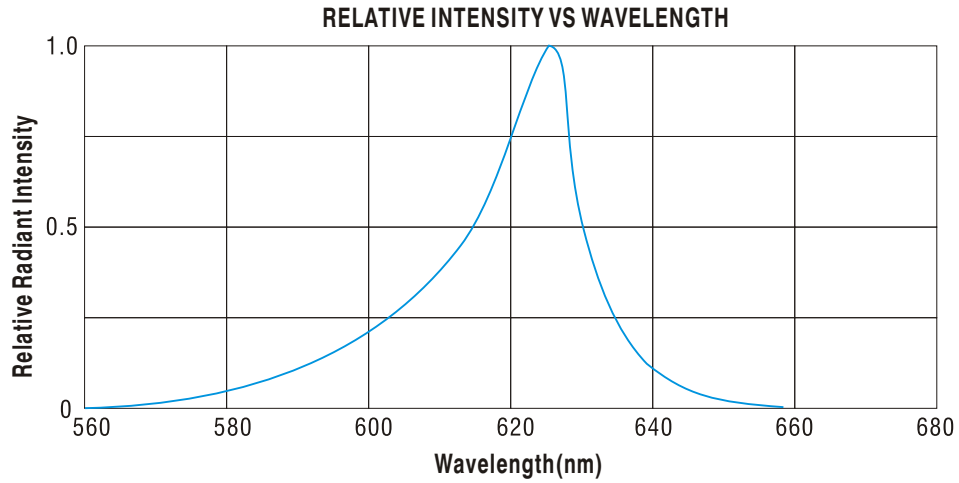


### ● Electrical And Optical Characteristics(Ta=25°C)

Parameter	Test Condition	Symbol	Colors	Typ.	Max.	Units
Forward Voltage	IF=20mA	V <sub>F</sub>	UE	2.00	2.50	V
Reverse Current	V <sub>R</sub> =5V	I <sub>R</sub>		---	10	μA
Peak Wavelength	IF=20mA	λ <sub>P</sub>		632	---	nm
Dominant Wavelength	IF=20mA	λ <sub>D</sub>		624	---	nm
Spectral Line Half-width	IF=20mA	Δλ		20	---	nm
Luminous Intensity	IF=20mA	I <sub>V</sub>		1000	---	mcd
Forward Voltage	IF=20mA	V <sub>F</sub>	PG	3.30	4.00	V
Reverse Current	V <sub>R</sub> =5V	I <sub>R</sub>		---	10	μA
Peak Wavelength	IF=20mA	λ <sub>P</sub>		---	---	nm
Dominant Wavelength	IF=20mA	λ <sub>D</sub>		520	---	nm
Spectral Line Half-width	IF=20mA	Δλ		35	---	nm
Luminous Intensity	IF=20mA	I <sub>V</sub>		2800	---	mcd
Forward Voltage	IF=20mA	V <sub>F</sub>	UB	3.30	4.00	V
Reverse Current	V <sub>R</sub> =5V	I <sub>R</sub>		---	10	μA
Peak Wavelength	IF=20mA	λ <sub>P</sub>		---	---	nm
Dominant Wavelength	IF=20mA	λ <sub>D</sub>		465	---	nm
Spectral Line Half-width	IF=20mA	Δλ		26	---	nm
Luminous Intensity	IF=20mA	I <sub>V</sub>		600	---	mcd
Viewing Angle	IF=20mA	2θ ½		20	---	deg.



## ● Typical electro-optical characteristics curves





## ● Typical electro-optical characteristics curves

