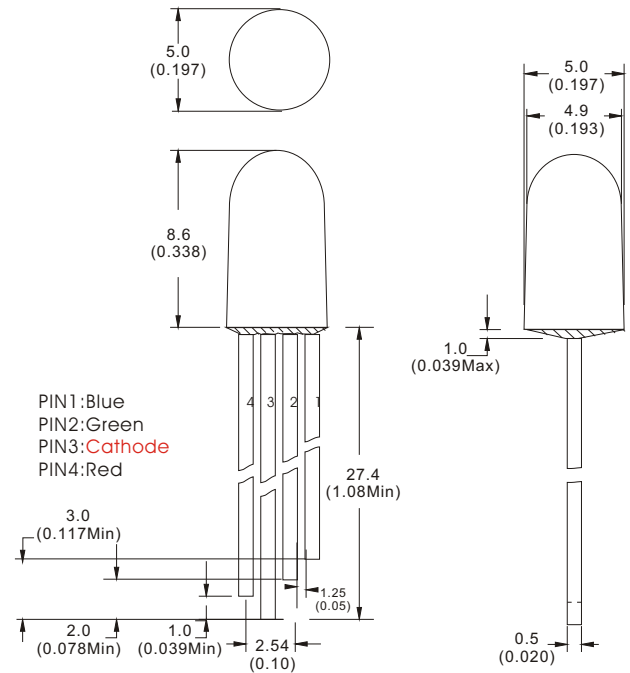




● Features:

- 1. Chip material: **RED** **AlGaInP**
 GREEN **InGaN**
 BLUE **InGaN**
- 2. Emitting color: **RGB**
- 3. Lens Appearance: **Water Clear**
- 4. Long life-solid state reliability
- 5. IC compatible/Low current capability
- 6. RoHS compliant

● Package dimensions



Notes:

1. All dimensions are in millimeters (inches).
2. Tolerance is $\pm 0.25\text{mm}$ ($0.01''$) unless otherwise specified.
3. An epoxy meniscus may extend about 1.0mm down to the lead.
4. Specifications are subject to change without notice.



● Absolute maximum ratings ($T_a = 25^\circ\text{C}$)

Characteristic	Test Condition	Symbol	UE	PG/UB	Units
Pulse Forward Current	1/10 duty cycle 0.1ms Pulse width	I_{FP}	100	100	mA
DC Forward Current		I_F	30	25	mA
Reverse Current	$V_R = 5\text{V}$	I_R	10	10	μA
Power Dissipation		P_D	65	120	mW
Operating Temperature		T_{OPR}	-40 to +80		$^\circ\text{C}$
Storage Temperature		T_{STG}	-40 to +85		$^\circ\text{C}$
Lead Soldering Temperature	1.60mm from body maximum 3 seconds	T_{SOL}	260		$^\circ\text{C}$

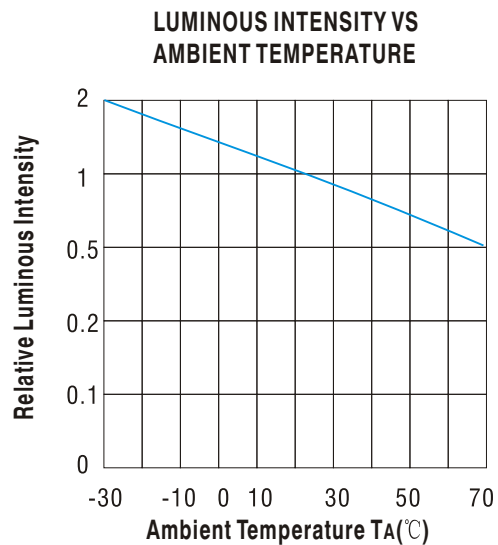
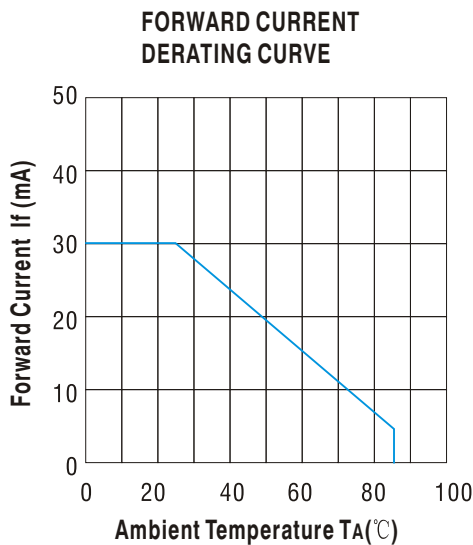
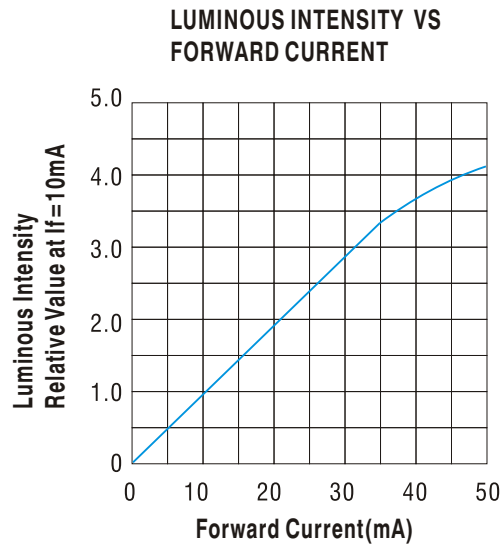
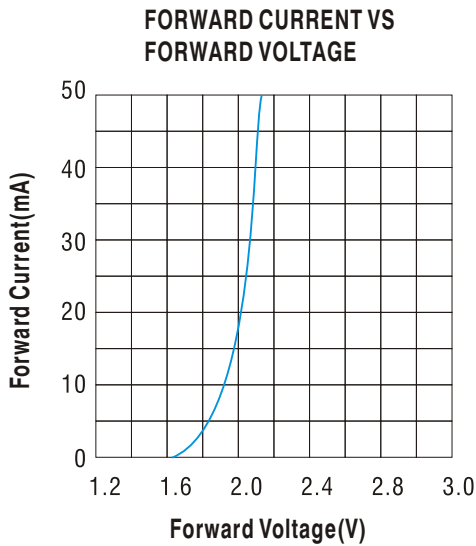
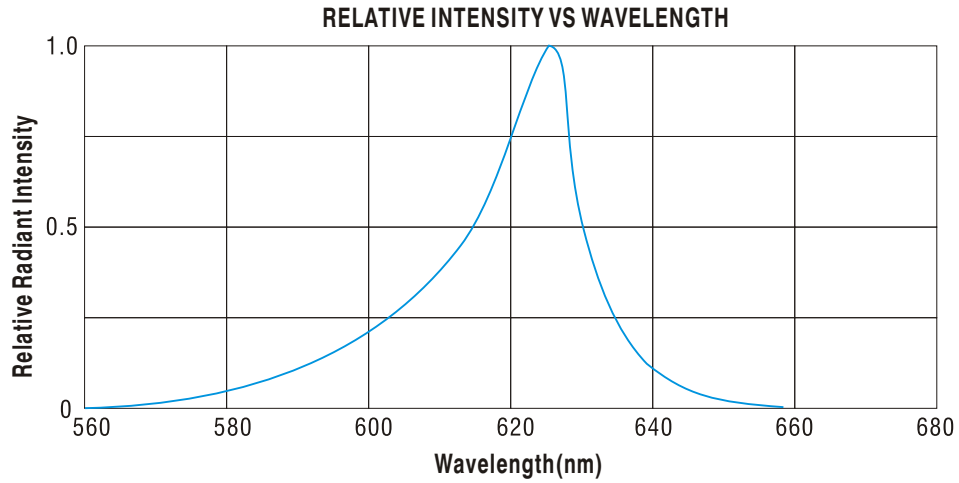


● Electrical And Optical Characteristics(Ta=25°C)

Parameter	Test Condition	Symbol	Colors	Typ.	Max.	Units
Forward Voltage	IF=20mA	V _F	UE	2.00	2.50	V
Reverse Current	V _R =5V	I _R		---	10	μA
Peak Wavelength	IF=20mA	λ _P		632	---	nm
Dominant Wavelength	IF=20mA	λ _D		624	---	nm
Spectral Line Half-width	IF=20mA	Δλ		20	---	nm
Luminous Intensity	IF=20mA	I _V		1000	---	mcd
Forward Voltage	IF=20mA	V _F	PG	3.30	4.00	V
Reverse Current	V _R =5V	I _R		---	10	μA
Peak Wavelength	IF=20mA	λ _P		---	---	nm
Dominant Wavelength	IF=20mA	λ _D		520	---	nm
Spectral Line Half-width	IF=20mA	Δλ		35	---	nm
Luminous Intensity	IF=20mA	I _V		2800	---	mcd
Forward Voltage	IF=20mA	V _F	UB	3.30	4.00	V
Reverse Current	V _R =5V	I _R		---	10	μA
Peak Wavelength	IF=20mA	λ _P		---	---	nm
Dominant Wavelength	IF=20mA	λ _D		465	---	nm
Spectral Line Half-width	IF=20mA	Δλ		26	---	nm
Luminous Intensity	IF=20mA	I _V		600	---	mcd
Viewing Angle	IF=20mA	2θ ½		30	---	deg.



● Typical electro-optical characteristics curves





● Typical electro-optical characteristics curves

