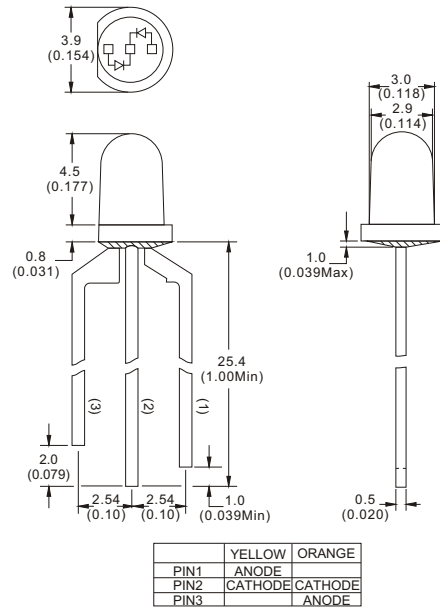




● Features:

- 1. Chip material: AlGaInP/GaAs
- 2. Emitting color: Ultra Red/Ultra Green
- 3. Lens Appearance: White Diffused
- 4. Long life-solid state reliability
- 5. IC compatible/Low current capability
- 6. RoHS compliant

● Package dimensions



- 1. All dimensions are in millimeters (inches).
- 2. Tolerance is $\pm 0.25\text{mm}$ ($0.01''$) unless otherwise specified.
- 3. Specifications are subject to change without notice.

● Absolute maximum ratings ($T_a = 25^\circ\text{C}$)

Characteristic	Test Condition	Symbol	UHR	UG	Units
Pulse Forward Current	1/10 duty cycle 0.1ms Pulse width	I_{FP}	80	80	mA
DC Forward Current		I_F	25	25	mA
Reverse Current	$V_R = 5\text{V}$	I_R	10	10	μA
Power Dissipation		P_D	65	80	mW
Operating Temperature		T_{OPR}	-40 to +80		$^\circ\text{C}$
Storage Temperature		T_{STG}	-40 to +85		$^\circ\text{C}$
Lead Soldering Temperature	1.60mm from body maximum 3 seconds	T_{SOL}	260		$^\circ\text{C}$

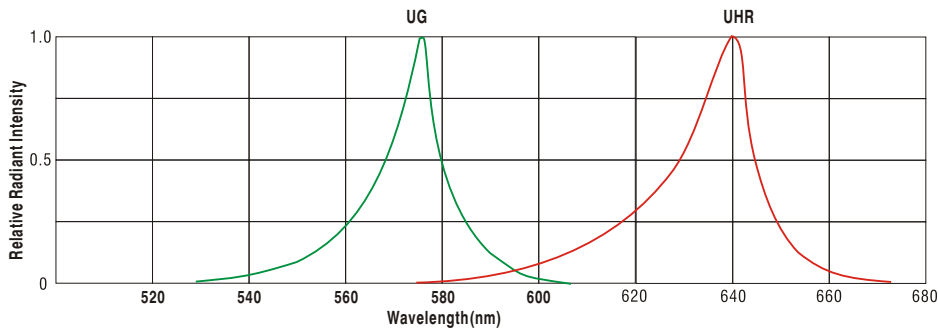


● Electrical And Optical Characteristics(Ta=25°C)

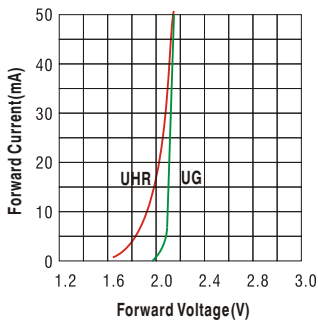
Parameter	Test Condition	Symbol	Colors	Typ.	Max.	Units
Forward Voltage	IF=20mA	V _F	UHR	2.00	2.50	V
Reverse Current	V _R =5V	I _R		---	10	μA
Peak Wavelength	IF=20mA	λ _P		640	---	nm
Dominant Wavelength	IF=20mA	λ _D		635	---	nm
Spectral Line Half-width	IF=20mA	Δλ		20	---	nm
Luminous Intensity	IF=20mA	I _V		180	---	mcd
Forward Voltage	IF=20mA	V _F	UG	2.10	2.50	V
Reverse Current	V _R =5V	I _R		---	10	μA
Peak Wavelength	IF=20mA	λ _P		574	---	nm
Dominant Wavelength	IF=20mA	λ _D		571	---	nm
Spectral Line Half-width	IF=20mA	Δλ		15	---	nm
Luminous Intensity	IF=20mA	I _V		120	---	mcd
Viewing Angle	IF=20mA	2θ½	UHRUG	60	---	deg.

● Typical electro-optical characteristics curves

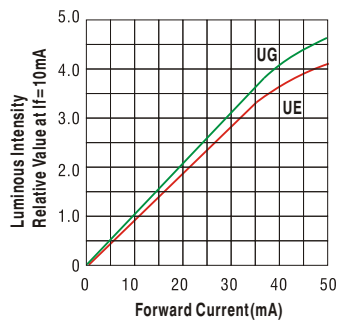
RELATIVE INTENSITY VS WAVELENGTH



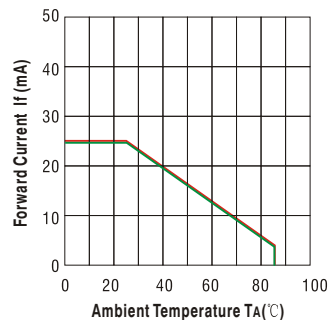
FORWARD CURRENT VS FORWARD VOLTAGE



LUMINOUS INTENSITY VS FORWARD CURRENT



FORWARD CURRENT DERATING CURVE



LUMINOUS INTENSITY VS AMBIENT TEMPERATURE

