



1.50" (38.00mm) Φ 3.70mm 8*8 Bi-Color Dot Matrix Displays

Features:

- *High dot intensity
- *Wide viewing angle
- *Bi- colors
- *Black face White dot
- *RoHS compliant

Available option:

- *Alternative face and dot color
- *Cropped terminal pins
- *Available emitting color
- *Low current version

Electro/Optical Characteristics If=20mA Ta=25°C

Part Number Row Cathode Column Anode	Part Number Row Anode Column Cathode	Emitting Color	Peak Wavelength	Forward Voltage V _F /Dot		Luminous Intensity I _v /Dot	
				Typ.	Max.	Min.	Typ.
NFM-15882ASG-11	NFM-15882BSG-11	GaAlAs/GaAs Hi-Red	660	1.80	2.20	8.0	12.0
		GaP/GaP Green	570	2.20	2.50	7.0	11.0
NFM-15882AEG-11	NFM-15882BEG-11	GaAsP/GaP Orange	632	2.10	2.50	8.0	12.0
		GaP/GaP Green	570	2.20	2.50	7.0	11.0
Units			nm	V		mcd	

Maximum Ratings Ta=25°C (Derate above 25°C)


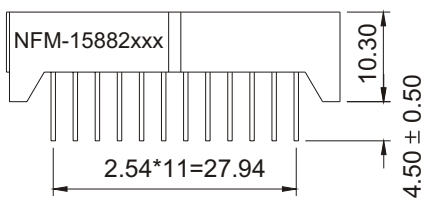
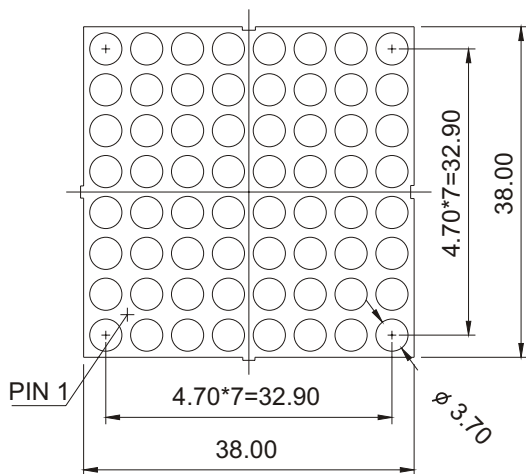
Characteristic	Test Condition	Symbol	S	G	E			Units	
Pulse Forward Current Per Dot	1/10duty cycle 0.1ms Pulse width	I _{FP}	100	100	100			mA	
DC Forward Current Per Dot		I _F	25	30	30			mA	
Reverse Current Per Dot	V _R =5V	I _R	10	10	10			μA	
Power Dissipation		P _D	60*64	80*64	80*64			mW	
Operating Temperature		T _{OPR}	-40 to +80						°C
Storage Temperature		T _{TSG}	-40 to +85						°C
Lead soldering temperature	1.60mm from body maximum 3 seconds		260						°C

Checked	Chen N.H.	Approved	Jason Chen	Date	Mar/08/2007	PAGE 1 / 2		
---------	-----------	----------	------------	------	-------------	------------	--	--

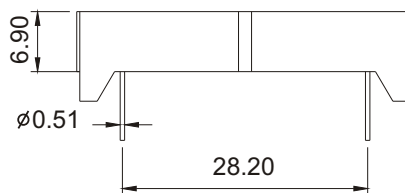


1.50" (38.00mm) Φ 3.70mm 8*8 Bi-Color Dot Matrix Displays

PACKAGE DIMENSION

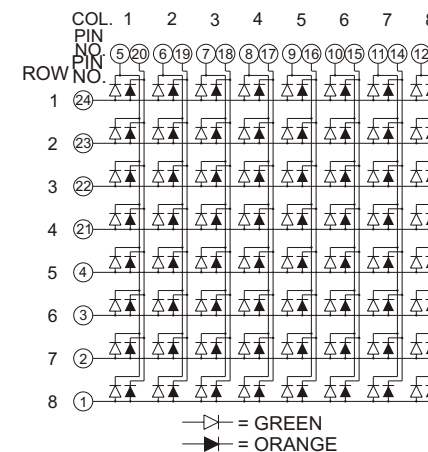
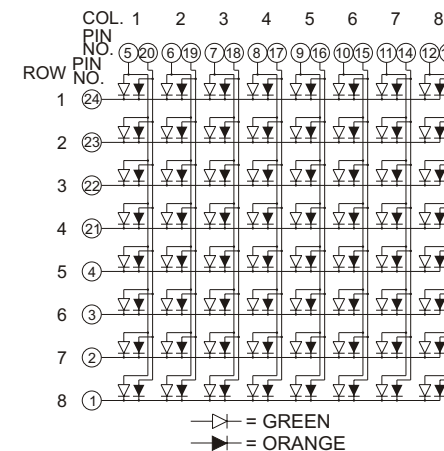


Row Cathode
Column Anode
NFM-15882Axx



Row Anode
Column Cathode
NFM-15882Cxx

INTERNAL CIRCUIT DIAGRAM



Tolerance ± 0.25 mm unless stated